

Lecture 3  
Thur. 9.01.2015

## Analysis of 1D 2-Body Collisions

(Ch. 3, Ch. 4, and Ch. 5 of Unit 1)

### Review of $(V_1, V_2)$ and $(y_1, y_2)$ geometry and X2 launcher in box

Integration of  $(V_1, V_2)$  data to space-time plots  $(y_1(t), t)$  and  $(y_2(t), t)$  plots

Integration of  $(V_1, V_2)$  data to space-space plots  $(y_1, y_2)$  (Lect. 2 topic not covered)

→ Example of  $(V_1, V_2)$  and  $(y_1, y_2)$  data for high mass ratios:  $m_1/m_2=49, 100, \dots$  ←

### Multiple collisions calculated by matrix operator products

Matrix or tensor algebra of 1-D 2-body collisions (and quiz question about linear solutions)

“Mass-bang” matrix **M**, “Floor-bang” matrix **F**, “Ceiling-bang” matrix **C**.

Algebra and Geometry of “ellipse-Rotation” group product: **R = C · M**

### Ellipse rescaling-geometry and reflection-symmetry analysis

Rescaling KE ellipse to circle

How this relates to Lagrangian, l'Etrangian, and Hamiltonian mechanics in Ch. 12

Reflections in the clothing store: “It’s all done with mirrors!”

Introducing hexagonal symmetry  $D_6 \sim C_{6v}$  (Resulting for  $m_1/m_2=3$ )

Group multiplication and product table

Classical collision paths with  $D_6 \sim C_{6v}$  (Resulting from  $m_1/m_2=3$ )

Solutions to Exercises 1.4.1 and 1.4.2

## *Geometry of X2 launcher bouncing in box (Review)*

*Integration of  $(V_1, V_2)$  data to space-time plots  $(y_1(t), t)$  and  $(y_2(t), t)$  plots*

 *Integration of  $(V_1, V_2)$  data to space-space plots  $(y_1, y_2)$*



*Example of  $(V_1, V_2)$  and  $(y_1, y_2)$  data for high mass ratios:  $m_1/m_2=49, 100, \dots$*

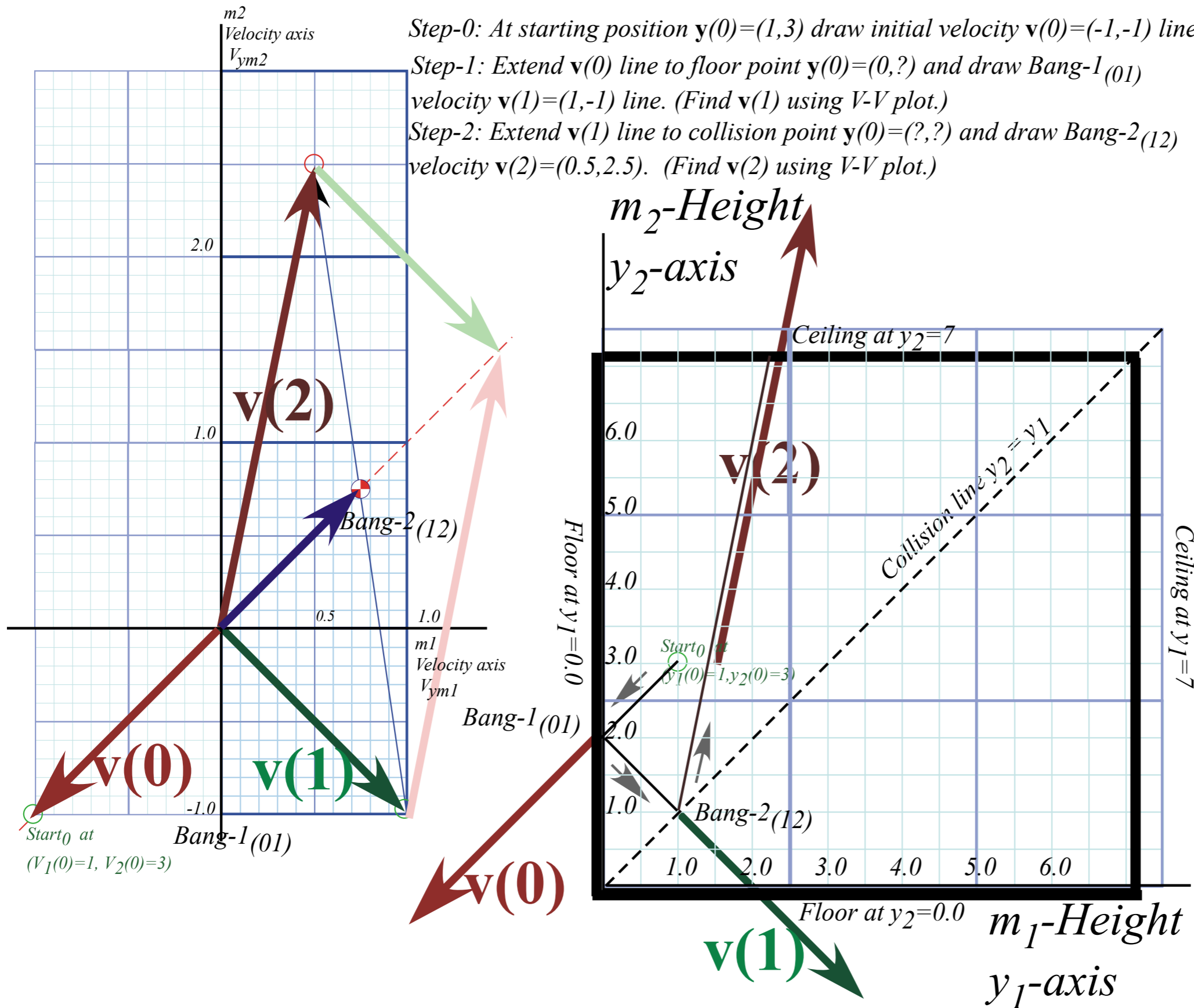
# Geometric "Integration" (Converting Velocity data to Space-space trajectory)

Fig. 4.11  
in Unit 1

Step-0: At starting position  $\mathbf{y}(0)=(1,3)$  draw initial velocity  $\mathbf{v}(0)=(-1,-1)$  line.

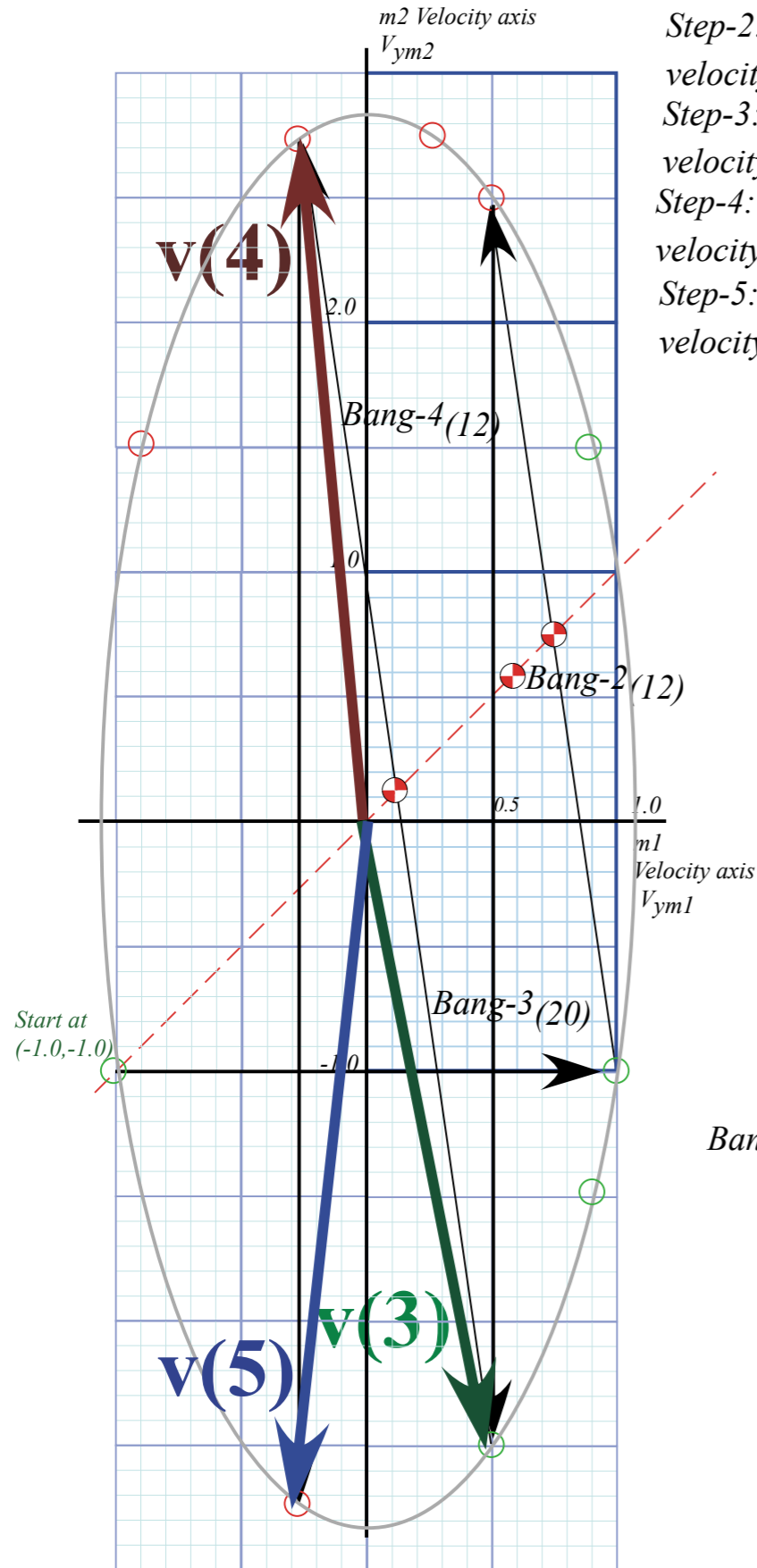
Step-1: Extend  $\mathbf{v}(0)$  line to floor point  $\mathbf{y}(0)=(0,?)$  and draw Bang-1(01) velocity  $\mathbf{v}(1)=(1,-1)$  line. (Find  $\mathbf{v}(1)$  using V-V plot.)

Step-2: Extend  $\mathbf{v}(1)$  line to collision point  $\mathbf{y}(0)=(?,?)$  and draw Bang-2(12) velocity  $\mathbf{v}(2)=(0.5,2.5)$ . (Find  $\mathbf{v}(2)$  using V-V plot.)



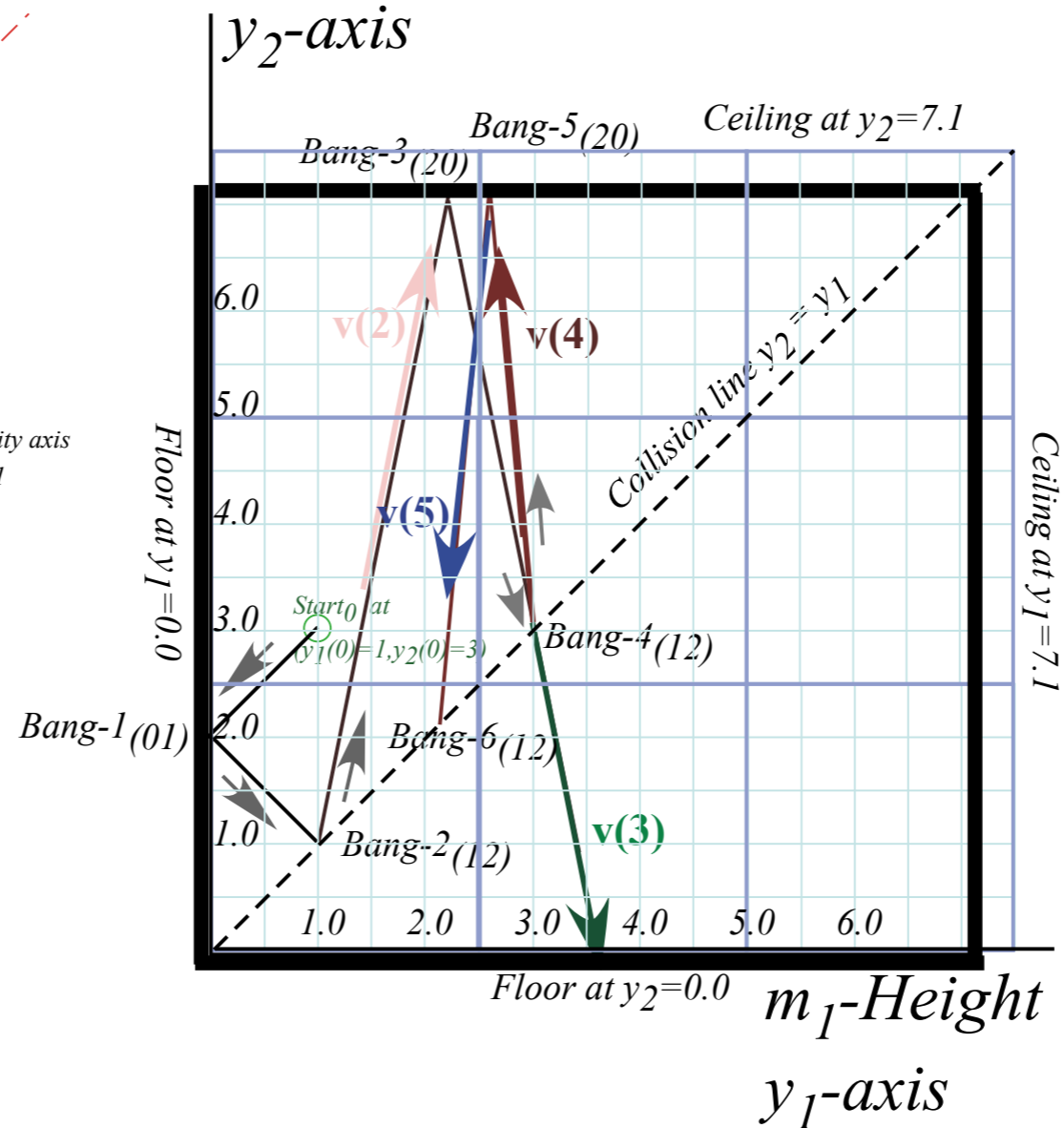
# Geometric "Integration" (Converting Velocity data to Space-space trajectory)

Fig. 4.11  
in Unit 1



- Step-2: Extend  $v(2)$  line to ceiling point  $y(3)=(?, 7.1)$  and draw Bang-3(20) velocity  $v(3)=(1, -1)$  line. (Find  $v(3)$  using V-V plot.)
- Step-3: Extend  $v(3)$  line to collision point  $y(4)=(?, ?)$  and draw Bang-4(12) velocity  $v(4)=(0.5, 2.5)$ . (Find  $v(4)$  using V-V plot.)
- Step-4: Extend  $v(4)$  line to ceiling point  $y(4)=(?, 7.1)$  and draw Bang-5(20) velocity  $v(5)=(1, -1)$  line. (Find  $v(5)$  using V-V plot.)
- Step-5: Extend  $v(5)$  line to collision point  $y(6)=(?, ?)$  and draw Bang-6(12) velocity  $v(6)=(0.5, 2.5)$ . (Find  $v(6)$  using V-V plot.)

$m_2$ -Height



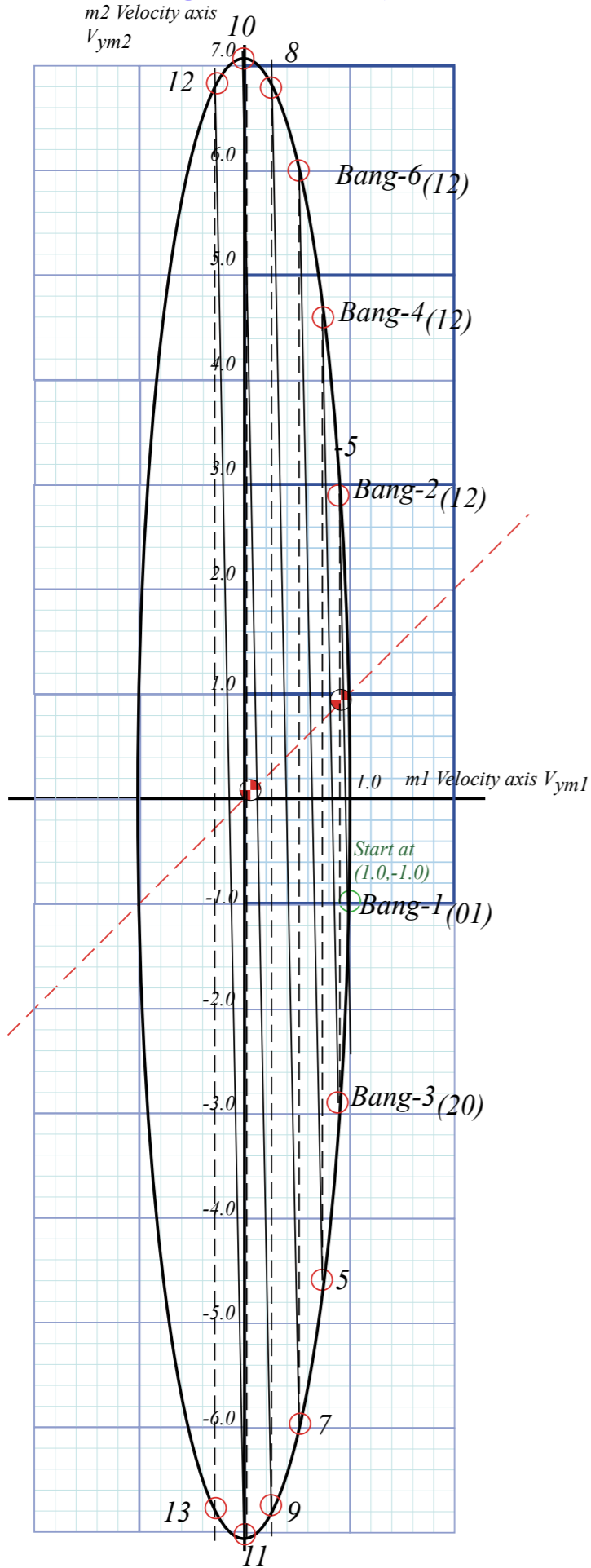
## *Geometry of X2 launcher bouncing in box (Review)*

*Integration of  $(V_1, V_2)$  data to space-time plots  $(y_1(t), t)$  and  $(y_2(t), t)$  plots*

*Integration of  $(V_1, V_2)$  data to space-space plots  $(y_1, y_2)$  (Lect. 2 topic not covered)*

*→ Example of  $(V_1, V_2)$  and  $(y_1, y_2)$  data for high mass ratios:  $m_1/m_2=49, 100, \dots$  ←*

# Geometric "Integration" (Converting Velocity data to Space-time trajectory)



Example with masses:  $m_1=49$  and  $m_2=1$

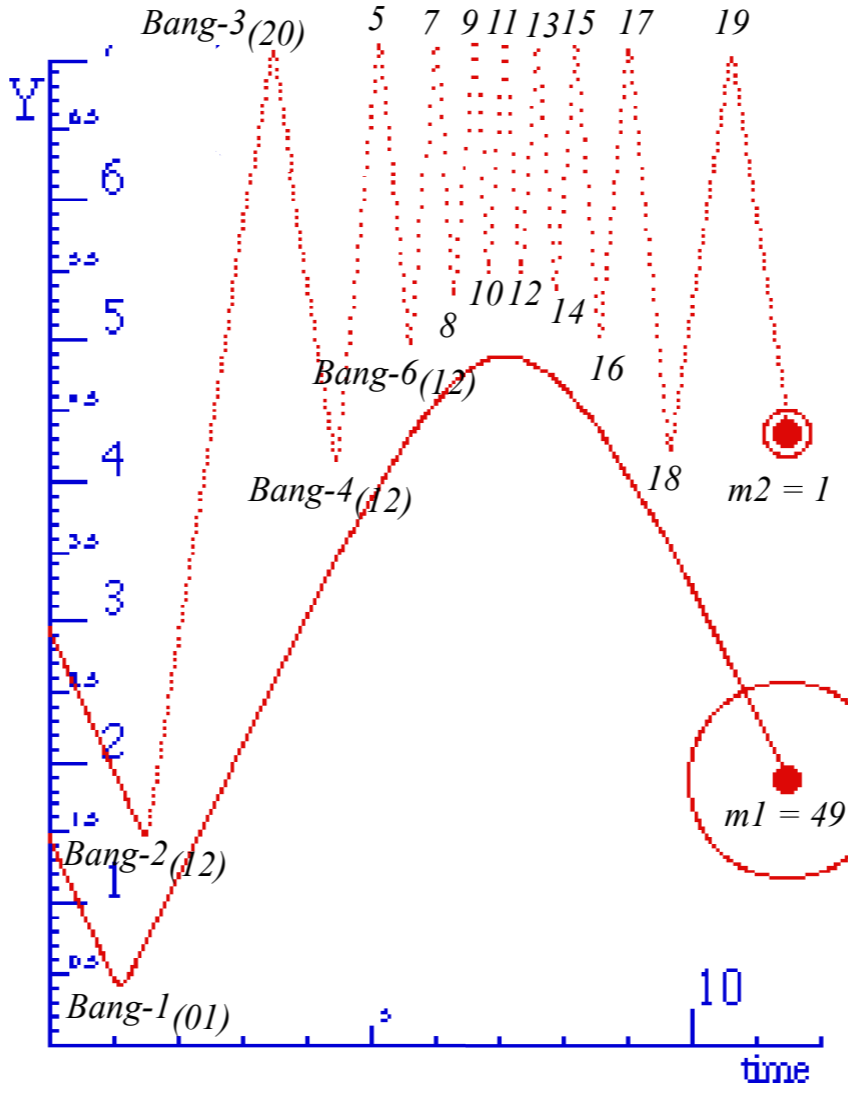
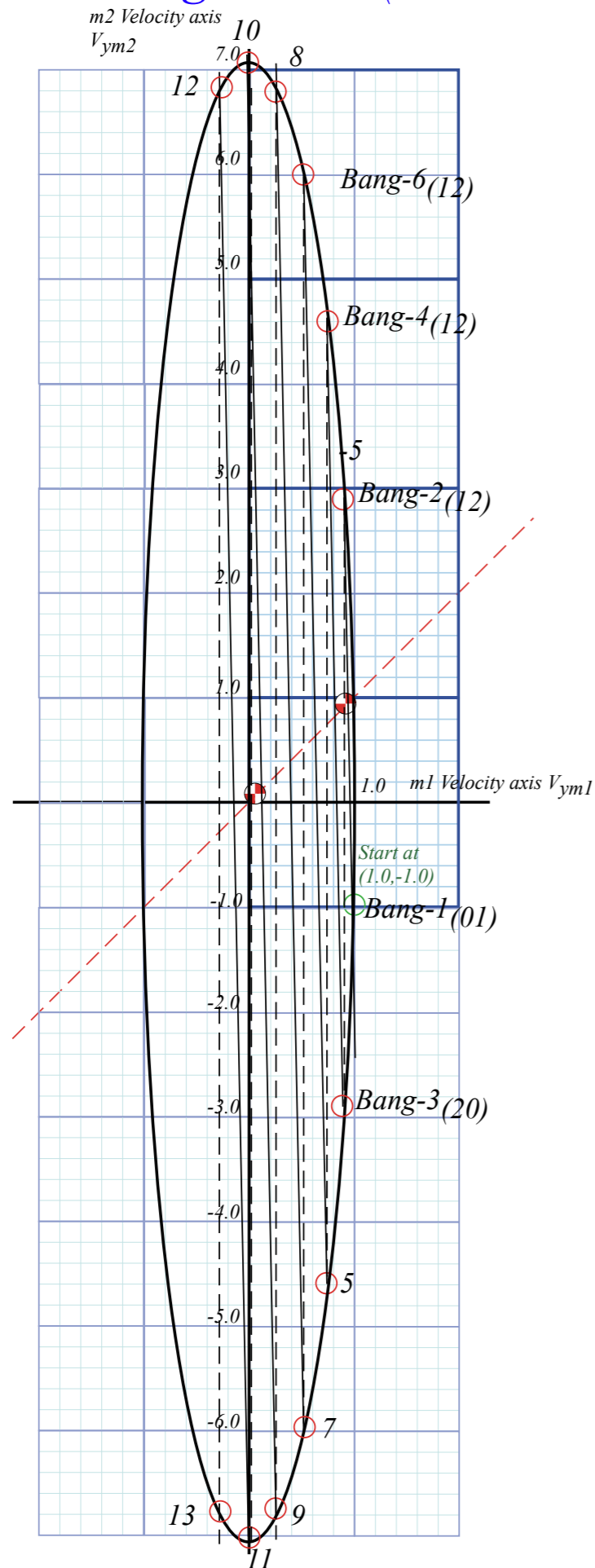


Fig. 5.1  
in Unit 1

# Geometric "Integration" (Converting Velocity data to Space-time trajectory)



Example with masses:  $m_1=49$  and  $m_2=1$

## Kinetic Energy Ellipse

$$KE = \frac{1}{2}m_1V_1^2 + \frac{1}{2}m_2V_2^2 = \frac{49}{2} + \frac{1}{2} = 25$$

$$1 = \frac{V_1^2}{2KE/m_1} + \frac{V_2^2}{2KE/m_2} = \frac{x_1^2}{a_1^2} + \frac{x_2^2}{a_2^2}$$

## Ellipse radius 1

$$\begin{aligned}
 a_1 &= \sqrt{2KE/M_1} \\
 &= \sqrt{2KE/49} \\
 &= \sqrt{50/49} \\
 &= 1.01
 \end{aligned}$$

## Ellipse radius 2

$$\begin{aligned}
 a_2 &= \sqrt{2KE/m_2} \\
 &= \sqrt{2KE/1} \\
 &= \sqrt{50/1} \\
 &= 7.07
 \end{aligned}$$

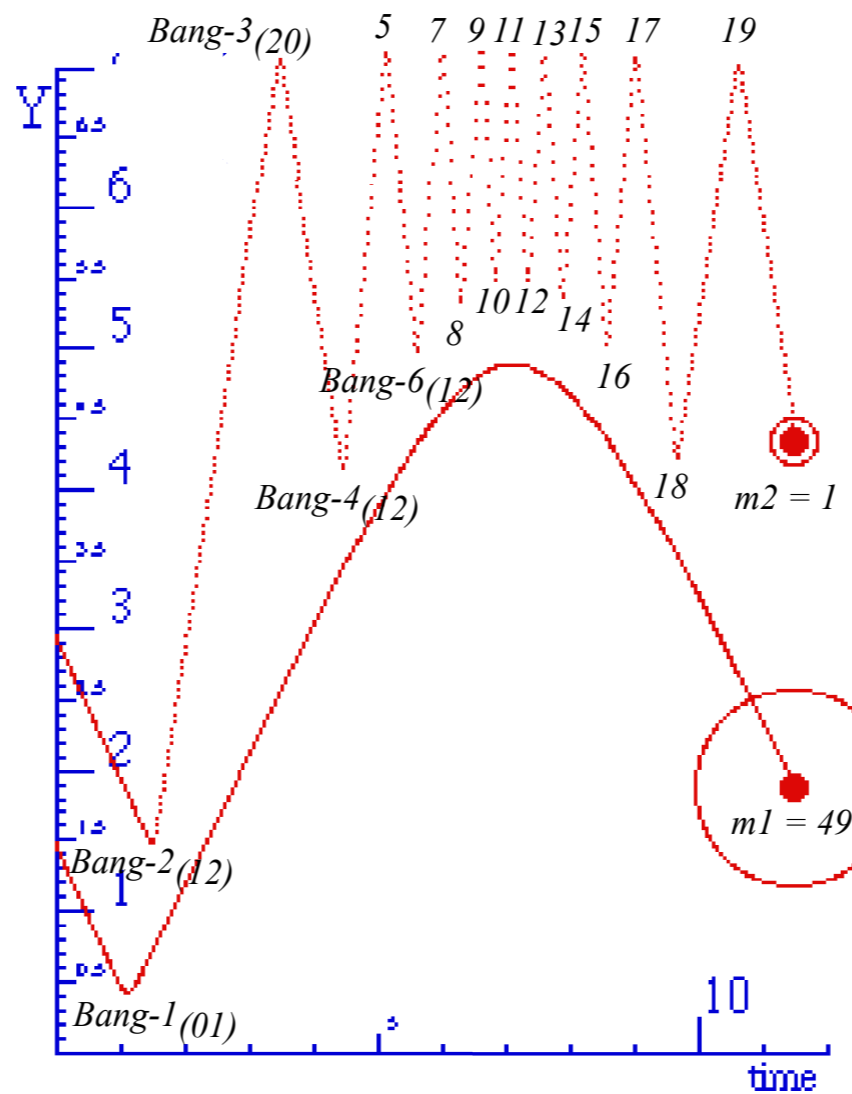


Fig. 5.1  
in Unit 1

## *Multiple collisions calculated by matrix operator products*

 *Matrix or tensor algebra of 1-D 2-body collisions (and quiz question about linear solutions)*

*“Mass-bang” matrix **M**, “Floor-bang” matrix **F**, “Ceiling-bang” matrix **C**.*

*Geometry and algebra of “ellipse-Rotation” group product: **R= C•M***



# *Multiple Collisions by Matrix Operator Products*

T-Symmetry & Momentum Axioms give: 
$$V^{COM} = \frac{V^{FIN} + V^{IN}}{2} = \frac{m_1 v_1 + m_2 v_2}{m_1 + m_2}$$

# *Multiple Collisions by Matrix Operator Products*

T-Symmetry & Momentum Axioms give:  $V^{COM} = \frac{V^{FIN} + V^{IN}}{2} = \frac{m_1 v_1 + m_2 v_2}{m_1 + m_2}$

Gives  $v^{FIN}$  in terms of  $v^{IN}$ ...

$$\begin{pmatrix} v_1^{FIN} \\ v_2^{FIN} \end{pmatrix} = \begin{pmatrix} 2V^{COM} - v_1^{IN} \\ 2V^{COM} - v_2^{IN} \end{pmatrix} =$$

# Multiple Collisions by Matrix Operator Products

T-Symmetry & Momentum Axioms give:  $V^{COM} = \frac{V^{FIN} + V^{IN}}{2} = \frac{m_1 v_1 + m_2 v_2}{m_1 + m_2}$

Gives  $v^{FIN}$  in terms of  $v^{IN}$ ...

$$\begin{pmatrix} v_1^{FIN} \\ v_2^{FIN} \end{pmatrix} = \begin{pmatrix} 2V^{COM} - v_1^{IN} \\ 2V^{COM} - v_2^{IN} \end{pmatrix} = \begin{pmatrix} 2 \frac{m_1 v_1^{IN} + m_2 v_2^{IN}}{m_1 + m_2} - v_1^{IN} \\ 2 \frac{m_1 v_1^{IN} + m_2 v_2^{IN}}{m_1 + m_2} - v_2^{IN} \end{pmatrix}$$

# Multiple Collisions by Matrix Operator Products

T-Symmetry & Momentum Axioms give:  $V^{COM} = \frac{V^{FIN} + V^{IN}}{2} = \frac{m_1 v_1 + m_2 v_2}{m_1 + m_2}$

Gives  $v^{FIN}$  in terms of  $v^{IN}$ ...

Finally as a matrix operation:  $\mathbf{v}^{FIN} = \mathbf{M} \cdot \mathbf{v}^{IN}$ ...

$$\begin{pmatrix} v_1^{FIN} \\ v_2^{FIN} \end{pmatrix} = \begin{pmatrix} 2V^{COM} - v_1^{IN} \\ 2V^{COM} - v_2^{IN} \end{pmatrix} = \begin{pmatrix} 2 \frac{m_1 v_1^{IN} + m_2 v_2^{IN}}{m_1 + m_2} - v_1^{IN} \\ 2 \frac{m_1 v_1^{IN} + m_2 v_2^{IN}}{m_1 + m_2} - v_2^{IN} \end{pmatrix} = \frac{\begin{pmatrix} m_1 v_1^{IN} - m_2 v_1^{IN} + 2m_2 v_2^{IN} \\ 2m_1 v_1^{IN} + m_2 v_2^{IN} - m_1 v_2^{IN} \end{pmatrix}}{m_1 + m_2} = \frac{\begin{pmatrix} m_1 - m_2 & 2m_2 \\ 2m_1 & m_2 - m_1 \end{pmatrix} \begin{pmatrix} v_1^{IN} \\ v_2^{IN} \end{pmatrix}}{m_1 + m_2}$$

## *Multiple collisions calculated by matrix operator products*

*Matrix or tensor algebra of 1-D 2-body collisions* (and quiz question about linear solutions) ←

→ *“Mass-bang” matrix **M**, “Floor-bang” matrix **F**, “Ceiling-bang” matrix **C**.*

*Geometry and algebra of “ellipse-Rotation” group product: **R= C•M***

# Multiple Collisions by Matrix Operator Products

T-Symmetry & Momentum Axioms give:  $V^{COM} = \frac{V^{FIN} + V^{IN}}{2} = \frac{m_1 v_1 + m_2 v_2}{m_1 + m_2}$

Gives  $\mathbf{v}^{FIN}$  in terms of  $\mathbf{v}^{IN}$ ...

Finally as a matrix operation:  $\mathbf{v}^{FIN} = \mathbf{M} \cdot \mathbf{v}^{IN}$ ...

$$\begin{pmatrix} v_1^{FIN} \\ v_2^{FIN} \end{pmatrix} = \begin{pmatrix} 2V^{COM} - v_1^{IN} \\ 2V^{COM} - v_2^{IN} \end{pmatrix} = \begin{pmatrix} 2 \frac{m_1 v_1^{IN} + m_2 v_2^{IN}}{m_1 + m_2} - v_1^{IN} \\ 2 \frac{m_1 v_1^{IN} + m_2 v_2^{IN}}{m_1 + m_2} - v_2^{IN} \end{pmatrix} = \frac{\begin{pmatrix} m_1 v_1^{IN} - m_2 v_1^{IN} + 2m_2 v_2^{IN} \\ 2m_1 v_1^{IN} + m_2 v_2^{IN} - m_1 v_2^{IN} \end{pmatrix}}{m_1 + m_2} = \frac{\begin{pmatrix} m_1 - m_2 & 2m_2 \\ 2m_1 & m_2 - m_1 \end{pmatrix} \begin{pmatrix} v_1^{IN} \\ v_2^{IN} \end{pmatrix}}{m_1 + m_2}$$

*Quiz question about linear solution*

Linear formula  $\mathbf{v}^{FIN} = \mathbf{M} \cdot \mathbf{v}^{IN}$  gives just *one* solution to *quadratic* collision equations.

$$\begin{pmatrix} v_1^{FIN} \\ v_2^{FIN} \end{pmatrix} = \begin{pmatrix} \frac{m_1 - m_2}{m_1 + m_2} & \frac{2m_2}{m_1 + m_2} \\ \frac{2m_1}{m_1 + m_2} & \frac{m_2 - m_1}{m_1 + m_2} \end{pmatrix} \begin{pmatrix} v_1^{IN} \\ v_2^{IN} \end{pmatrix}$$

# Multiple Collisions by Matrix Operator Products

T-Symmetry & Momentum Axioms give:  $V^{COM} = \frac{V^{FIN} + V^{IN}}{2} = \frac{m_1 v_1 + m_2 v_2}{m_1 + m_2}$

Gives  $v^{FIN}$  in terms of  $v^{IN}$ ...

Finally as a matrix operation:  $v^{FIN} = \mathbf{M} \cdot v^{IN}$ ...

$$\begin{pmatrix} v_1^{FIN} \\ v_2^{FIN} \end{pmatrix} = \begin{pmatrix} 2V^{COM} - v_1^{IN} \\ 2V^{COM} - v_2^{IN} \end{pmatrix} = \begin{pmatrix} 2 \frac{m_1 v_1^{IN} + m_2 v_2^{IN}}{m_1 + m_2} - v_1^{IN} \\ 2 \frac{m_1 v_1^{IN} + m_2 v_2^{IN}}{m_1 + m_2} - v_2^{IN} \end{pmatrix} = \frac{\begin{pmatrix} m_1 v_1^{IN} - m_2 v_1^{IN} + 2m_2 v_2^{IN} \\ 2m_1 v_1^{IN} + m_2 v_2^{IN} - m_1 v_2^{IN} \end{pmatrix}}{m_1 + m_2} = \frac{\begin{pmatrix} m_1 - m_2 & 2m_2 \\ 2m_1 & m_2 - m_1 \end{pmatrix} \begin{pmatrix} v_1^{IN} \\ v_2^{IN} \end{pmatrix}}{m_1 + m_2}$$

Quiz question about linear solution

Linear formula  $v^{FIN} = \mathbf{M} \cdot v^{IN}$  gives just *one* solution to quadratic collision equations.

$$\begin{pmatrix} v_1^{FIN} \\ v_2^{FIN} \end{pmatrix} = \begin{pmatrix} \frac{m_1 - m_2}{m_1 + m_2} & \frac{2m_2}{m_1 + m_2} \\ \frac{2m_1}{m_1 + m_2} & \frac{m_2 - m_1}{m_1 + m_2} \end{pmatrix} \begin{pmatrix} v_1^{IN} \\ v_2^{IN} \end{pmatrix}$$

Q: What is the *second* solution and to what simple process would it correspond?

## *Multiple collisions calculated by matrix operator products*

*Matrix or tensor algebra of 1-D 2-body collisions (and quiz question about linear solutions)*

 *“Mass-bang” matrix **M**, “Floor-bang” matrix **F**, “Ceiling-bang” matrix **C**.*

*Geometry and algebra of “ellipse-Rotation” group product: **R= C•M***



# Multiple Collisions by Matrix Operator Products

T-Symmetry & Momentum Axioms give:  $V^{COM} = \frac{V^{FIN} + V^{IN}}{2} = \frac{m_1 v_1 + m_2 v_2}{m_1 + m_2}$

Gives  $v^{FIN}$  in terms of  $v^{IN}$ ...

Finally as a matrix operation:  $\mathbf{v}^{FIN} = \mathbf{M} \cdot \mathbf{v}^{IN}$ ...

$$\begin{pmatrix} v_1^{FIN} \\ v_2^{FIN} \end{pmatrix} = \begin{pmatrix} 2V^{COM} - v_1^{IN} \\ 2V^{COM} - v_2^{IN} \end{pmatrix} = \begin{pmatrix} 2 \frac{m_1 v_1^{IN} + m_2 v_2^{IN}}{m_1 + m_2} - v_1^{IN} \\ 2 \frac{m_1 v_1^{IN} + m_2 v_2^{IN}}{m_1 + m_2} - v_2^{IN} \end{pmatrix} = \frac{\begin{pmatrix} m_1 v_1^{IN} - m_2 v_1^{IN} + 2m_2 v_2^{IN} \\ 2m_1 v_1^{IN} + m_2 v_2^{IN} - m_1 v_2^{IN} \end{pmatrix}}{m_1 + m_2} = \frac{\begin{pmatrix} m_1 - m_2 & 2m_2 \\ 2m_1 & m_2 - m_1 \end{pmatrix} \begin{pmatrix} v_1^{IN} \\ v_2^{IN} \end{pmatrix}}{m_1 + m_2}$$

Matrix operations include...

Floor-bang  $\mathbf{F}$  of  $m_1$ :

$$\mathbf{F} = \begin{pmatrix} -1 & 0 \\ 0 & 1 \end{pmatrix}$$

# Multiple Collisions by Matrix Operator Products

T-Symmetry & Momentum Axioms give:  $V^{COM} = \frac{V^{FIN} + V^{IN}}{2} = \frac{m_1 v_1 + m_2 v_2}{m_1 + m_2}$

Gives  $v^{FIN}$  in terms of  $v^{IN}$ ...

Finally as a matrix operation:  $\mathbf{v}^{FIN} = \mathbf{M} \cdot \mathbf{v}^{IN}$ ...

$$\begin{pmatrix} v_1^{FIN} \\ v_2^{FIN} \end{pmatrix} = \begin{pmatrix} 2V^{COM} - v_1^{IN} \\ 2V^{COM} - v_2^{IN} \end{pmatrix} = \begin{pmatrix} 2 \frac{m_1 v_1^{IN} + m_2 v_2^{IN}}{m_1 + m_2} - v_1^{IN} \\ 2 \frac{m_1 v_1^{IN} + m_2 v_2^{IN}}{m_1 + m_2} - v_2^{IN} \end{pmatrix} = \frac{\begin{pmatrix} m_1 v_1^{IN} - m_2 v_1^{IN} + 2m_2 v_2^{IN} \\ 2m_1 v_1^{IN} + m_2 v_2^{IN} - m_1 v_2^{IN} \end{pmatrix}}{m_1 + m_2} = \frac{\begin{pmatrix} m_1 - m_2 & 2m_2 \\ 2m_1 & m_2 - m_1 \end{pmatrix} \begin{pmatrix} v_1^{IN} \\ v_2^{IN} \end{pmatrix}}{m_1 + m_2}$$

Matrix operations include...

Floor-bang  $\mathbf{F}$  of  $m_1$ :

Ceiling-bang  $\mathbf{C}$  of  $m_2$ :

$$\mathbf{F} = \begin{pmatrix} -1 & 0 \\ 0 & 1 \end{pmatrix}$$

$$\mathbf{C} = \begin{pmatrix} 1 & 0 \\ 0 & -1 \end{pmatrix}$$

# Multiple Collisions by Matrix Operator Products

T-Symmetry & Momentum Axioms give:  $V^{COM} = \frac{V^{FIN} + V^{IN}}{2} = \frac{m_1 v_1 + m_2 v_2}{m_1 + m_2}$

Gives  $v^{FIN}$  in terms of  $v^{IN}$ ...

Finally as a matrix operation:  $v^{FIN} = \mathbf{M} \cdot v^{IN}$ ...

$$\begin{pmatrix} v_1^{FIN} \\ v_2^{FIN} \end{pmatrix} = \begin{pmatrix} 2V^{COM} - v_1^{IN} \\ 2V^{COM} - v_2^{IN} \end{pmatrix} = \begin{pmatrix} 2 \frac{m_1 v_1^{IN} + m_2 v_2^{IN}}{m_1 + m_2} - v_1^{IN} \\ 2 \frac{m_1 v_1^{IN} + m_2 v_2^{IN}}{m_1 + m_2} - v_2^{IN} \end{pmatrix} = \frac{\begin{pmatrix} m_1 v_1^{IN} - m_2 v_1^{IN} + 2m_2 v_2^{IN} \\ 2m_1 v_1^{IN} + m_2 v_2^{IN} - m_1 v_2^{IN} \end{pmatrix}}{m_1 + m_2} = \frac{\begin{pmatrix} m_1 - m_2 & 2m_2 \\ 2m_1 & m_2 - m_1 \end{pmatrix} \begin{pmatrix} v_1^{IN} \\ v_2^{IN} \end{pmatrix}}{m_1 + m_2}$$

Matrix operations include...

Floor-bang  $\mathbf{F}$  of  $m_1$ :

$$\mathbf{F} = \begin{pmatrix} -1 & 0 \\ 0 & 1 \end{pmatrix}$$

Mass-bang  $\mathbf{M}$  of  $m_1$  and  $m_2$ :

$$\mathbf{M} = \begin{pmatrix} \frac{m_1 - m_2}{m_1 + m_2} & \frac{2m_2}{m_1 + m_2} \\ \frac{2m_1}{m_1 + m_2} & \frac{m_2 - m_1}{m_1 + m_2} \end{pmatrix}$$

Ceiling-bang  $\mathbf{C}$  of  $m_2$ :

$$\mathbf{C} = \begin{pmatrix} 1 & 0 \\ 0 & -1 \end{pmatrix}$$

# Multiple Collisions by Matrix Operator Products

T-Symmetry & Momentum Axioms give:  $V^{COM} = \frac{V^{FIN} + V^{IN}}{2} = \frac{m_1 v_1 + m_2 v_2}{m_1 + m_2}$

Gives  $v^{FIN}$  in terms of  $v^{IN}$ ...

Finally as a matrix operation:  $v^{FIN} = \mathbf{M} \cdot v^{IN}$ ...

$$\begin{pmatrix} v_1^{FIN} \\ v_2^{FIN} \end{pmatrix} = \begin{pmatrix} 2V^{COM} - v_1^{IN} \\ 2V^{COM} - v_2^{IN} \end{pmatrix} = \begin{pmatrix} 2 \frac{m_1 v_1^{IN} + m_2 v_2^{IN}}{m_1 + m_2} - v_1^{IN} \\ 2 \frac{m_1 v_1^{IN} + m_2 v_2^{IN}}{m_1 + m_2} - v_2^{IN} \end{pmatrix} = \frac{\begin{pmatrix} m_1 v_1^{IN} - m_2 v_1^{IN} + 2m_2 v_2^{IN} \\ 2m_1 v_1^{IN} + m_2 v_2^{IN} - m_1 v_2^{IN} \end{pmatrix}}{m_1 + m_2} = \frac{\begin{pmatrix} m_1 - m_2 & 2m_2 \\ 2m_1 & m_2 - m_1 \end{pmatrix} \begin{pmatrix} v_1^{IN} \\ v_2^{IN} \end{pmatrix}}{m_1 + m_2}$$

Matrix operations include...

Floor-bang  $\mathbf{F}$  of  $m_1$ :

$$\mathbf{F} = \begin{pmatrix} -1 & 0 \\ 0 & 1 \end{pmatrix}$$

Mass-bang  $\mathbf{M}$  of  $m_1$  and  $m_2$ :

$$\mathbf{M} = \begin{pmatrix} \frac{m_1 - m_2}{m_1 + m_2} & \frac{2m_2}{m_1 + m_2} \\ \frac{2m_1}{m_1 + m_2} & \frac{m_2 - m_1}{m_1 + m_2} \end{pmatrix}$$

Ceiling-bang  $\mathbf{C}$  of  $m_2$ :

$$\mathbf{C} = \begin{pmatrix} 1 & 0 \\ 0 & -1 \end{pmatrix}$$

Let:  $m_1=49$  and  $m_2=1$

$$\mathbf{M} = \begin{pmatrix} 0.96 & 0.04 \\ 1.96 & -0.96 \end{pmatrix}$$

## *Multiple collisions calculated by matrix operator products*

*Matrix or tensor algebra of 1-D 2-body collisions (and quiz question about linear solutions)*

*“Mass-bang” matrix **M**, “Floor-bang” matrix **F**, “Ceiling-bang” matrix **C**.*

*Geometry and algebra of “ellipse-Rotation” group product: **R= C•M***



# Multiple Collisions by Matrix Operator Products

T-Symmetry & Momentum Axioms give:  $V^{COM} = \frac{V^{FIN} + V^{IN}}{2} = \frac{m_1 v_1 + m_2 v_2}{m_1 + m_2}$

Gives  $v^{FIN}$  in terms of  $v^{IN}$ ...

Finally as a matrix operation:  $v^{FIN} = \mathbf{M} \cdot v^{IN}$ ...

$$\begin{pmatrix} v_1^{FIN} \\ v_2^{FIN} \end{pmatrix} = \begin{pmatrix} 2V^{COM} - v_1^{IN} \\ 2V^{COM} - v_2^{IN} \end{pmatrix} = \begin{pmatrix} 2 \frac{m_1 v_1^{IN} + m_2 v_2^{IN}}{m_1 + m_2} - v_1^{IN} \\ 2 \frac{m_1 v_1^{IN} + m_2 v_2^{IN}}{m_1 + m_2} - v_2^{IN} \end{pmatrix} = \frac{\begin{pmatrix} m_1 v_1^{IN} - m_2 v_1^{IN} + 2m_2 v_2^{IN} \\ 2m_1 v_1^{IN} + m_2 v_2^{IN} - m_1 v_2^{IN} \end{pmatrix}}{m_1 + m_2} = \frac{\begin{pmatrix} m_1 - m_2 & 2m_2 \\ 2m_1 & m_2 - m_1 \end{pmatrix} \begin{pmatrix} v_1^{IN} \\ v_2^{IN} \end{pmatrix}}{m_1 + m_2}$$

Matrix operations include...

Floor-bang  $\mathbf{F}$  of  $m_1$ :

$$\mathbf{F} = \begin{pmatrix} -1 & 0 \\ 0 & 1 \end{pmatrix}$$

Mass-bang  $\mathbf{M}$  of  $m_1$  and  $m_2$ :

$$\mathbf{M} = \begin{pmatrix} \frac{m_1 - m_2}{m_1 + m_2} & \frac{2m_2}{m_1 + m_2} \\ \frac{2m_1}{m_1 + m_2} & \frac{m_2 - m_1}{m_1 + m_2} \end{pmatrix}$$

Ceiling-bang  $\mathbf{C}$  of  $m_2$ :

$$\mathbf{C} = \begin{pmatrix} 1 & 0 \\ 0 & -1 \end{pmatrix}$$

Let:  $m_1=49$  and  $m_2=1$

$$\mathbf{M} = \begin{pmatrix} 0.96 & 0.04 \\ 1.96 & -0.96 \end{pmatrix}$$

Define "ellipse-Rotation"  $\mathbf{R}$  as group product:  $\mathbf{R} = \mathbf{C} \cdot \mathbf{M} = \begin{pmatrix} 1 & 0 \\ 0 & -1 \end{pmatrix} \cdot \begin{pmatrix} 0.96 & 0.04 \\ 1.96 & -0.96 \end{pmatrix} = \begin{pmatrix} 0.96 & 0.04 \\ -1.96 & 0.96 \end{pmatrix}$

$$\begin{aligned}
 |FIN^9\rangle &= \mathbf{C} \cdot \mathbf{M} \cdot \mathbf{C} \cdot \mathbf{M} \cdot \mathbf{C} \cdot \mathbf{M} \cdot \mathbf{C} \cdot \mathbf{M} \cdot \mathbf{F} \\
 \begin{pmatrix} v_1^{FIN-9} \\ v_2^{FIN-9} \end{pmatrix} &= \begin{pmatrix} 1 & 0 \\ 0 & -1 \end{pmatrix} \cdot \begin{pmatrix} 0.96 & 0.04 \\ 1.96 & -0.96 \end{pmatrix} \cdot \begin{pmatrix} 1 & 0 \\ 0 & -1 \end{pmatrix} \cdot \begin{pmatrix} 0.96 & 0.04 \\ 1.96 & -0.96 \end{pmatrix} \cdot \begin{pmatrix} 1 & 0 \\ 0 & -1 \end{pmatrix} \cdot \begin{pmatrix} 0.96 & 0.04 \\ 1.96 & -0.96 \end{pmatrix} \cdot \begin{pmatrix} 1 & 0 \\ 0 & -1 \end{pmatrix} \cdot \begin{pmatrix} 0.96 & 0.04 \\ 1.96 & -0.96 \end{pmatrix} \cdot \begin{pmatrix} -1 & 0 \\ 0 & +1 \end{pmatrix} \begin{pmatrix} v_1^{IN} = -1 \\ v_2^{IN} = -1 \end{pmatrix}_{(\text{INITIAL } (0))}
 \end{aligned}$$

$$\begin{aligned}
 \left. \begin{array}{l} |FIN^9\rangle \\ v_1^{FIN-9} \\ v_2^{FIN-9} \end{array} \right\} &= \underbrace{\mathbf{C} \cdot \mathbf{M}}_{\mathbf{R}} \cdot \underbrace{\mathbf{C} \cdot \mathbf{M}}_{\mathbf{R}} \cdot \underbrace{\mathbf{C} \cdot \mathbf{M}}_{\mathbf{R}} \cdot \underbrace{\mathbf{C} \cdot \mathbf{M}}_{\mathbf{R}} \cdot \mathbf{F} \left. \begin{array}{l} |IN^0\rangle \\ v_1^{IN} = -1 \\ v_2^{IN} = -1 \end{array} \right\}_{(INITIAL (0))} \\
 \left. \begin{array}{l} |FIN^9\rangle \\ v_1^{FIN-9} \\ v_2^{FIN-9} \end{array} \right\} &= \begin{pmatrix} 0.96 & 0.04 \\ -1.96 & 0.96 \end{pmatrix} \cdot \begin{pmatrix} 0.96 & 0.04 \\ -1.96 & 0.96 \end{pmatrix} \cdot \begin{pmatrix} 0.96 & 0.04 \\ -1.96 & 0.96 \end{pmatrix} \cdot \begin{pmatrix} 0.96 & 0.04 \\ -1.96 & 0.96 \end{pmatrix} \cdot \begin{pmatrix} v_1 = 1 \\ v_2 = -1 \end{pmatrix}_{(after Bang-1)}
 \end{aligned}$$

*“ellipse-Rotation” group product:  $\mathbf{R} = \mathbf{C} \cdot \mathbf{M}$*




$$\begin{aligned}
 \left. \begin{array}{l} |FIN^9\rangle \\ v_1^{FIN-9} \\ v_2^{FIN-9} \end{array} \right\} &= \underbrace{\mathbf{C} \cdot \mathbf{M}}_{\mathbf{R}} \cdot \underbrace{\mathbf{C} \cdot \mathbf{M}}_{\mathbf{R}} \cdot \underbrace{\mathbf{C} \cdot \mathbf{M}}_{\mathbf{R}} \cdot \underbrace{\mathbf{C} \cdot \mathbf{M}}_{\mathbf{R}} \cdot \mathbf{F} \left. \begin{array}{l} |IN^0\rangle \\ v_1^{IN} = -1 \\ v_2^{IN} = -1 \end{array} \right\}_{(INITIAL (0))} \\
 \left. \begin{array}{l} |FIN^9\rangle \\ v_1^{FIN-9} \\ v_2^{FIN-9} \end{array} \right\} &= \left( \begin{array}{cc} 0.96 & 0.04 \\ -1.96 & 0.96 \end{array} \right) \cdot \left( \begin{array}{cc} 0.96 & 0.04 \\ -1.96 & 0.96 \end{array} \right) \cdot \left( \begin{array}{cc} 0.96 & 0.04 \\ -1.96 & 0.96 \end{array} \right) \cdot \left( \begin{array}{cc} 0.96 & 0.04 \\ -1.96 & 0.96 \end{array} \right) \cdot \left( \begin{array}{c} \mathbf{F} |IN^0\rangle \\ v_1 = 1 \\ v_2 = -1 \end{array} \right)_{(after Bang-1)}
 \end{aligned}$$

$$= \left( \begin{array}{c} v_1 = 0.2925 \\ v_2 = -6.768 \end{array} \right)_{(after Bang-9)}$$

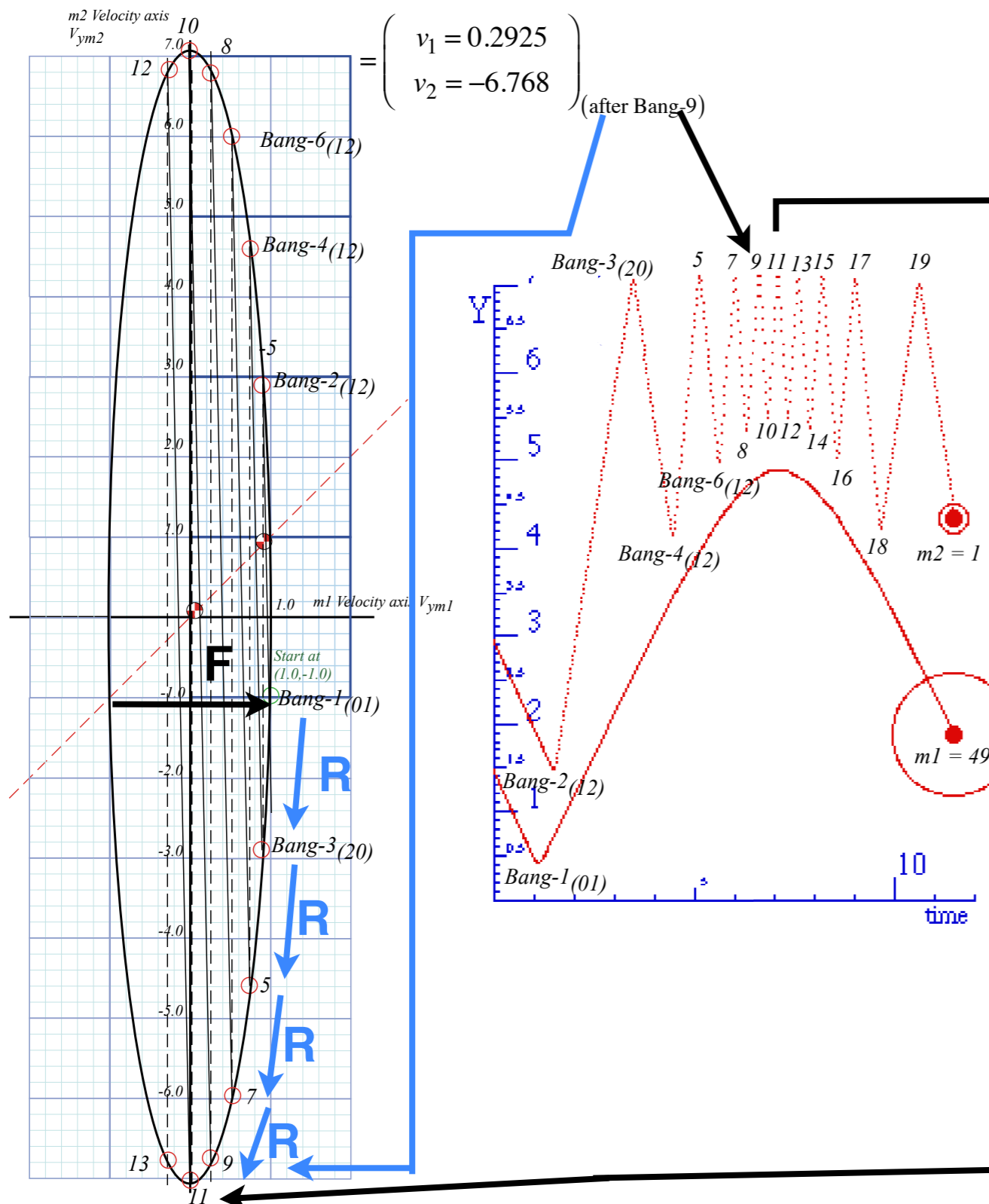
“ellipse-Rotation” group product:  $\mathbf{R} = \mathbf{C} \cdot \mathbf{M}$

$$\begin{aligned}
 |FIN^9\rangle &= \mathbf{C} \cdot \mathbf{M} \cdot \mathbf{C} \cdot \mathbf{M} \cdot \mathbf{C} \cdot \mathbf{M} \cdot \mathbf{C} \cdot \mathbf{M} \cdot \mathbf{F} |IN^0\rangle \\
 \begin{pmatrix} v_1^{FIN-9} \\ v_2^{FIN-9} \end{pmatrix} &= \begin{pmatrix} 1 & 0 \\ 0 & -1 \end{pmatrix} \cdot \begin{pmatrix} 0.96 & 0.04 \\ 1.96 & -0.96 \end{pmatrix} \cdot \begin{pmatrix} 1 & 0 \\ 0 & -1 \end{pmatrix} \cdot \begin{pmatrix} 0.96 & 0.04 \\ 1.96 & -0.96 \end{pmatrix} \cdot \begin{pmatrix} 1 & 0 \\ 0 & -1 \end{pmatrix} \cdot \begin{pmatrix} 0.96 & 0.04 \\ 1.96 & -0.96 \end{pmatrix} \cdot \begin{pmatrix} 1 & 0 \\ 0 & -1 \end{pmatrix} \cdot \begin{pmatrix} 0.96 & 0.04 \\ 1.96 & -0.96 \end{pmatrix} \cdot \begin{pmatrix} -1 & 0 \\ 0 & +1 \end{pmatrix} \begin{pmatrix} v_1^{IN} = -1 \\ v_2^{IN} = -1 \end{pmatrix} \quad (\text{INITIAL } (0)) \\
 |FIN^9\rangle &= \mathbf{R} \cdot \mathbf{R} \cdot \mathbf{R} \cdot \mathbf{R} \cdot \mathbf{F} |IN^0\rangle \\
 \begin{pmatrix} v_1^{FIN-9} \\ v_2^{FIN-9} \end{pmatrix} &= \begin{pmatrix} 0.96 & 0.04 \\ -1.96 & 0.96 \end{pmatrix} \cdot \begin{pmatrix} 0.96 & 0.04 \\ -1.96 & 0.96 \end{pmatrix} \cdot \begin{pmatrix} 0.96 & 0.04 \\ -1.96 & 0.96 \end{pmatrix} \cdot \begin{pmatrix} 0.96 & 0.04 \\ -1.96 & 0.96 \end{pmatrix} \cdot \begin{pmatrix} v_1 = 1 \\ v_2 = -1 \end{pmatrix} \quad (\text{after Bang-1})
 \end{aligned}$$



“ellipse-Rotation” group product:  $\mathbf{R} = \mathbf{C} \cdot \mathbf{M}$

$$\begin{aligned}
 |FIN^9\rangle &= \mathbf{C} \cdot \mathbf{M} \cdot \mathbf{C} \cdot \mathbf{M} \cdot \mathbf{C} \cdot \mathbf{M} \cdot \mathbf{C} \cdot \mathbf{M} \cdot \mathbf{F} |IN^0\rangle \\
 \begin{pmatrix} v_1^{FIN-9} \\ v_2^{FIN-9} \end{pmatrix} &= \begin{pmatrix} 1 & 0 \\ 0 & -1 \end{pmatrix} \cdot \begin{pmatrix} 0.96 & 0.04 \\ 1.96 & -0.96 \end{pmatrix} \cdot \begin{pmatrix} 1 & 0 \\ 0 & -1 \end{pmatrix} \cdot \begin{pmatrix} 0.96 & 0.04 \\ 1.96 & -0.96 \end{pmatrix} \cdot \begin{pmatrix} 1 & 0 \\ 0 & -1 \end{pmatrix} \cdot \begin{pmatrix} 0.96 & 0.04 \\ 1.96 & -0.96 \end{pmatrix} \cdot \begin{pmatrix} 1 & 0 \\ 0 & -1 \end{pmatrix} \cdot \begin{pmatrix} 0.96 & 0.04 \\ 1.96 & -0.96 \end{pmatrix} \cdot \begin{pmatrix} -1 & 0 \\ 0 & +1 \end{pmatrix} \begin{pmatrix} v_1^{IN} = -1 \\ v_2^{IN} = -1 \end{pmatrix}_{(INITIAL (0))} \\
 |FIN^9\rangle &= \mathbf{R} \cdot \mathbf{R} \cdot \mathbf{R} \cdot \mathbf{R} \cdot \mathbf{F} |IN^0\rangle \\
 \begin{pmatrix} v_1^{FIN-9} \\ v_2^{FIN-9} \end{pmatrix} &= \begin{pmatrix} 0.96 & 0.04 \\ -1.96 & 0.96 \end{pmatrix} \cdot \begin{pmatrix} 0.96 & 0.04 \\ -1.96 & 0.96 \end{pmatrix} \cdot \begin{pmatrix} 0.96 & 0.04 \\ -1.96 & 0.96 \end{pmatrix} \cdot \begin{pmatrix} 0.96 & 0.04 \\ -1.96 & 0.96 \end{pmatrix} \cdot \begin{pmatrix} v_1 = 1 \\ v_2 = -1 \end{pmatrix}_{(after Bang-1)}
 \end{aligned}$$



“ellipse-Rotation” group product: **R = C · M**

$$\begin{aligned}
 \begin{pmatrix} v_1^{FIN-11} \\ v_2^{FIN-11} \end{pmatrix} &= \begin{pmatrix} 0.96 & 0.04 \\ -1.96 & 0.96 \end{pmatrix} \cdot \begin{pmatrix} v_1^{FIN-9} \\ v_2^{FIN-9} \end{pmatrix} \\
 &= \begin{pmatrix} v_1 = 0.0100 \\ v_2 = -7.071 \end{pmatrix}_{(after Bang-11)}
 \end{aligned}$$

## *Ellipse rescaling-geometry and reflection-symmetry analysis*

 *Rescaling KE ellipse to circle*

*How this relates to Lagrangian, l'Etrangian, and Hamiltonian mechanics in Ch. 12*

*Reflections in the clothing store: "It's all done with mirrors!"*

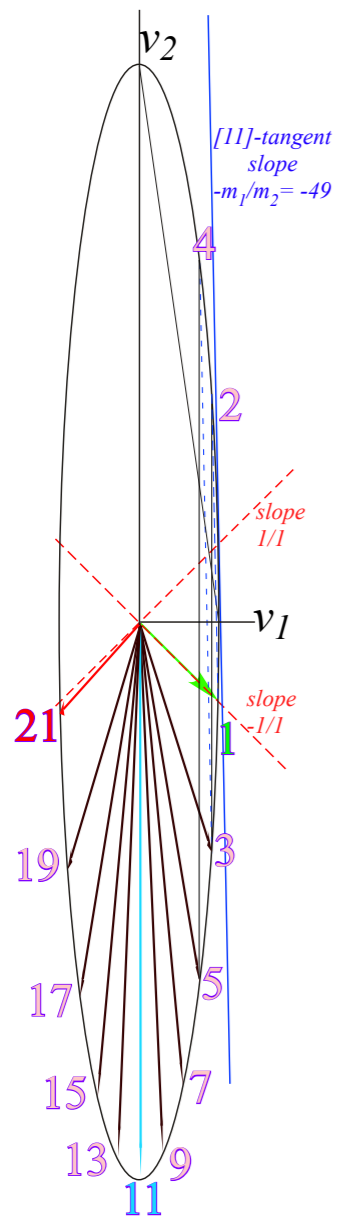
*Introducing hexagonal symmetry  $D_6 \sim C_{6v}$  (Resulting for  $m_1/m_2=3$ )*

*Group multiplication and product table*

*Classical collision paths with  $D_6 \sim C_{6v}$  (Resulting from  $m_1/m_2=3$ )*

# Ellipse rescaling geometry and reflection symmetry analysis

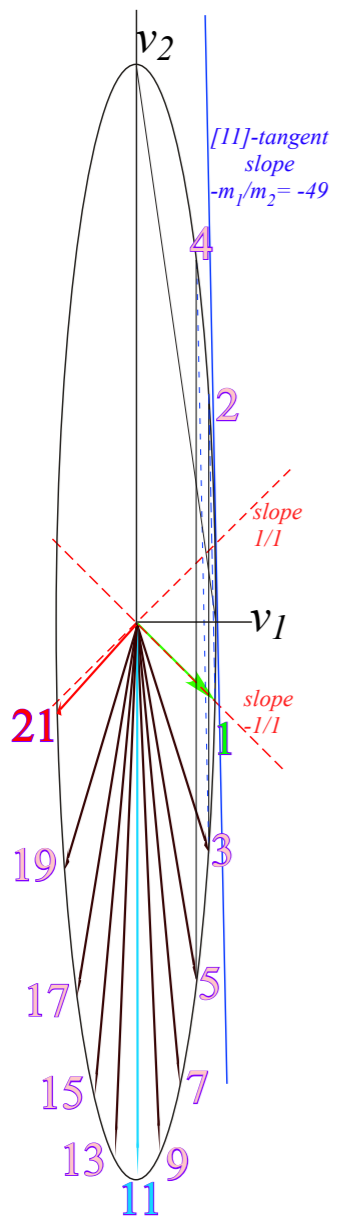
Convert to rescaled velocity:  $V_1 = v_1 \cdot \sqrt{m_1}$  ,  $V_2 = v_2 \cdot \sqrt{m_2}$  , symmetrize:  $KE = \frac{1}{2} m_1 v_1^2 + \frac{1}{2} m_2 v_2^2 = \frac{1}{2} V_1^2 + \frac{1}{2} V_2^2$



# Ellipse rescaling geometry and reflection symmetry analysis

Convert to rescaled velocity:  $V_1 = v_1 \cdot \sqrt{m_1}$  ,  $V_2 = v_2 \cdot \sqrt{m_2}$  , symmetrize:  $KE = \frac{1}{2} m_1 v_1^2 + \frac{1}{2} m_2 v_2^2 = \frac{1}{2} V_1^2 + \frac{1}{2} V_2^2$

$$\begin{pmatrix} v_1^{FIN_1} \\ v_2^{FIN_1} \end{pmatrix} = \frac{1}{M} \begin{pmatrix} m_1 - m_2 & 2m_2 \\ 2m_1 & m_2 - m_1 \end{pmatrix} \begin{pmatrix} v_1 \\ v_2 \end{pmatrix} \quad \text{becomes:} \quad \begin{pmatrix} V_1^{FIN_1} / \sqrt{m_1} \\ V_2^{FIN_1} / \sqrt{m_2} \end{pmatrix} = \frac{1}{M} \begin{pmatrix} m_1 - m_2 & 2m_2 \\ 2m_1 & m_2 - m_1 \end{pmatrix} \begin{pmatrix} V_1 / \sqrt{m_1} \\ V_2 / \sqrt{m_2} \end{pmatrix}$$

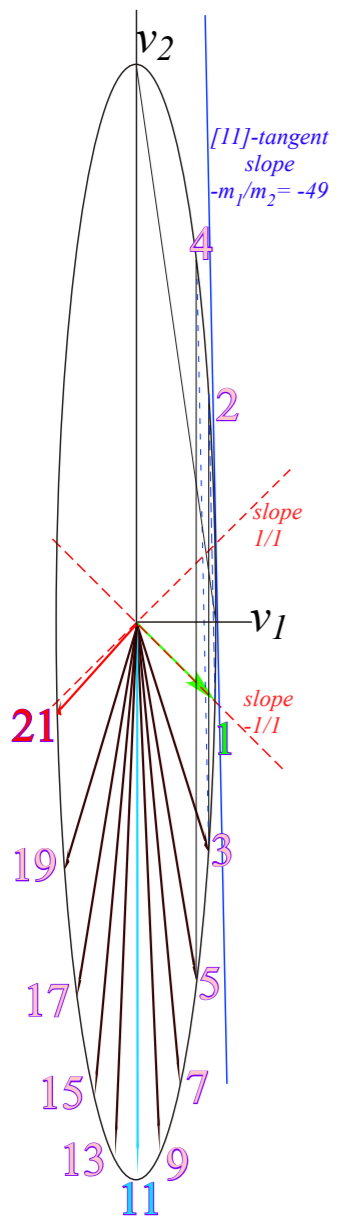


# Ellipse rescaling geometry and reflection symmetry analysis

Convert to rescaled velocity:  $V_1 = v_1 \cdot \sqrt{m_1}$ ,  $V_2 = v_2 \cdot \sqrt{m_2}$ , symmetrize:  $KE = \frac{1}{2} m_1 v_1^2 + \frac{1}{2} m_2 v_2^2 = \frac{1}{2} V_1^2 + \frac{1}{2} V_2^2$

$$\begin{pmatrix} v_1^{FIN1} \\ v_2^{FIN1} \end{pmatrix} = \frac{I}{M} \begin{pmatrix} m_1 - m_2 & 2m_2 \\ 2m_1 & m_2 - m_1 \end{pmatrix} \begin{pmatrix} v_1 \\ v_2 \end{pmatrix} \quad \text{becomes:} \quad \begin{pmatrix} V_1^{FIN1} / \sqrt{m_1} \\ V_2^{FIN1} / \sqrt{m_2} \end{pmatrix} = \frac{I}{M} \begin{pmatrix} m_1 - m_2 & 2m_2 \\ 2m_1 & m_2 - m_1 \end{pmatrix} \begin{pmatrix} V_1 / \sqrt{m_1} \\ V_2 / \sqrt{m_2} \end{pmatrix}$$

$$\text{or:} \quad \begin{pmatrix} V_1^{FIN1} \\ V_2^{FIN1} \end{pmatrix} = \frac{I}{M} \begin{pmatrix} m_1 - m_2 & 2\sqrt{m_1 m_2} \\ 2\sqrt{m_1 m_2} & m_2 - m_1 \end{pmatrix} \begin{pmatrix} V_1 \\ V_2 \end{pmatrix} = \mathbf{M} \cdot \vec{V}, \quad \text{or:} \quad \begin{pmatrix} V_1^{FIN2} \\ V_2^{FIN2} \end{pmatrix} = \frac{I}{M} \begin{pmatrix} m_1 - m_2 & 2\sqrt{m_1 m_2} \\ -2\sqrt{m_1 m_2} & m_1 - m_2 \end{pmatrix} \begin{pmatrix} V_1 \\ V_2 \end{pmatrix} = \mathbf{C} \cdot \mathbf{M} \cdot \vec{V}$$



# Ellipse rescaling geometry and reflection symmetry analysis

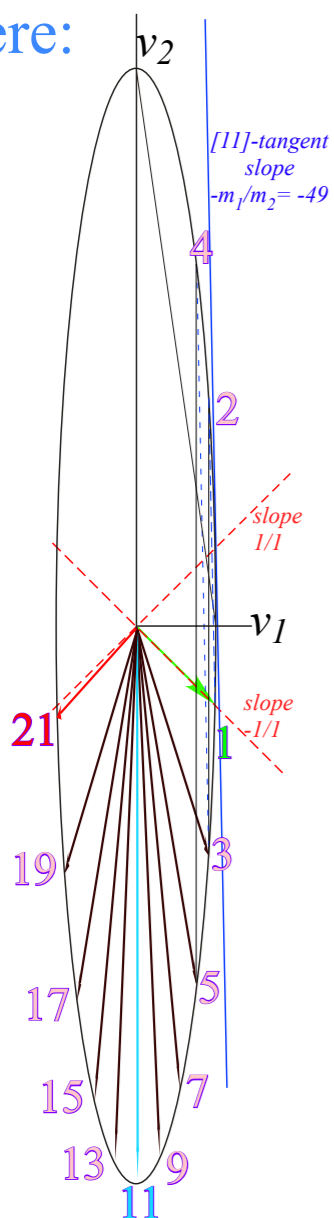
Convert to rescaled velocity:  $V_1 = v_1 \cdot \sqrt{m_1}$ ,  $V_2 = v_2 \cdot \sqrt{m_2}$ , symmetrize:  $KE = \frac{1}{2} m_1 v_1^2 + \frac{1}{2} m_2 v_2^2 = \frac{1}{2} V_1^2 + \frac{1}{2} V_2^2$

$$\begin{pmatrix} v_1^{FIN1} \\ v_2^{FIN1} \end{pmatrix} = \frac{1}{M} \begin{pmatrix} m_1 - m_2 & 2m_2 \\ 2m_1 & m_2 - m_1 \end{pmatrix} \begin{pmatrix} v_1 \\ v_2 \end{pmatrix} \quad \text{becomes:} \quad \begin{pmatrix} V_1^{FIN1} / \sqrt{m_1} \\ V_2^{FIN1} / \sqrt{m_2} \end{pmatrix} = \frac{1}{M} \begin{pmatrix} m_1 - m_2 & 2m_2 \\ 2m_1 & m_2 - m_1 \end{pmatrix} \begin{pmatrix} V_1 / \sqrt{m_1} \\ V_2 / \sqrt{m_2} \end{pmatrix}$$

$$\text{or: } \begin{pmatrix} V_1^{FIN1} \\ V_2^{FIN1} \end{pmatrix} = \frac{1}{M} \begin{pmatrix} m_1 - m_2 & 2\sqrt{m_1 m_2} \\ 2\sqrt{m_1 m_2} & m_2 - m_1 \end{pmatrix} \begin{pmatrix} V_1 \\ V_2 \end{pmatrix} = \mathbf{M} \cdot \vec{V}, \quad \text{or: } \begin{pmatrix} V_1^{FIN2} \\ V_2^{FIN2} \end{pmatrix} = \frac{1}{M} \begin{pmatrix} m_1 - m_2 & 2\sqrt{m_1 m_2} \\ -2\sqrt{m_1 m_2} & m_1 - m_2 \end{pmatrix} \begin{pmatrix} V_1 \\ V_2 \end{pmatrix} = \mathbf{C} \cdot \mathbf{M} \cdot \vec{V}$$

Then collisions become *reflections*  $\begin{pmatrix} \cos\theta & \sin\theta \\ \sin\theta & -\cos\theta \end{pmatrix}$  and double-collisions become *rotations*  $\begin{pmatrix} \cos\theta & \sin\theta \\ -\sin\theta & \cos\theta \end{pmatrix}$

where:  $\cos\theta \equiv \left( \frac{m_1 - m_2}{m_1 + m_2} \right)$  and:  $\sin\theta \equiv \left( \frac{2\sqrt{m_1 m_2}}{m_1 + m_2} \right)$  with:  $\left( \frac{m_1 - m_2}{m_1 + m_2} \right)^2 + \left( \frac{2\sqrt{m_1 m_2}}{m_1 + m_2} \right)^2 = 1$





# Ellipse rescaling geometry and reflection symmetry analysis

Convert to rescaled velocity:  $V_1 = v_1 \cdot \sqrt{m_1}$ ,  $V_2 = v_2 \cdot \sqrt{m_2}$ , symmetrize:  $KE = \frac{1}{2} m_1 v_1^2 + \frac{1}{2} m_2 v_2^2 = \frac{1}{2} V_1^2 + \frac{1}{2} V_2^2$

$$\begin{pmatrix} v_1^{FIN1} \\ v_2^{FIN1} \end{pmatrix} = \frac{1}{M} \begin{pmatrix} m_1 - m_2 & 2m_2 \\ 2m_1 & m_2 - m_1 \end{pmatrix} \begin{pmatrix} v_1 \\ v_2 \end{pmatrix} \quad \text{becomes:} \quad \begin{pmatrix} V_1^{FIN1} / \sqrt{m_1} \\ V_2^{FIN1} / \sqrt{m_2} \end{pmatrix} = \frac{1}{M} \begin{pmatrix} m_1 - m_2 & 2m_2 \\ 2m_1 & m_2 - m_1 \end{pmatrix} \begin{pmatrix} V_1 / \sqrt{m_1} \\ V_2 / \sqrt{m_2} \end{pmatrix}$$

$$\text{or: } \begin{pmatrix} V_1^{FIN1} \\ V_2^{FIN1} \end{pmatrix} = \frac{1}{M} \begin{pmatrix} m_1 - m_2 & 2\sqrt{m_1 m_2} \\ 2\sqrt{m_1 m_2} & m_2 - m_1 \end{pmatrix} \begin{pmatrix} V_1 \\ V_2 \end{pmatrix} = \mathbf{M} \cdot \vec{V}, \quad \text{or: } \begin{pmatrix} V_1^{FIN2} \\ V_2^{FIN2} \end{pmatrix} = \frac{1}{M} \begin{pmatrix} m_1 - m_2 & 2\sqrt{m_1 m_2} \\ -2\sqrt{m_1 m_2} & m_1 - m_2 \end{pmatrix} \begin{pmatrix} V_1 \\ V_2 \end{pmatrix} = \mathbf{C} \cdot \mathbf{M} \cdot \vec{V}$$

Then collisions become *reflections*  $\begin{pmatrix} \cos\theta & \sin\theta \\ \sin\theta & -\cos\theta \end{pmatrix}$  and double-collisions become *rotations*  $\begin{pmatrix} \cos\theta & \sin\theta \\ -\sin\theta & \cos\theta \end{pmatrix}$

where:  $\cos\theta \equiv \frac{m_1 - m_2}{m_1 + m_2}$  and:  $\sin\theta \equiv \frac{2\sqrt{m_1 m_2}}{m_1 + m_2}$  with:  $\left(\frac{m_1 - m_2}{m_1 + m_2}\right)^2 + \left(\frac{2\sqrt{m_1 m_2}}{m_1 + m_2}\right)^2 = 1$

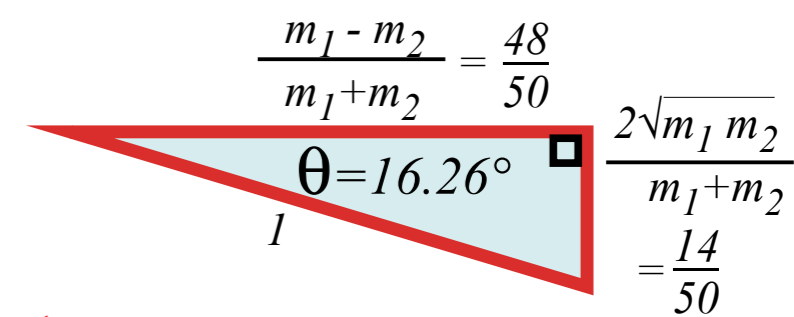
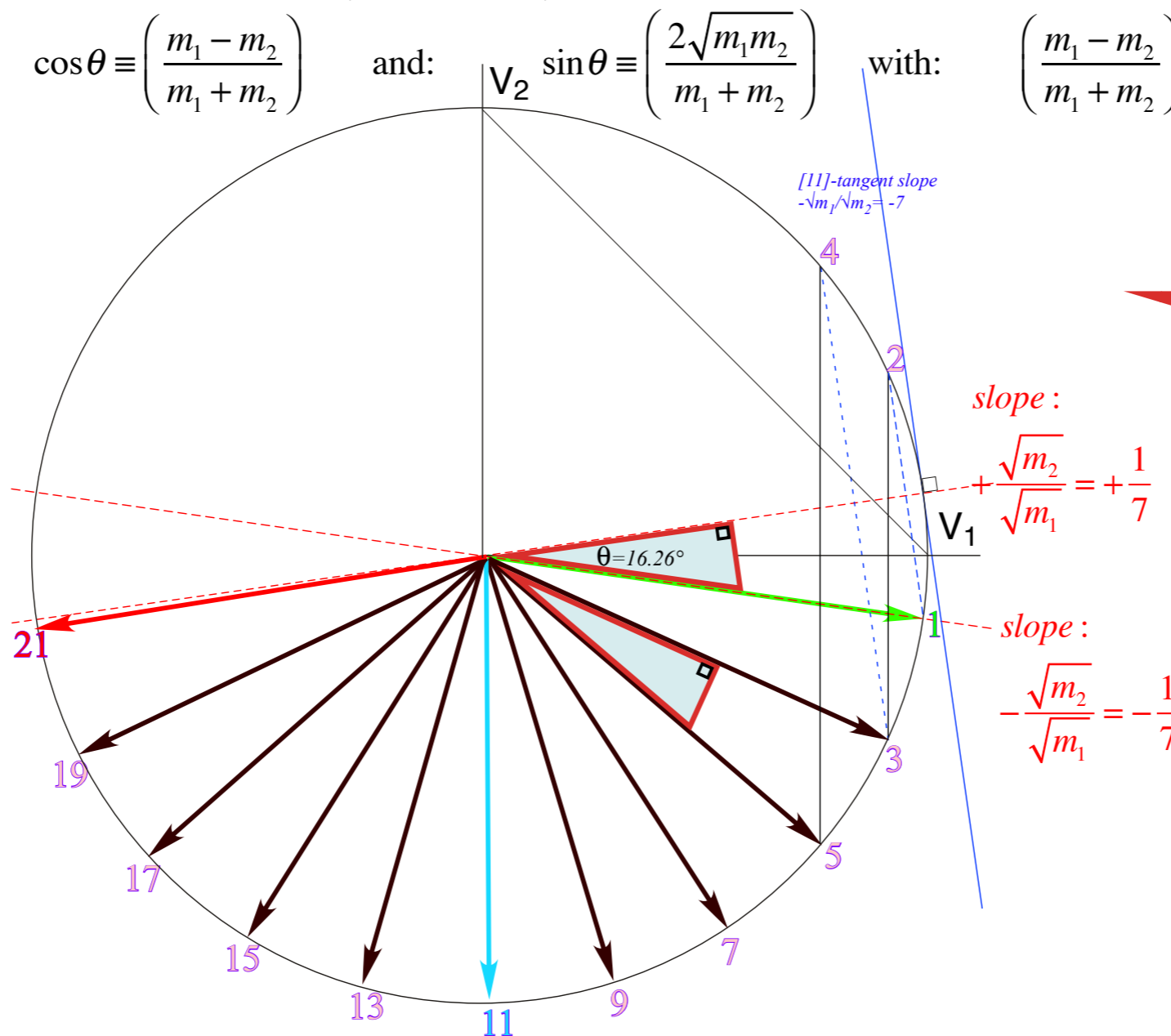
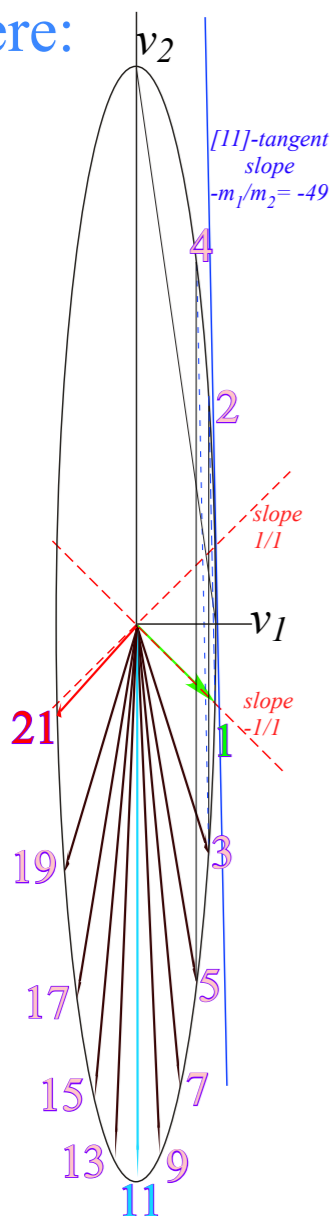


Fig. 5.2a-c  
(revised)

# Ellipse rescaling geometry and reflection symmetry analysis

Convert to rescaled velocity:  $V_1 = v_1 \cdot \sqrt{m_1}$ ,  $V_2 = v_2 \cdot \sqrt{m_2}$ , symmetrize:  $KE = \frac{1}{2} m_1 v_1^2 + \frac{1}{2} m_2 v_2^2 = \frac{1}{2} V_1^2 + \frac{1}{2} V_2^2$

$$\begin{pmatrix} v_1^{FIN1} \\ v_2^{FIN1} \end{pmatrix} = \frac{1}{M} \begin{pmatrix} m_1 - m_2 & 2m_2 \\ 2m_1 & m_2 - m_1 \end{pmatrix} \begin{pmatrix} v_1 \\ v_2 \end{pmatrix} \quad \text{becomes:} \quad \begin{pmatrix} V_1^{FIN1} / \sqrt{m_1} \\ V_2^{FIN1} / \sqrt{m_2} \end{pmatrix} = \frac{1}{M} \begin{pmatrix} m_1 - m_2 & 2m_2 \\ 2m_1 & m_2 - m_1 \end{pmatrix} \begin{pmatrix} V_1 / \sqrt{m_1} \\ V_2 / \sqrt{m_2} \end{pmatrix}$$

$$\text{or: } \begin{pmatrix} V_1^{FIN1} \\ V_2^{FIN1} \end{pmatrix} = \frac{1}{M} \begin{pmatrix} m_1 - m_2 & 2\sqrt{m_1 m_2} \\ 2\sqrt{m_1 m_2} & m_2 - m_1 \end{pmatrix} \begin{pmatrix} V_1 \\ V_2 \end{pmatrix} = \mathbf{M} \cdot \vec{V}, \quad \text{or: } \begin{pmatrix} V_1^{FIN2} \\ V_2^{FIN2} \end{pmatrix} = \frac{1}{M} \begin{pmatrix} m_1 - m_2 & 2\sqrt{m_1 m_2} \\ -2\sqrt{m_1 m_2} & m_1 - m_2 \end{pmatrix} \begin{pmatrix} V_1 \\ V_2 \end{pmatrix} = \mathbf{C} \cdot \mathbf{M} \cdot \vec{V}$$

Then collisions become *reflections*  $\begin{pmatrix} \cos\theta & \sin\theta \\ \sin\theta & -\cos\theta \end{pmatrix}$  and double-collisions become *rotations*  $\begin{pmatrix} \cos\theta & \sin\theta \\ -\sin\theta & \cos\theta \end{pmatrix}$

where:  $\cos\theta \equiv \frac{m_1 - m_2}{m_1 + m_2}$  and:  $\sin\theta \equiv \frac{2\sqrt{m_1 m_2}}{m_1 + m_2}$  with:  $\left(\frac{m_1 - m_2}{m_1 + m_2}\right)^2 + \left(\frac{2\sqrt{m_1 m_2}}{m_1 + m_2}\right)^2 = 1$

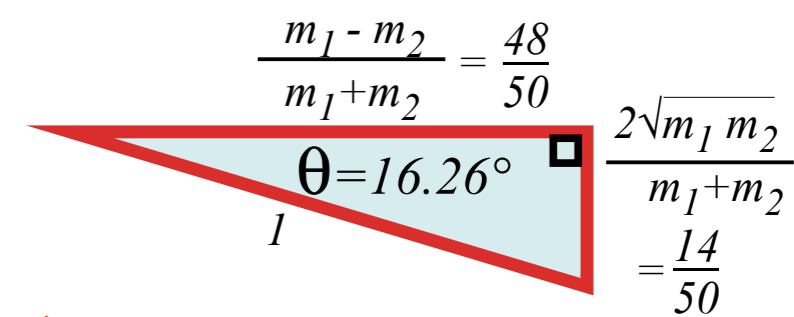
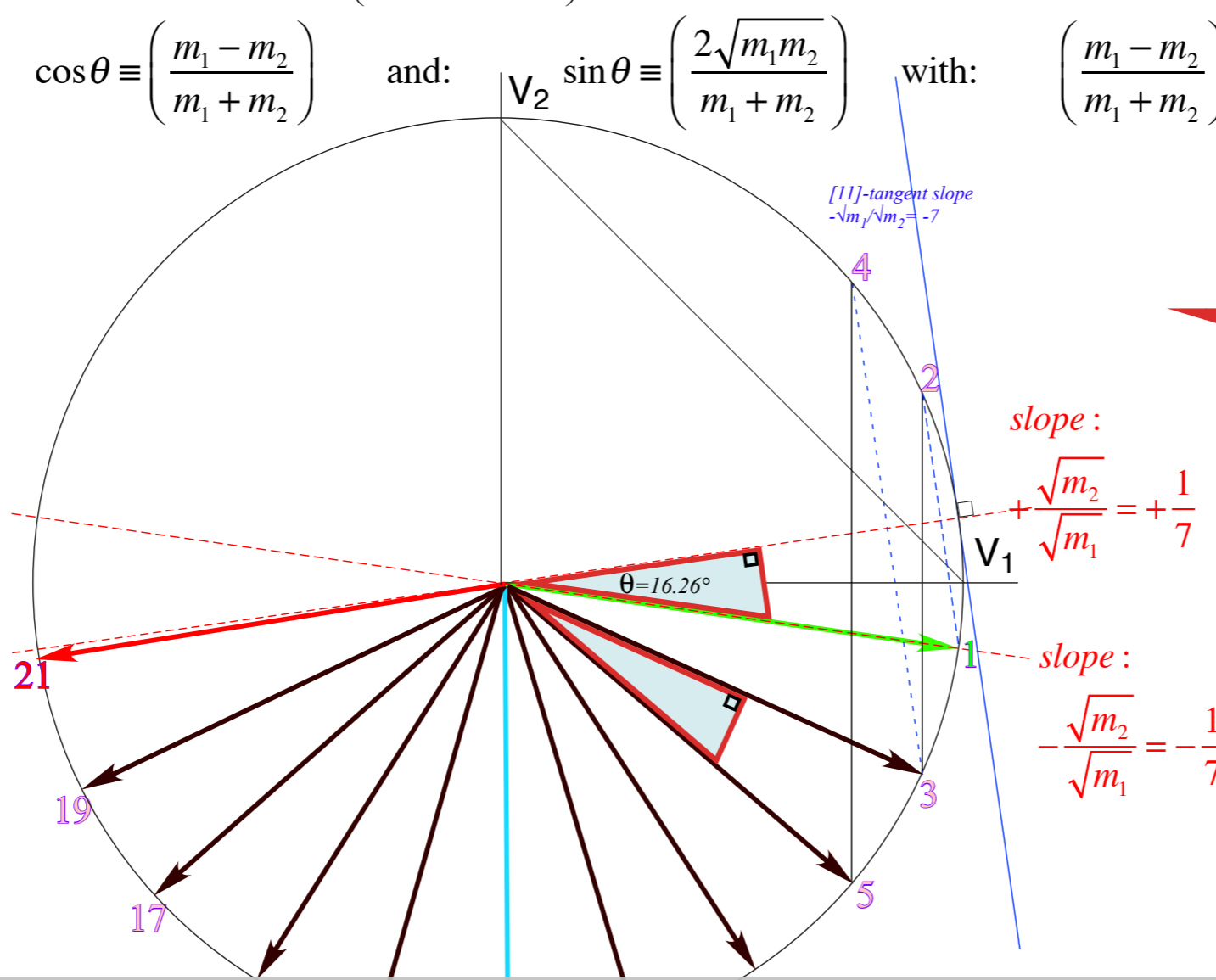
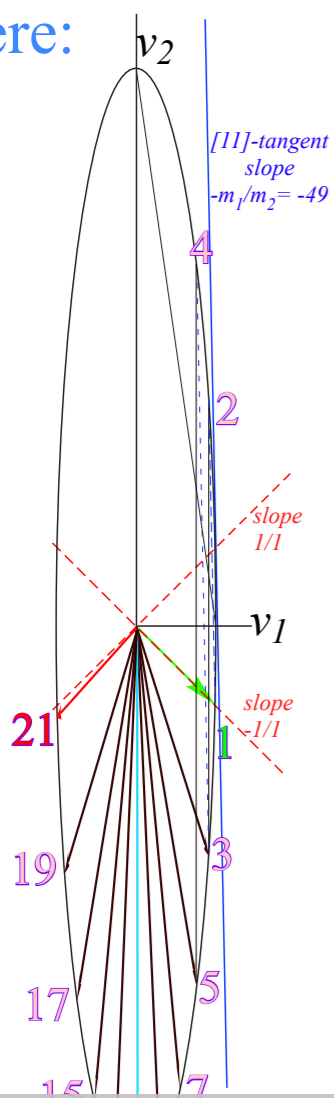


Fig. 5.2a-c  
(revised)

Note: If  $m_1 \cdot m_2$  is perfect-square, then  $\theta$ -triangle is rational ( $3^2 + 4^2 = 5^2$ , etc.)

# Ellipse rescaling geometry and reflection symmetry analysis

Convert to rescaled velocity:  $V_1 = v_1 \cdot \sqrt{m_1}$ ,  $V_2 = v_2 \cdot \sqrt{m_2}$ , symmetrize:  $KE = \frac{1}{2} m_1 v_1^2 + \frac{1}{2} m_2 v_2^2 = \frac{1}{2} V_1^2 + \frac{1}{2} V_2^2$

Then collisions become *reflections*  $\begin{pmatrix} \cos\theta & \sin\theta \\ \sin\theta & -\cos\theta \end{pmatrix}$  and double-collisions become *rotations*

where:  $\cos\theta \equiv \left( \frac{m_1 - m_2}{m_1 + m_2} \right)$  and:  $\sin\theta \equiv \left( \frac{2\sqrt{m_1 m_2}}{m_1 + m_2} \right)$  with:  $\left( \frac{m_1 - m_2}{m_1 + m_2} \right)^2 + \left( \frac{2\sqrt{m_1 m_2}}{m_1 + m_2} \right)^2 = 1$

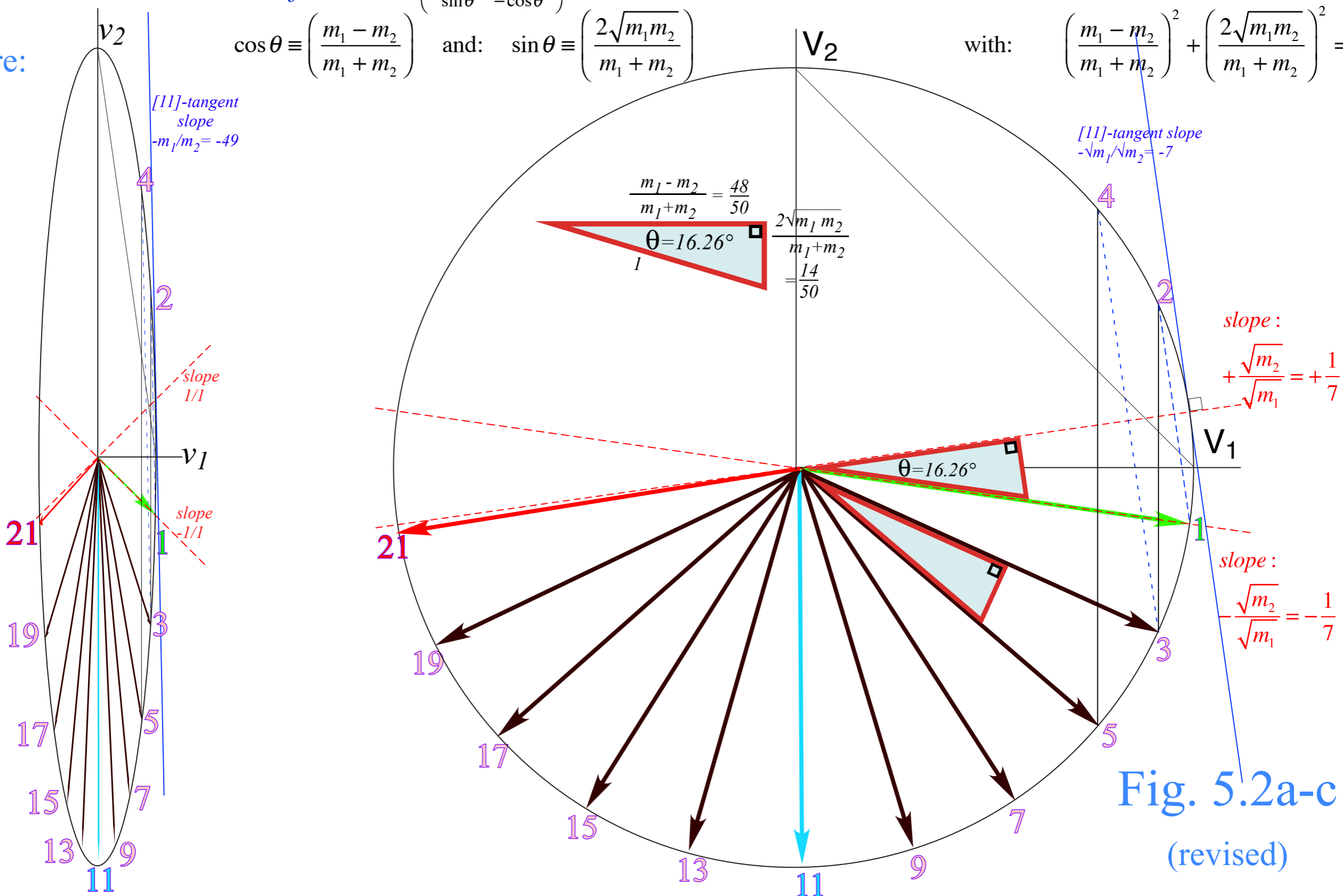


Fig. 5.2a-c  
(revised)

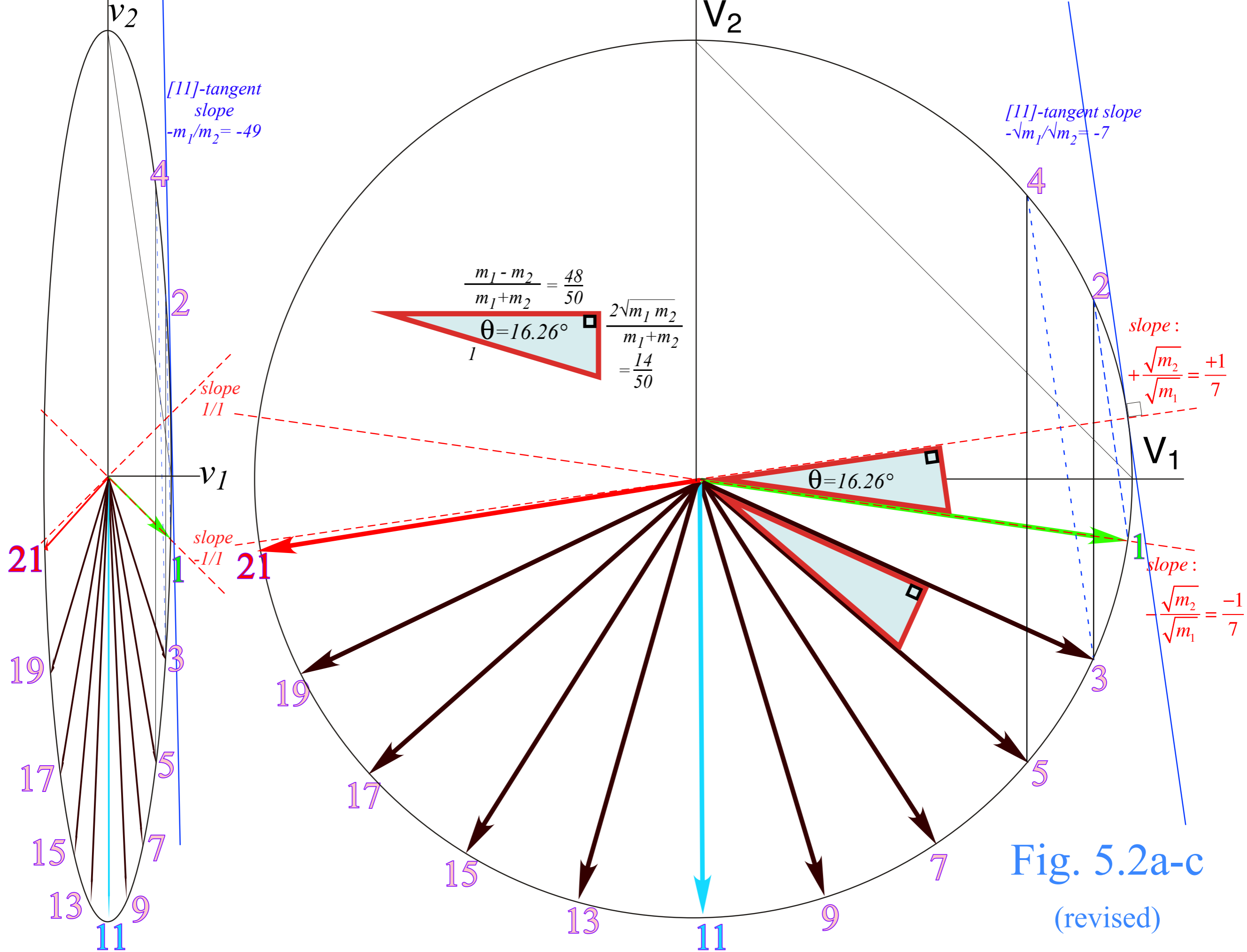


Fig. 5.2a-c  
(revised)

# *Ellipse rescaling-geometry and reflection-symmetry analysis*

*Rescaling KE ellipse to circle*

 *How this relates to Lagrangian, l'Etrangian, and Hamiltonian mechanics in Ch. 12*

*Reflections in the clothing store: "It's all done with mirrors!"*

*Introducing hexagonal symmetry  $D_6 \sim C_{6v}$  (Resulting for  $m_1/m_2=3$ )*

*Group multiplication and product table*

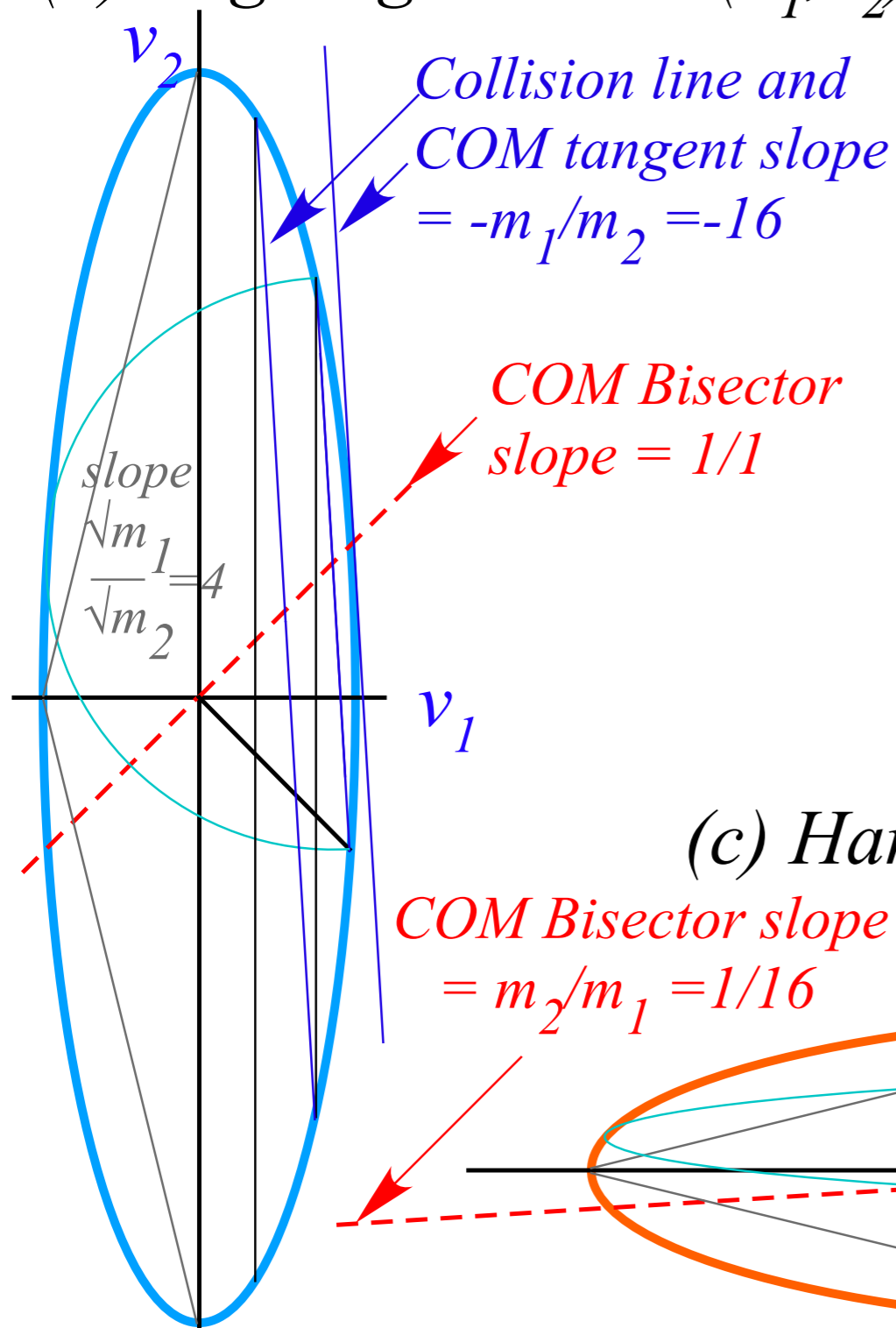
*Classical collision paths with  $D_6 \sim C_{6v}$  (Resulting from  $m_1/m_2=3$ )*

# What ellipse rescaling leads to... (in Ch. 9-12)

How this relates to *Lagrangian*,

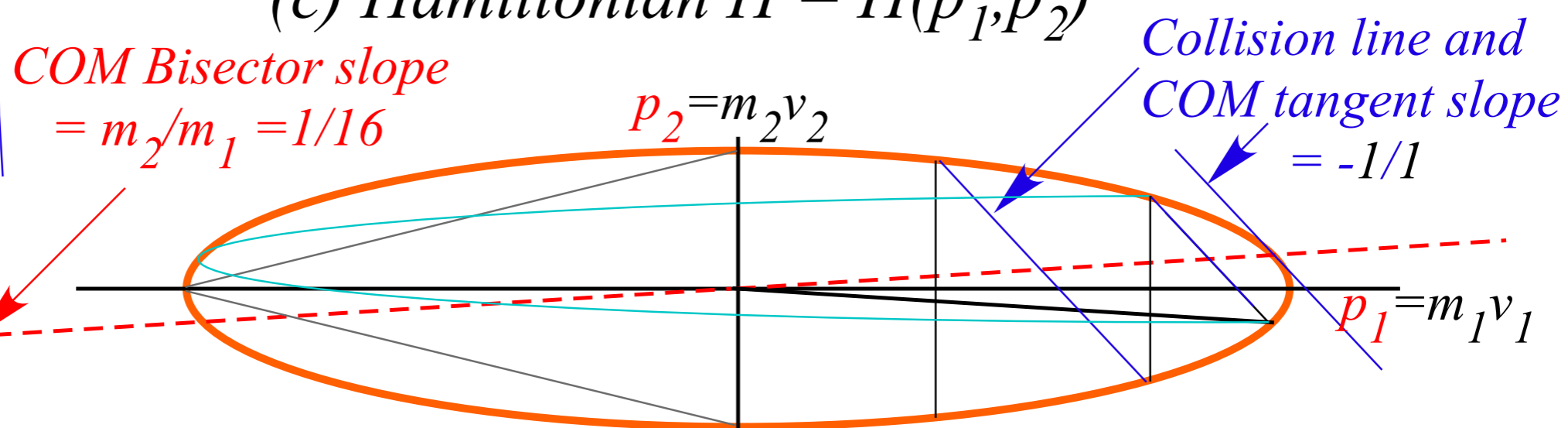
and *Hamiltonian* mechanics in Ch. 12

(a) Lagrangian  $L = L(v_1, v_2)$



velocity  $v_1$  rescaled to *momentum*:  $p_1 = m_1 v_1$   
 velocity  $v_2$  rescaled to *momentum*:  $p_2 = m_2 v_2$

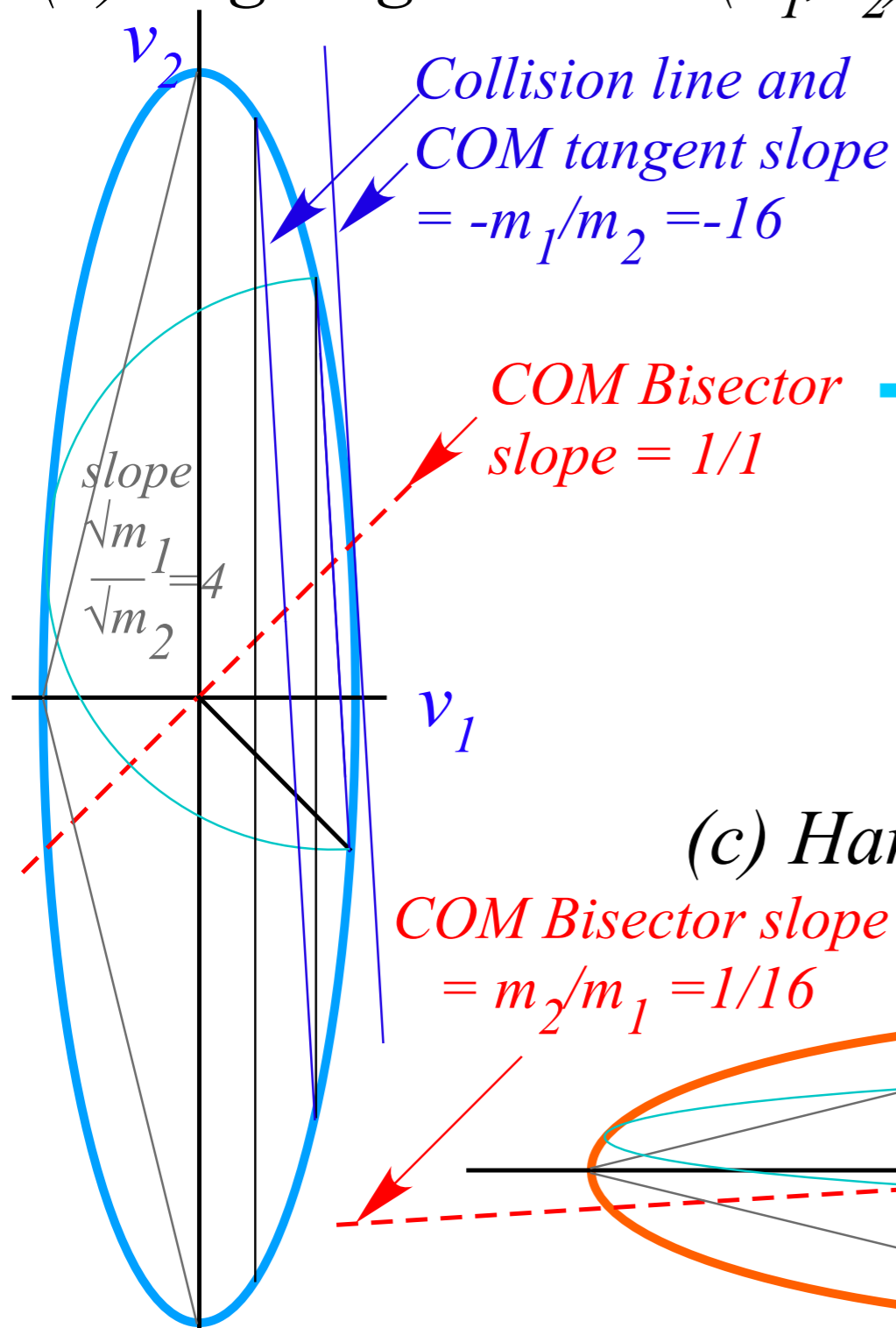
(c) Hamiltonian  $H = H(p_1, p_2)$



# What ellipse rescaling leads to...(in Ch. 9-12)

How this relates to *Lagrangian*, and *Hamiltonian* mechanics in Ch. 12

(a) Lagrangian  $L = L(v_1, v_2)$

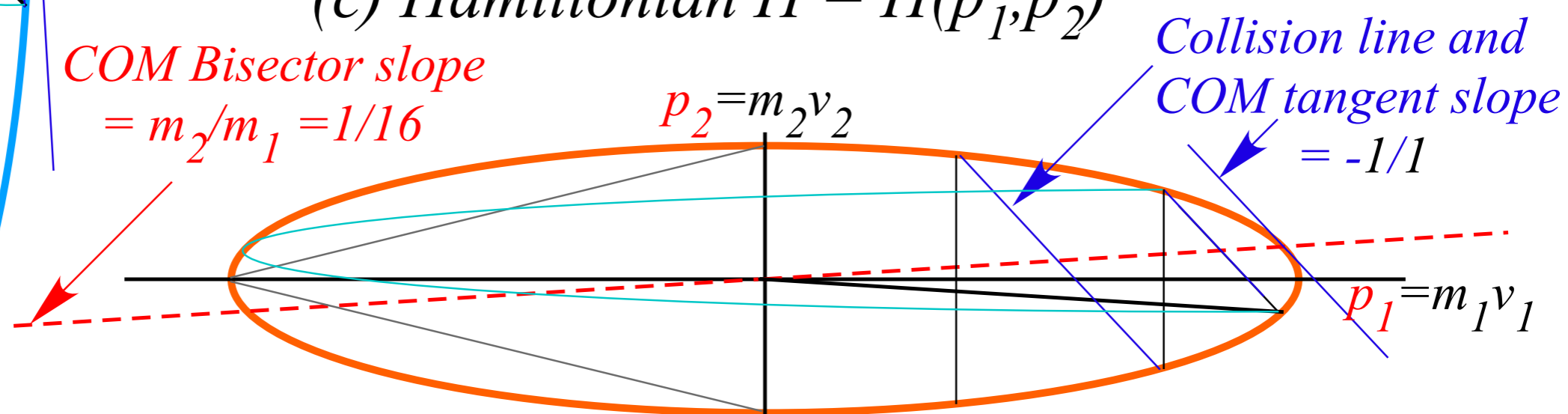


velocity  $v_1$  rescaled to *momentum*:  $p_1 = m_1 v_1$   
 velocity  $v_2$  rescaled to *momentum*:  $p_2 = m_2 v_2$

Lagrangian  $L(v_1, v_2) = KE = \frac{1}{2} m_1 v_1^2 + \frac{1}{2} m_2 v_2^2$   
 rescaled to

Hamiltonian  $H(p_1, p_2) = KE = \frac{p_1^2}{2m_1} + \frac{p_2^2}{2m_2}$

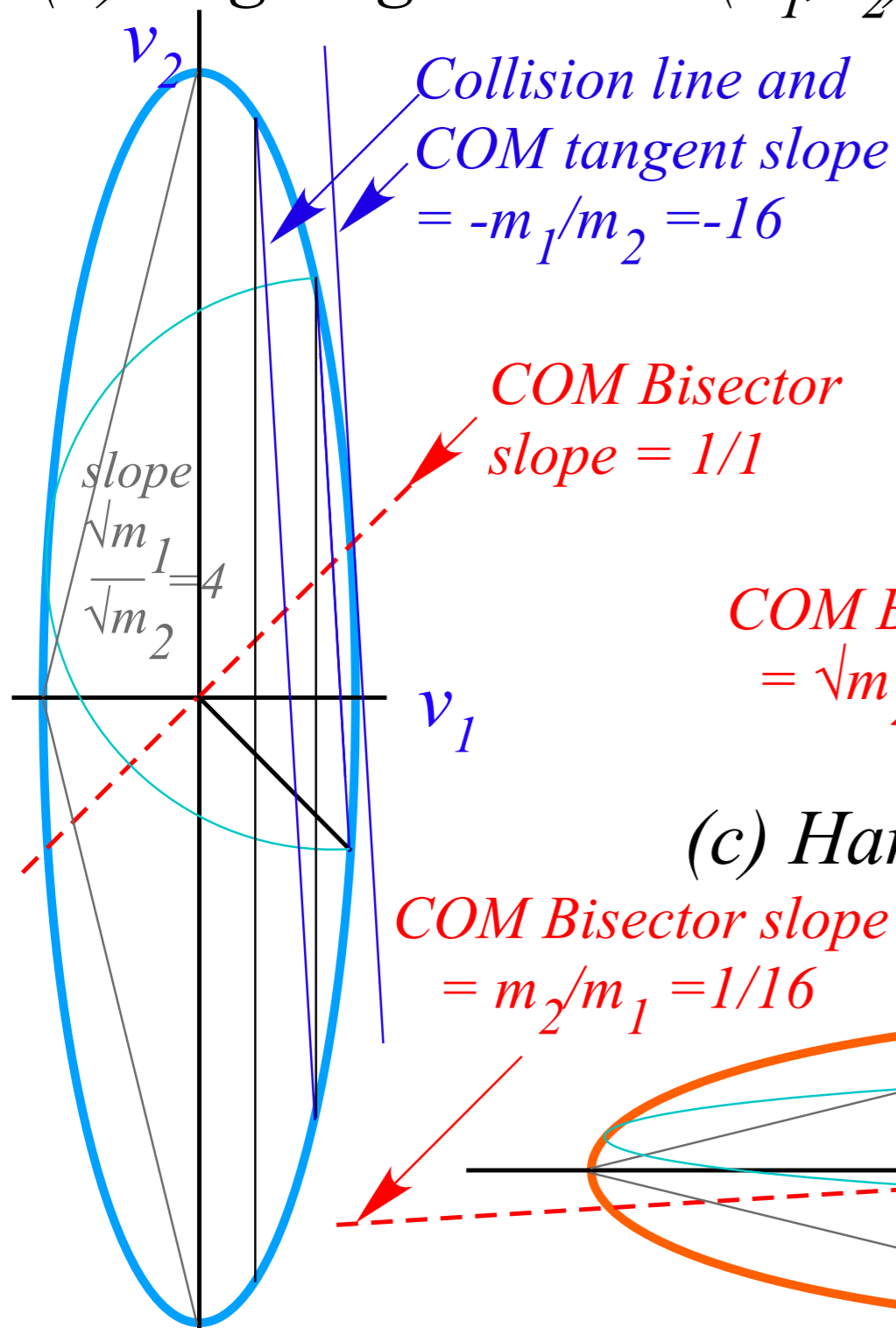
(c) Hamiltonian  $H = H(p_1, p_2)$



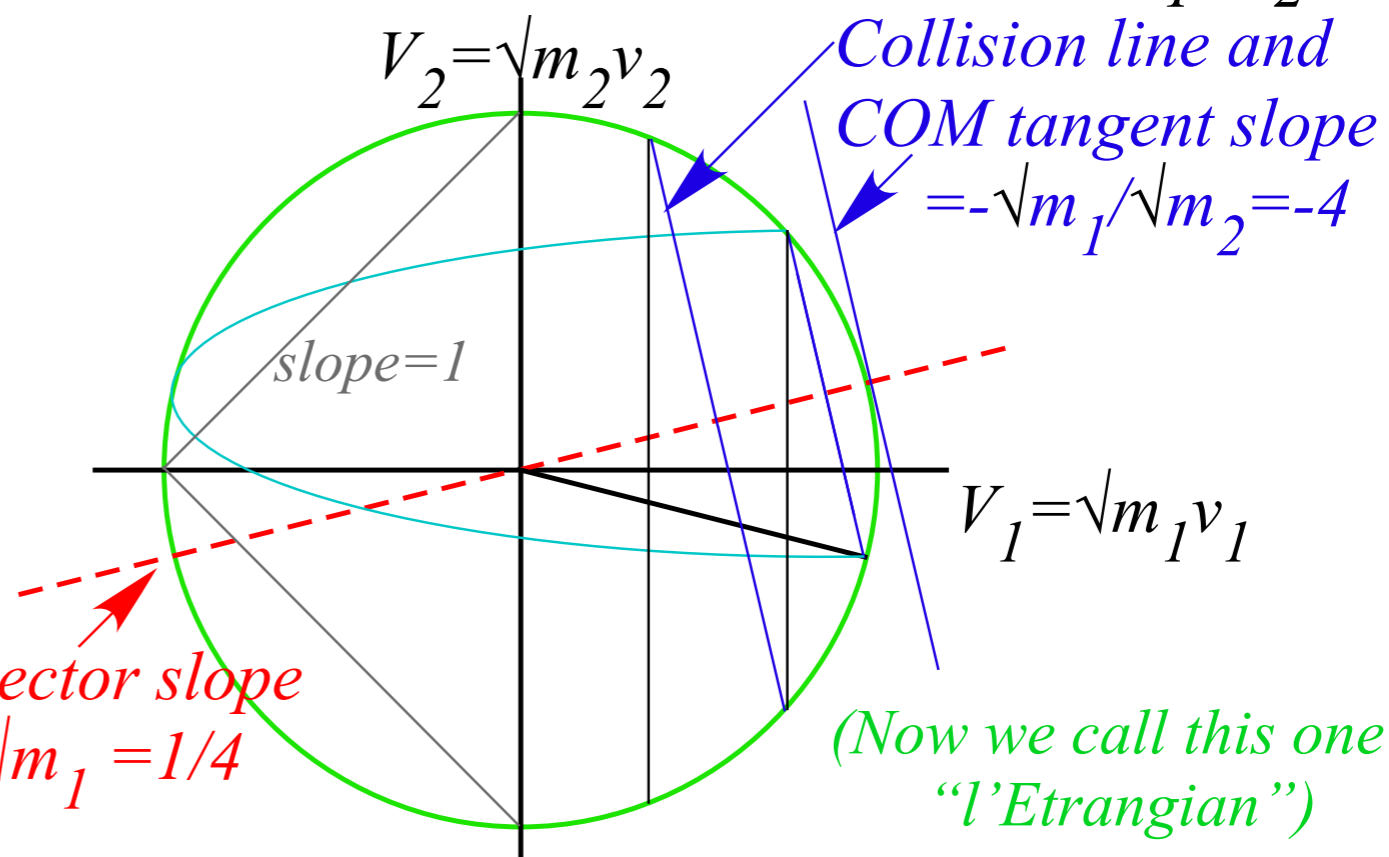
# What ellipse rescaling leads to...(in Ch. 9-12)

How this relates to *Lagrangian*, *l'Etrangian*, and *Hamiltonian* mechanics in Ch. 12

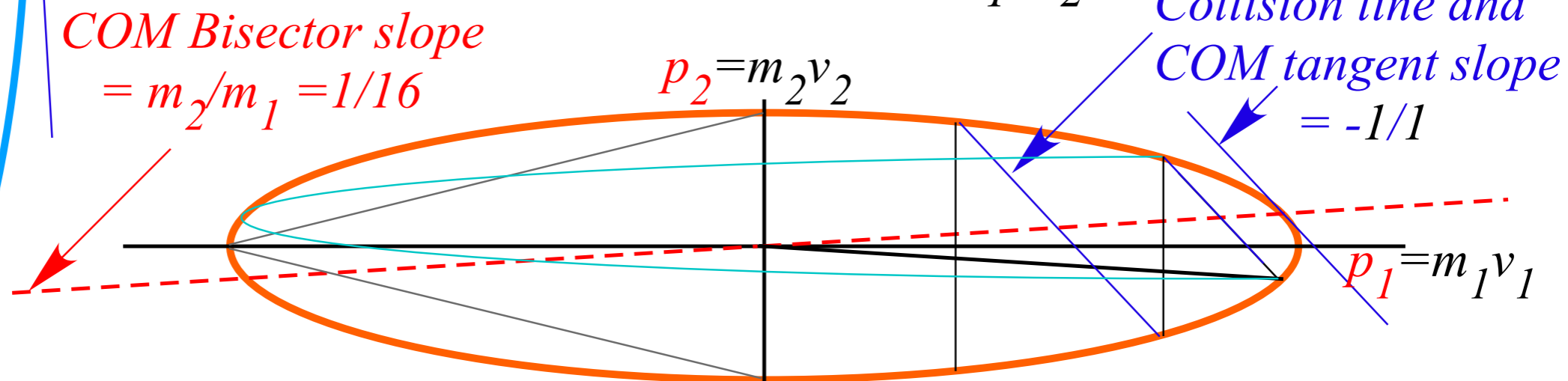
(a) Lagrangian  $L = L(v_1, v_2)$



(b) Estrangian  $E = E(V_1, V_2)$



(c) Hamiltonian  $H = H(p_1, p_2)$





# *Ellipse rescaling-geometry and reflection-symmetry analysis*

*Rescaling KE ellipse to circle*

*How this relates to Lagrangian, l'Etrangian, and Hamiltonian mechanics in Ch. 12*

 *Reflections in the clothing store: "It's all done with mirrors!"*

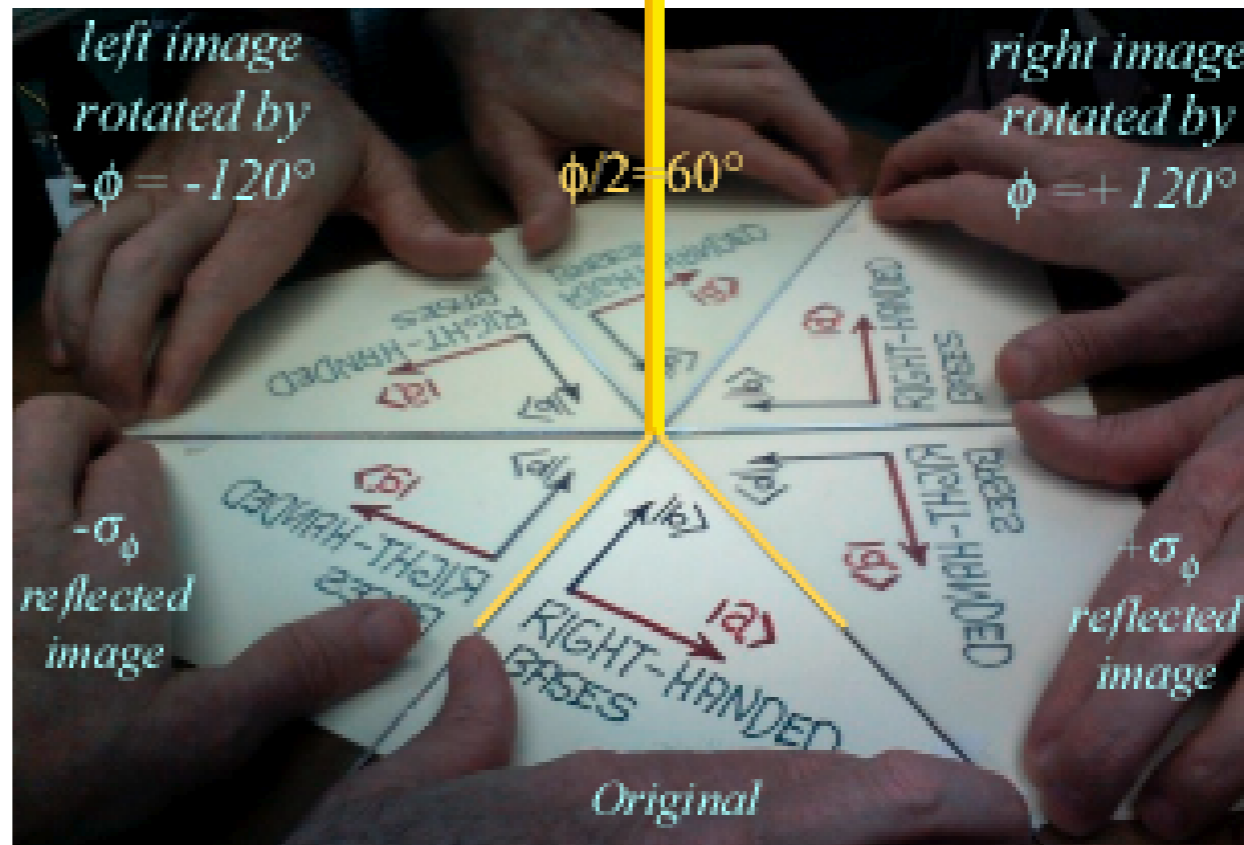
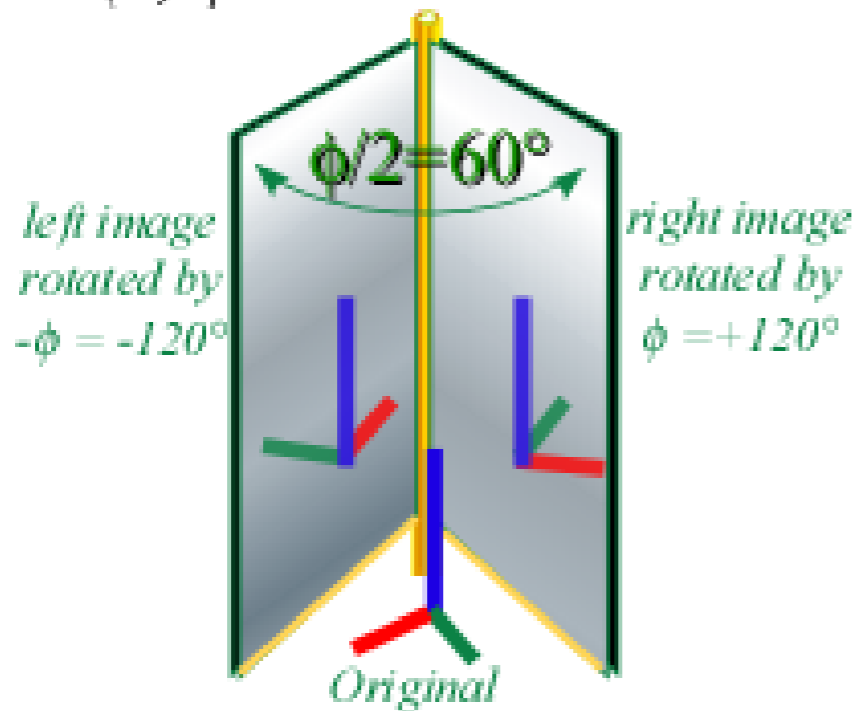
*Introducing hexagonal symmetry  $D_6 \sim C_{6v}$  (Resulting for  $m_1/m_2=3$ )*

*Group multiplication and product table*

*Classical collision paths with  $D_6 \sim C_{6v}$  (Resulting from  $m_1/m_2=3$ )*

# Reflections in clothing store mirrors

(a)  $\phi = \pm 120^\circ$  rotations



(b)  $\phi = \pm 180^\circ$  rotations

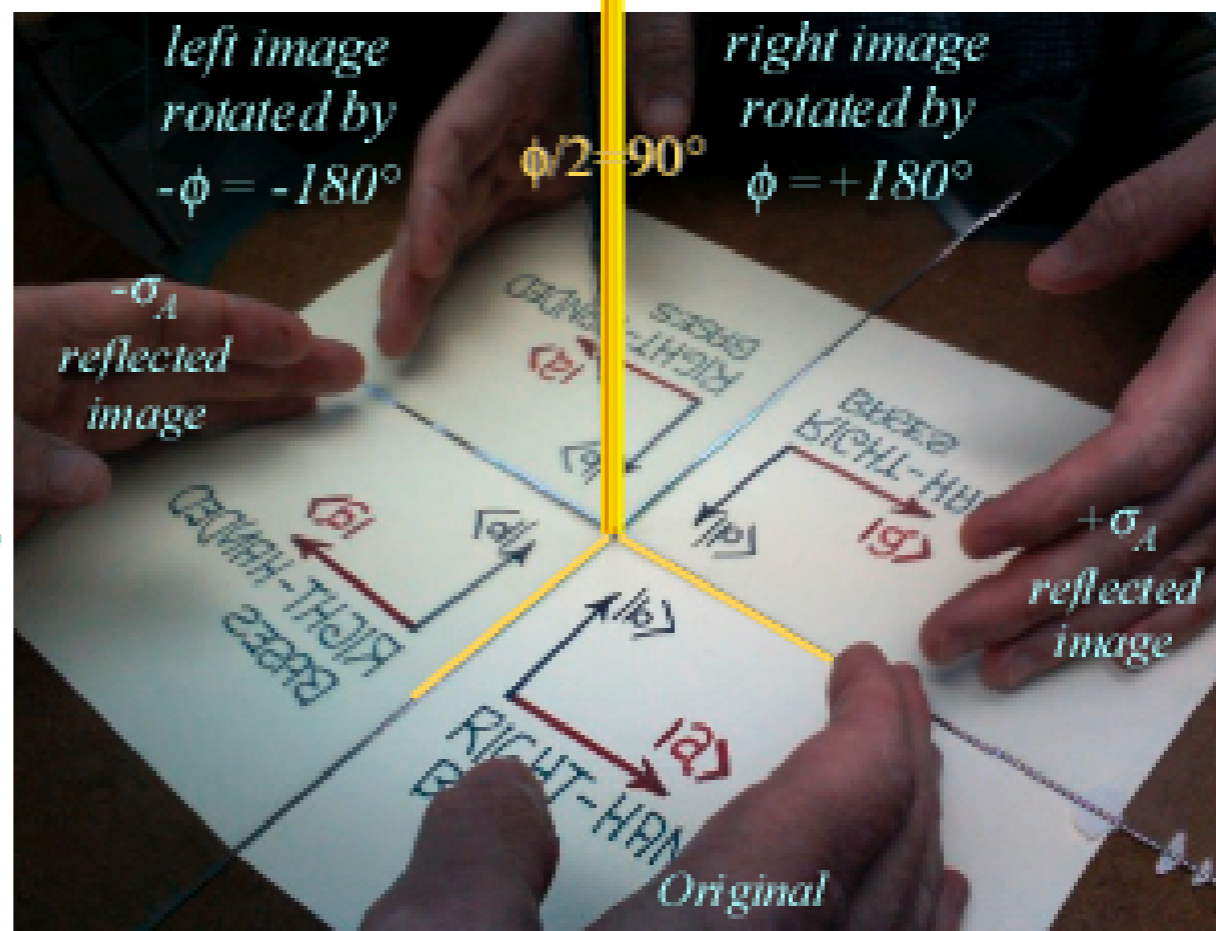
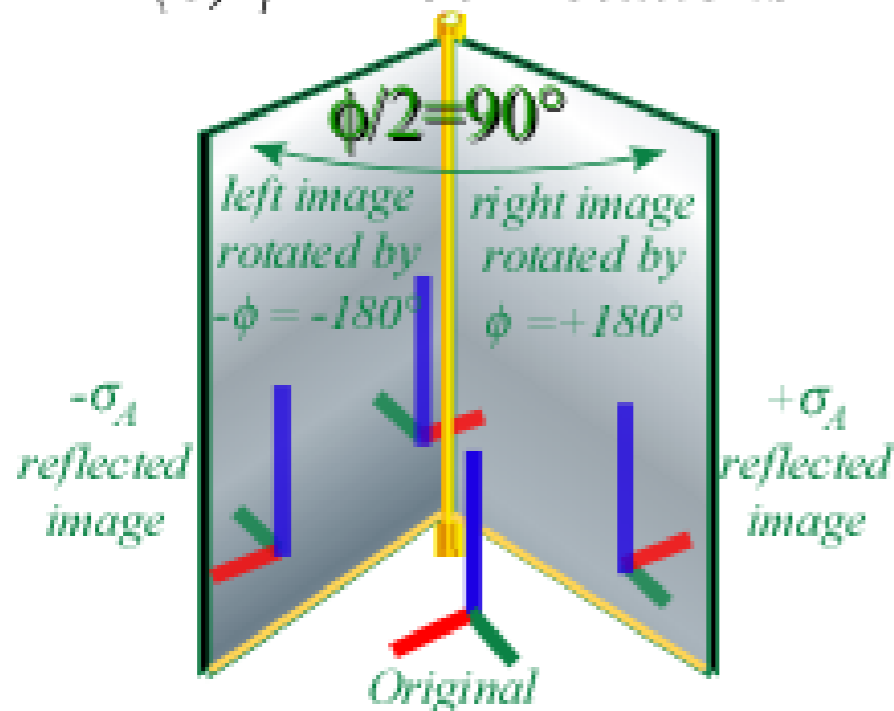
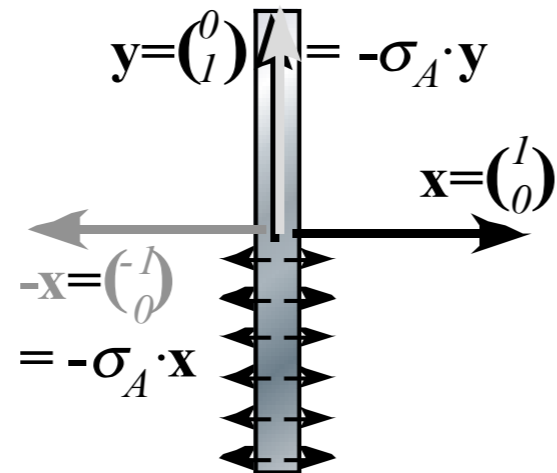
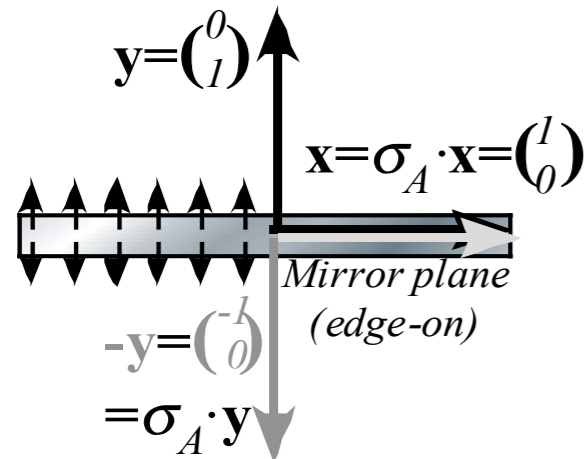


Fig. 5.4a-b

# Symmetry: It's all done with mirrors!

(a) Reflections  $\sigma_A = \begin{pmatrix} 1 & 0 \\ 0 & -1 \end{pmatrix}$ ,  $-\sigma_A = \begin{pmatrix} -1 & 0 \\ 0 & 1 \end{pmatrix}$



(b) Reflections  $\sigma_B = \begin{pmatrix} 0 & 1 \\ 1 & 0 \end{pmatrix}$ ,  $-\sigma_B = \begin{pmatrix} 0 & -1 \\ -1 & 0 \end{pmatrix}$

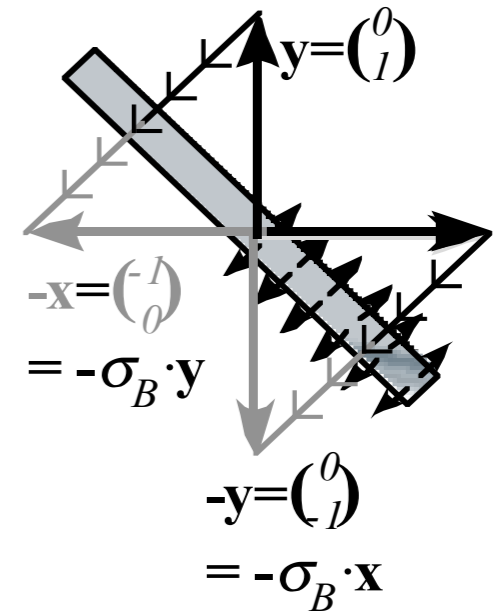
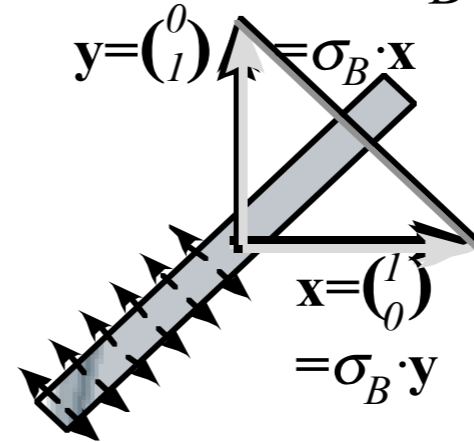
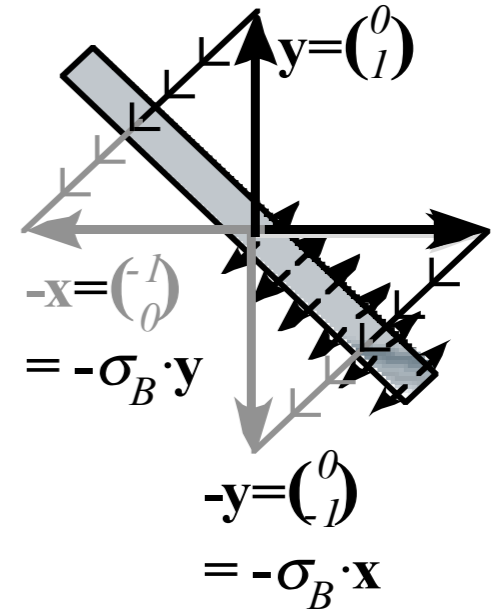
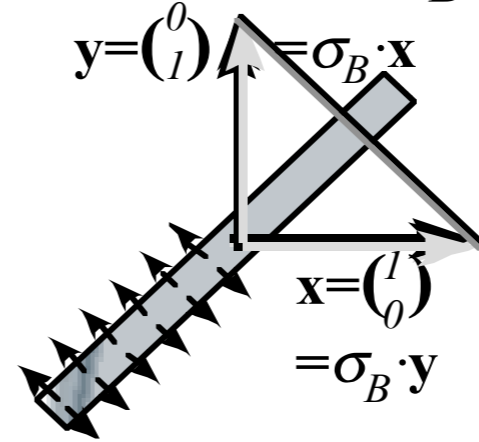
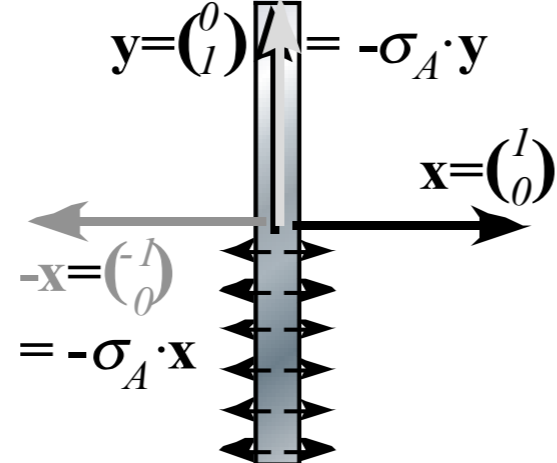
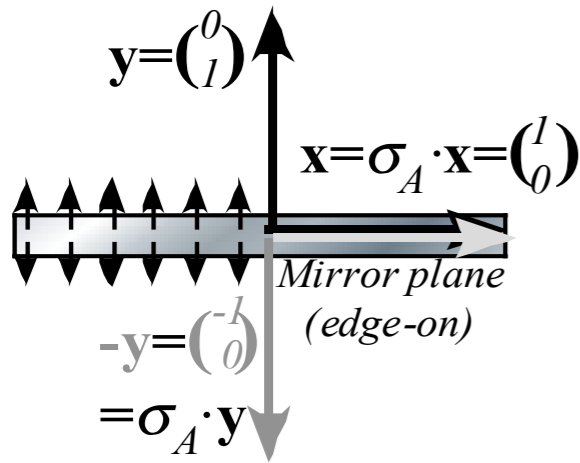


Fig.  
5.3a-e

# Symmetry: It's all done with mirrors!

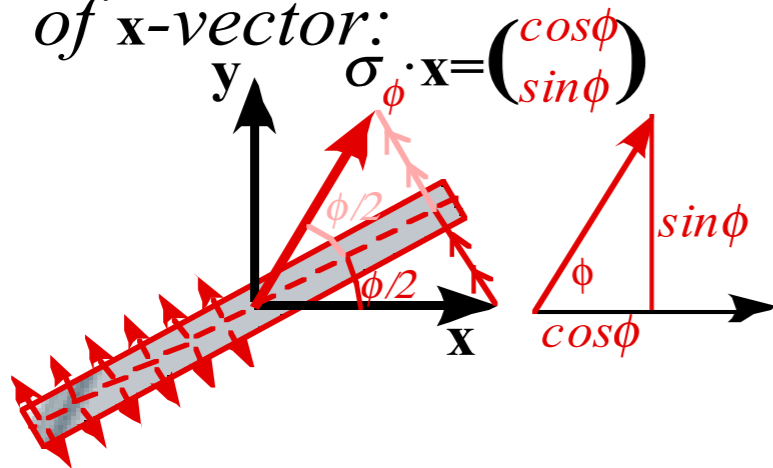
(a) Reflections  $\sigma_A = \begin{pmatrix} 1 & 0 \\ 0 & -1 \end{pmatrix}$ ,  $-\sigma_A = \begin{pmatrix} -1 & 0 \\ 0 & 1 \end{pmatrix}$

(b) Reflections  $\sigma_B = \begin{pmatrix} 0 & 1 \\ 1 & 0 \end{pmatrix}$ ,  $-\sigma_B = \begin{pmatrix} 0 & -1 \\ -1 & 0 \end{pmatrix}$



(c)  $\sigma_\phi$  reflection  $\begin{pmatrix} \cos\phi & \sin\phi \\ \sin\phi & -\cos\phi \end{pmatrix}$

of  $x$ -vector:



...of  $y$ -vector:

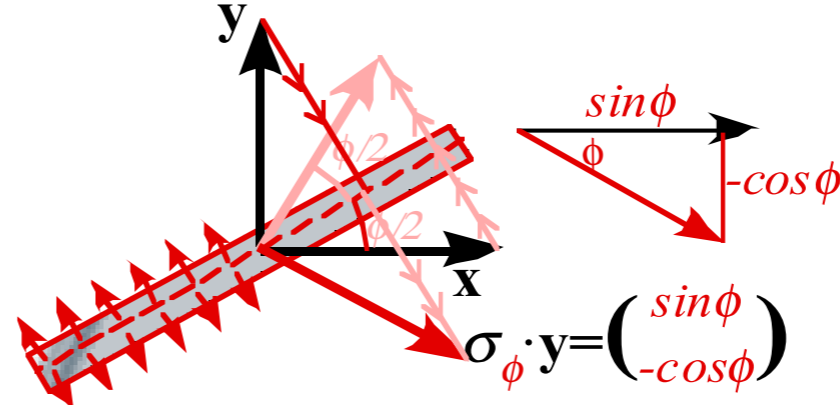
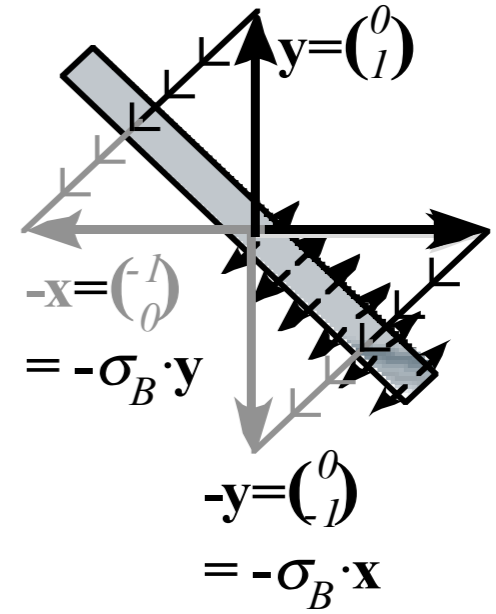
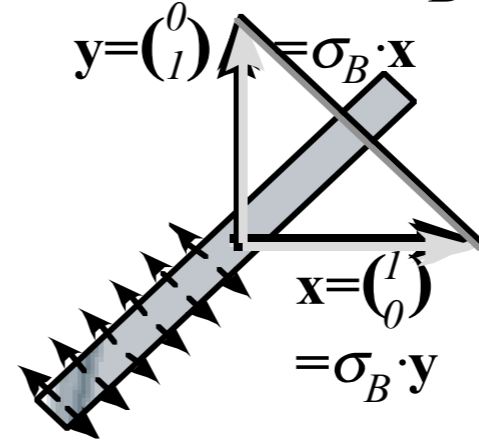
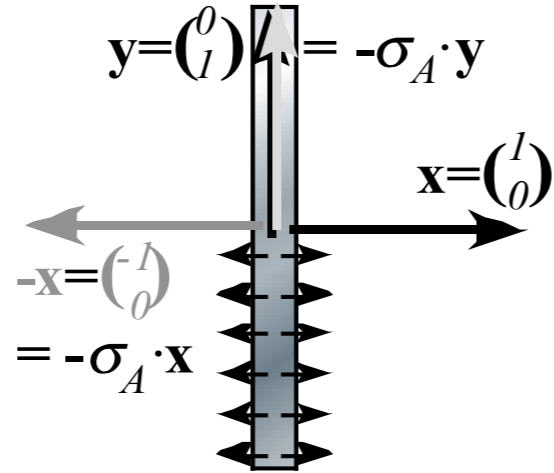
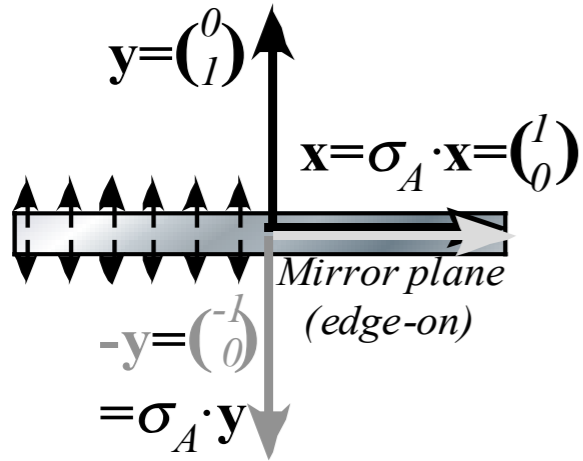


Fig. 5.3a-e

# Symmetry: It's all done with mirrors!

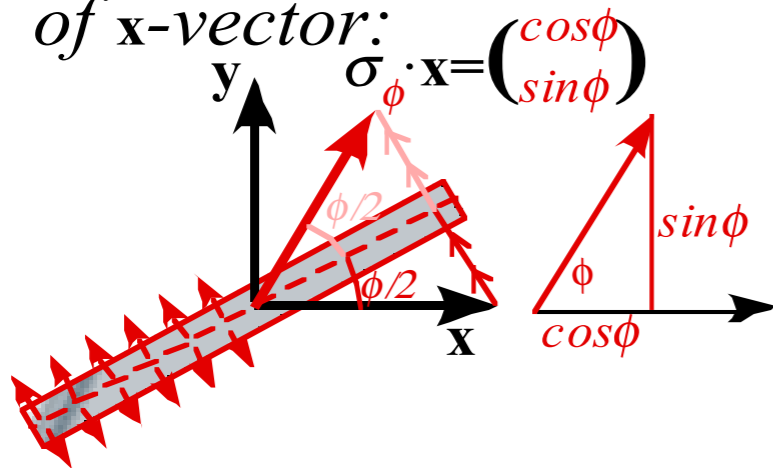
(a) Reflections  $\sigma_A = \begin{pmatrix} 1 & 0 \\ 0 & -1 \end{pmatrix}$ ,  $-\sigma_A = \begin{pmatrix} -1 & 0 \\ 0 & 1 \end{pmatrix}$

(b) Reflections  $\sigma_B = \begin{pmatrix} 0 & 1 \\ 1 & 0 \end{pmatrix}$ ,  $-\sigma_B = \begin{pmatrix} 0 & -1 \\ -1 & 0 \end{pmatrix}$

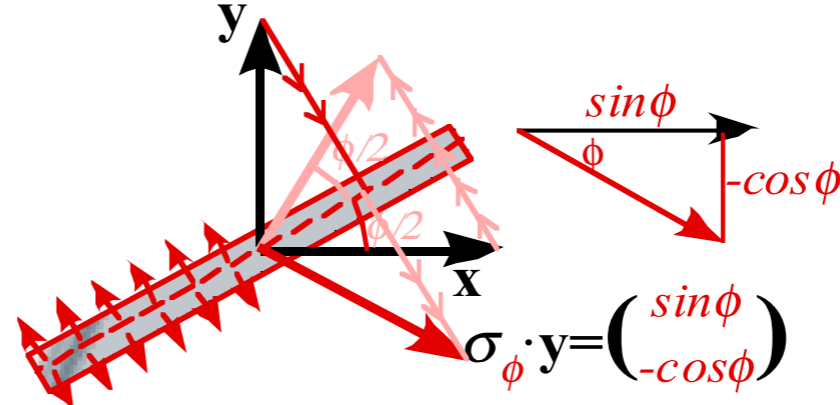


(c)  $\sigma_\phi$  reflection  $\begin{pmatrix} \cos\phi & \sin\phi \\ \sin\phi & -\cos\phi \end{pmatrix}$

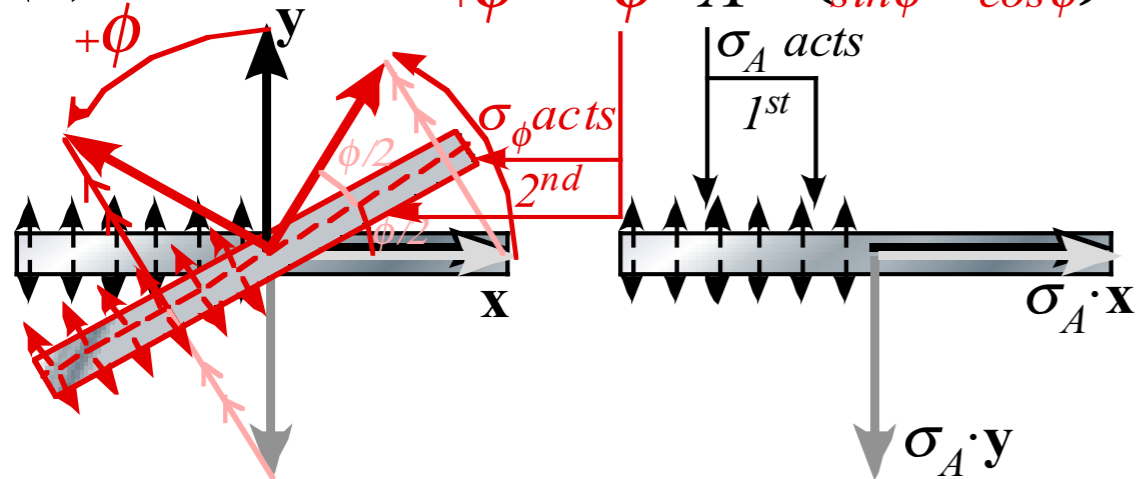
of  $x$ -vector:



...of  $y$ -vector:



(d) Rotation:  $R_{+\phi} = \sigma_\phi \sigma_A = \begin{pmatrix} \cos\phi & -\sin\phi \\ \sin\phi & \cos\phi \end{pmatrix}$



(e) Rotation:  $R_{-\phi} = \sigma_A \sigma_\phi = \begin{pmatrix} \cos\phi & \sin\phi \\ -\sin\phi & \cos\phi \end{pmatrix}$

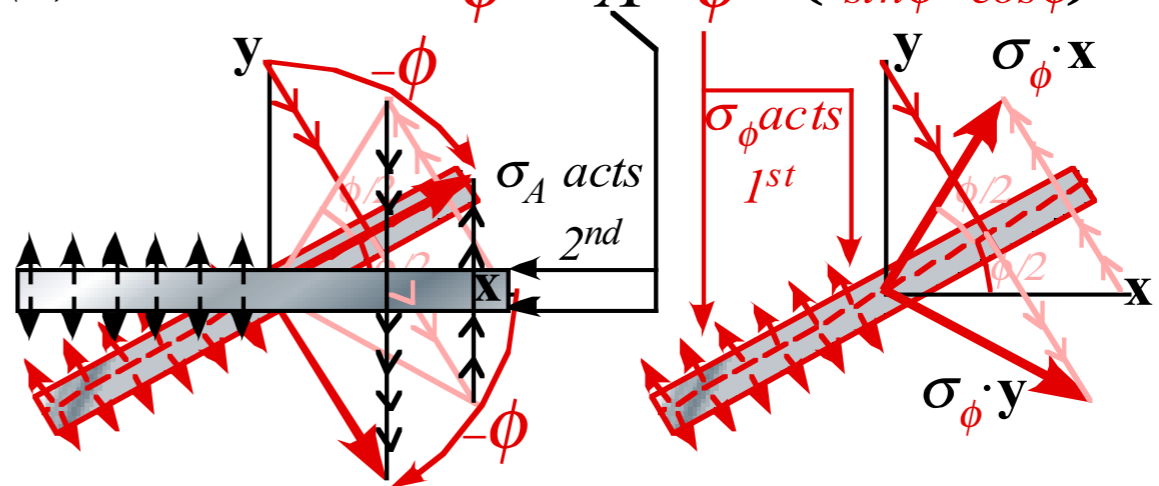


Fig. 5.3a-e

# *Why reflections underlie all symmetry analyses*

*They work in 1D, 2D, 3D,.....,ND*

*Product of odd number of reflections is a reflection*

*... even number of reflections is a rotation (or unit-op **1**)*

*Product of rotations just give rotations*

*Classical objects are semi-rigid and rotate easily*

*Waves patterns are non-rigid and reflect easily*

# *Why reflections underlie all symmetry analyses*

*They work in 1D, 2D, 3D,.....,ND*

*Product of odd number of reflections is a reflection*

*... even number of reflections is a rotation (or unit-op **1**)*

*Product of rotations just give rotations*

*Classical objects are semi-rigid and rotate easily*

*Waves patterns are non-rigid and reflect easily*

*∴ ...wave reflections underlie modern physics*

# *Ellipse rescaling-geometry and reflection-symmetry analysis*

*Rescaling KE ellipse to circle*

*How this relates to Lagrangian, l'Etrangian, and Hamiltonian mechanics in Ch. 12*

*Reflections in the clothing store: "It's all done with mirrors!"*

 *Introducing hexagonal symmetry  $D_6 \sim C_{6v}$  (Resulting for  $m_1/m_2=3$ )*

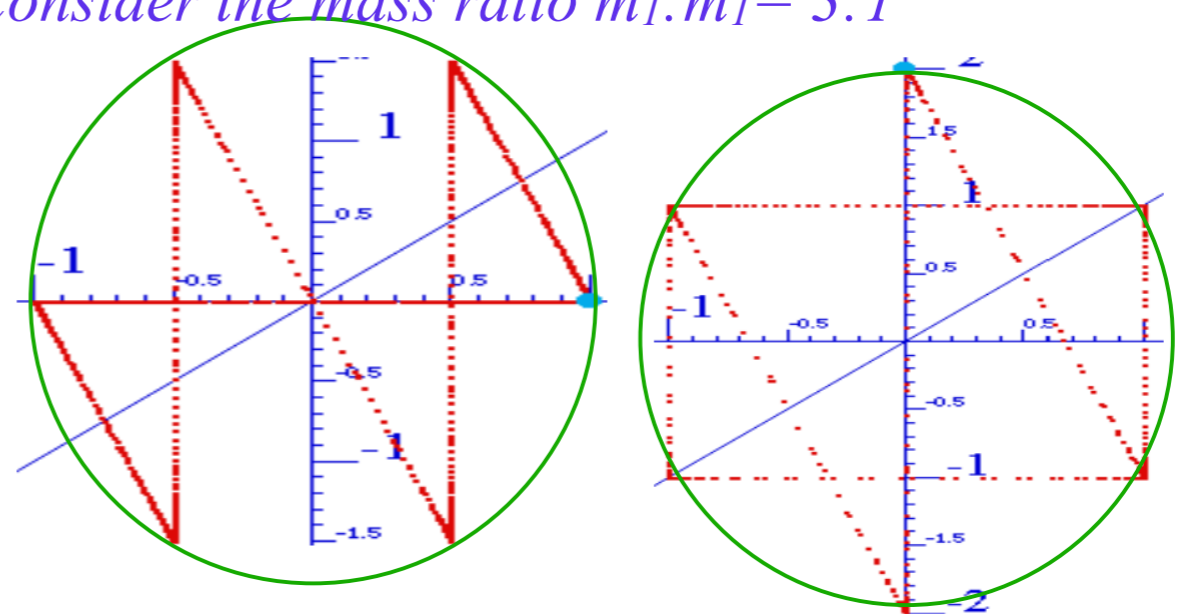
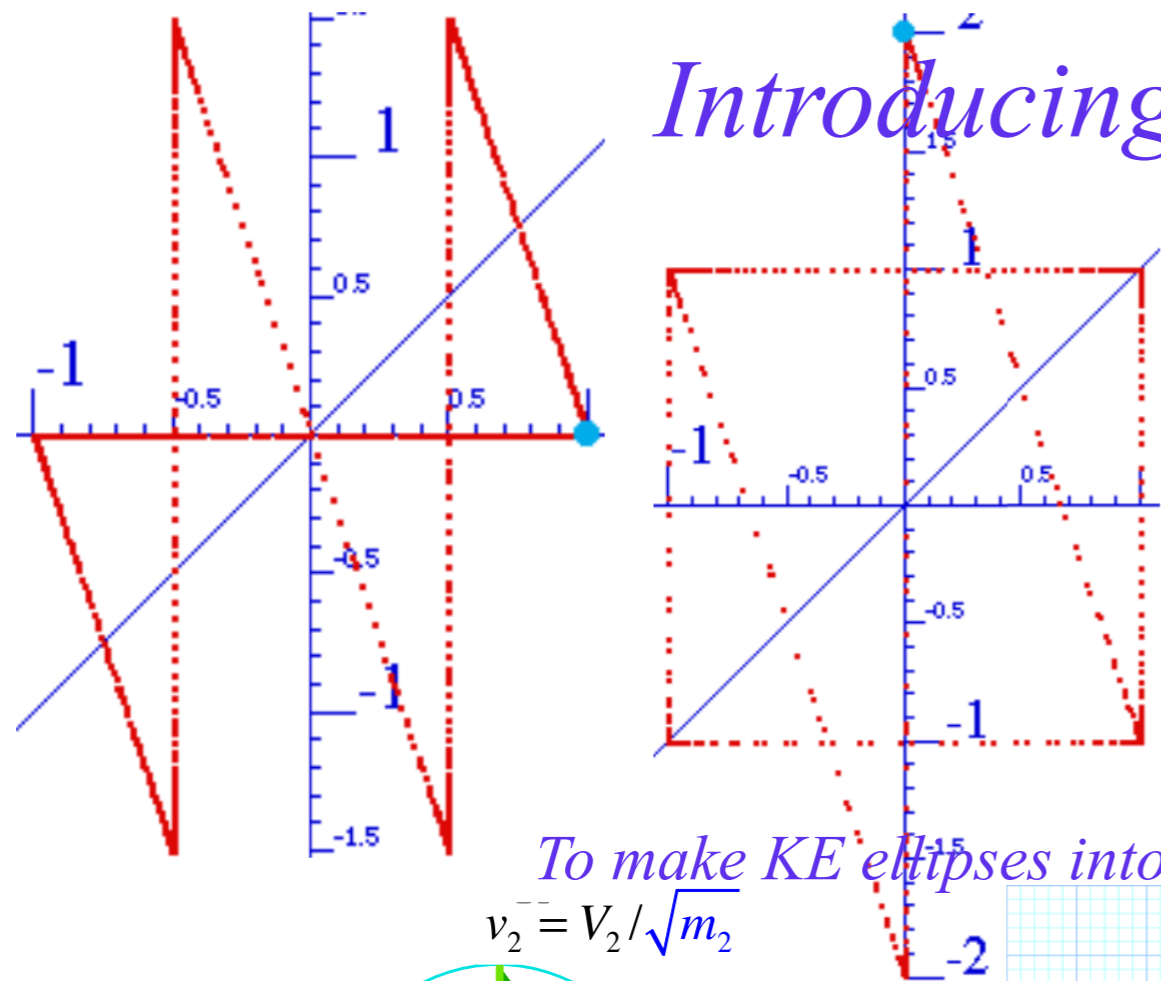
*Group multiplication and product table*

*Classical collision paths with  $D_6 \sim C_{6v}$  (Resulting from  $m_1/m_2=3$ )*

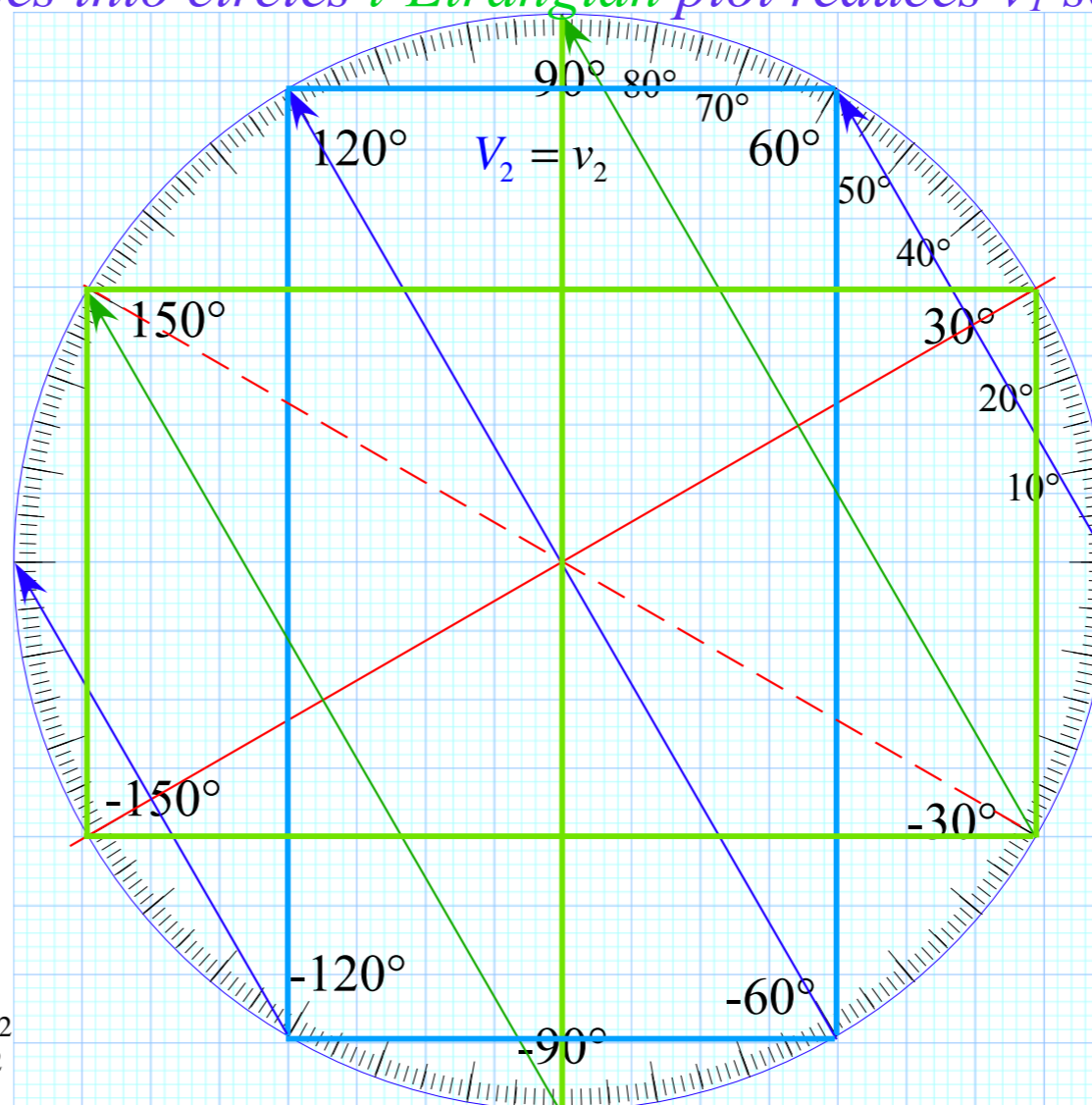
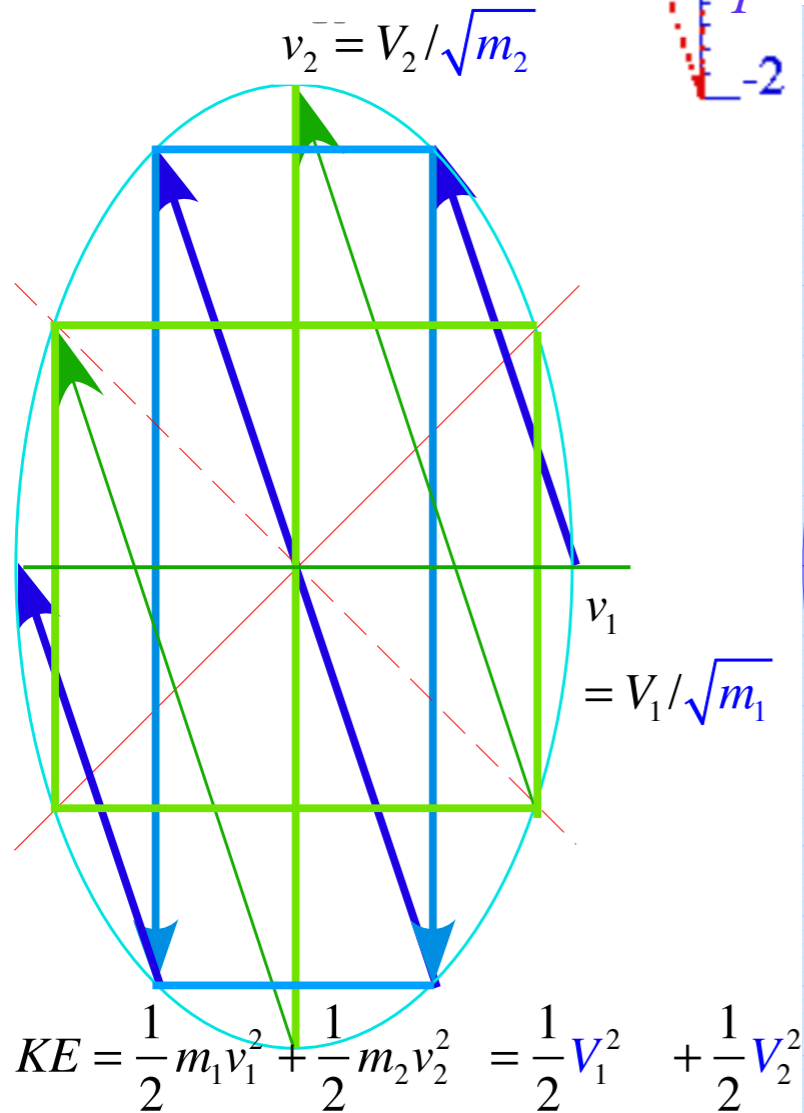


# Introducing Symmetry Operators

Consider the mass ratio  $m_1:m_2 = 3:1$

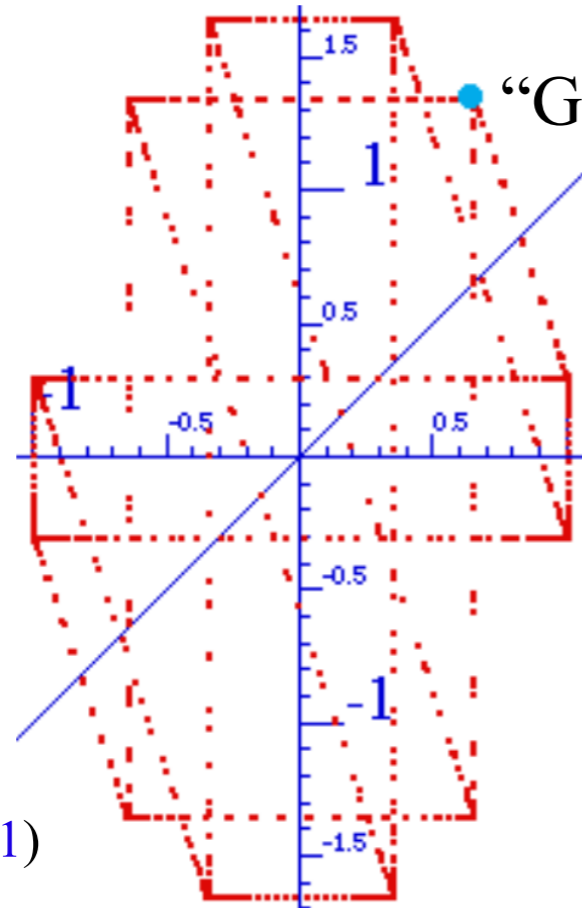


To make KE ellipses into circles *l'Etranguin* plot reduces  $v_1$  scale by  $1/\sqrt{m_1}$ , etc.

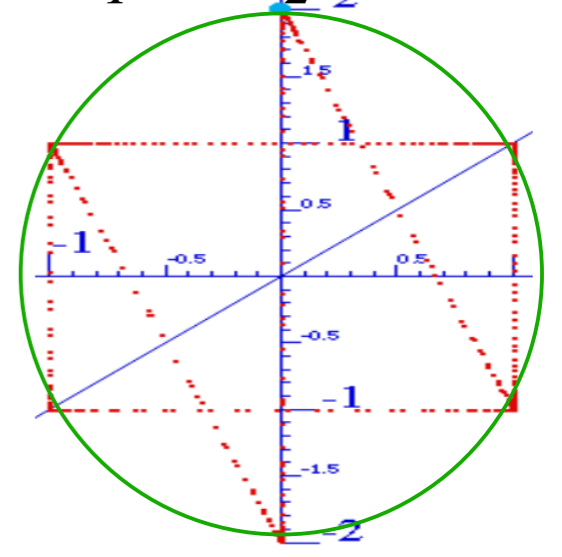
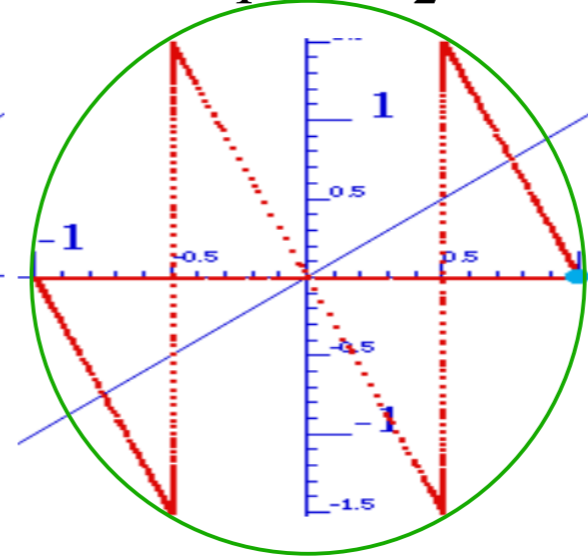
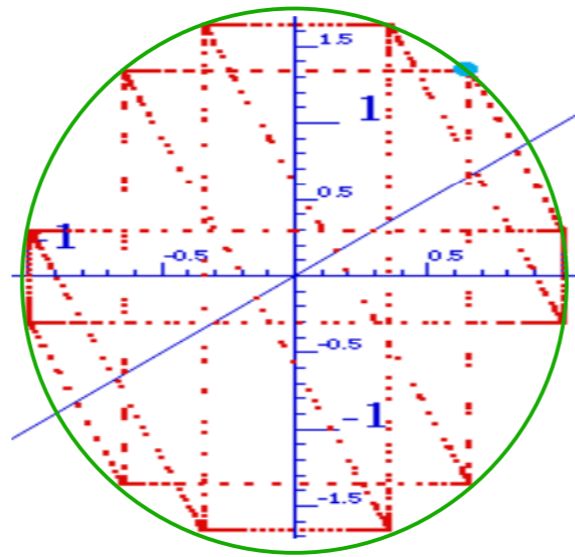


Here:  
 $1/\sqrt{m_1} = 1/\sqrt{3} = 0.577$   
 $1/\sqrt{m_2} = 1/\sqrt{1} = 1.0$

$V_1 = v_1 \sqrt{m_1} = v_1 \sqrt{3}$



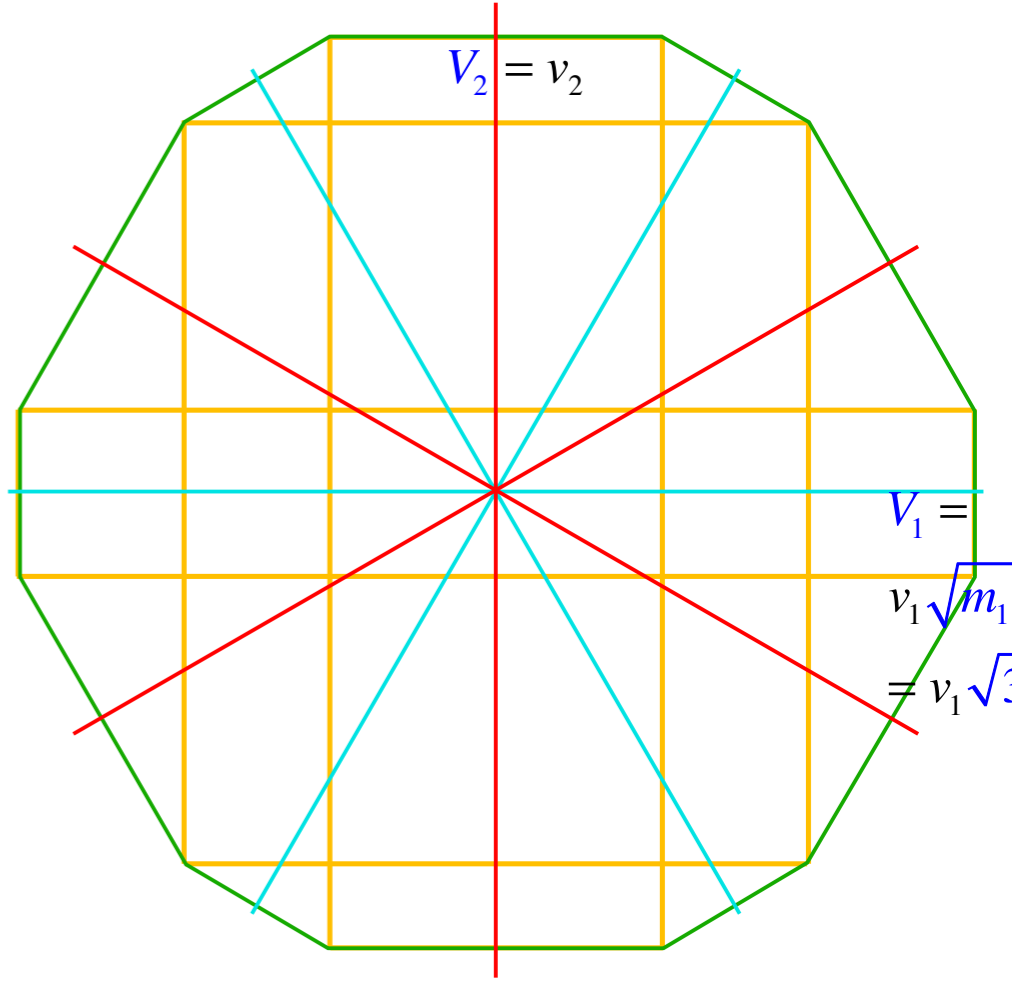
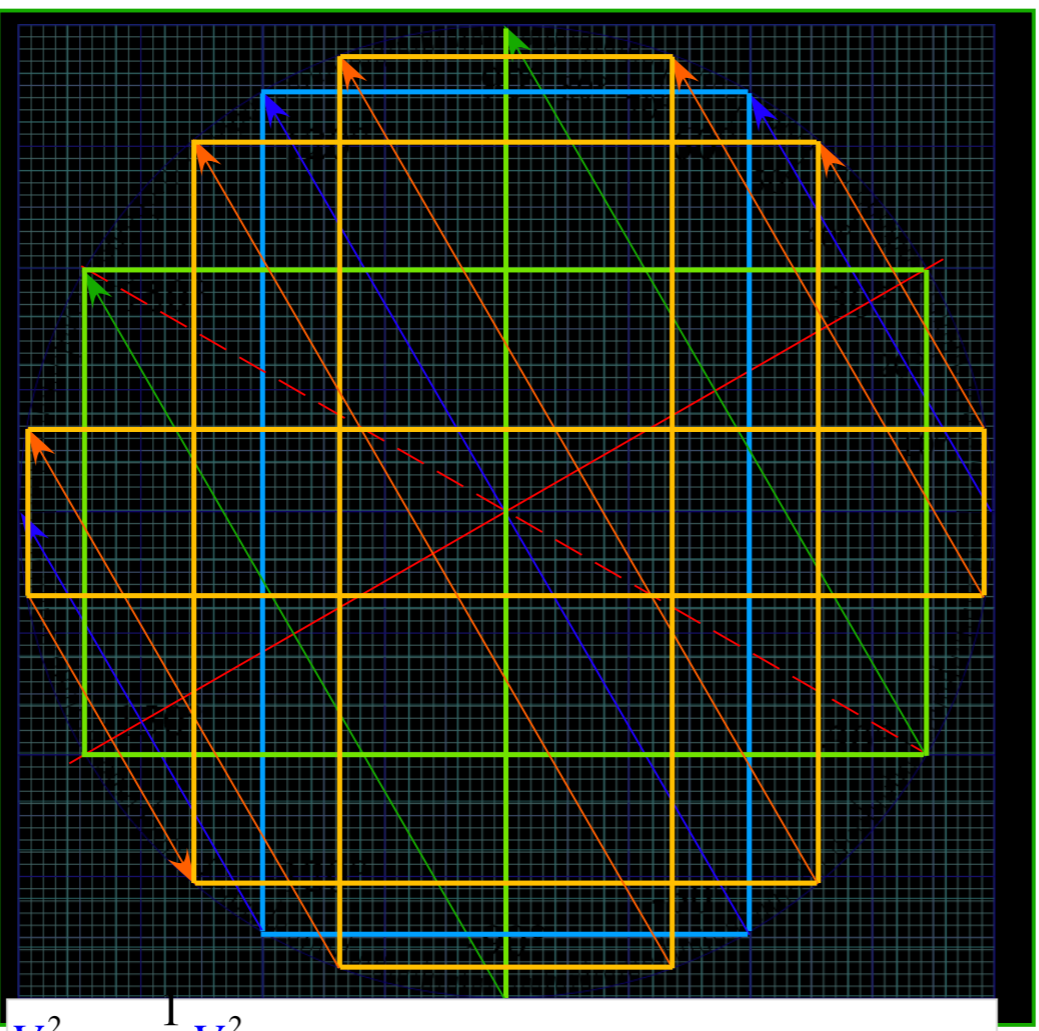
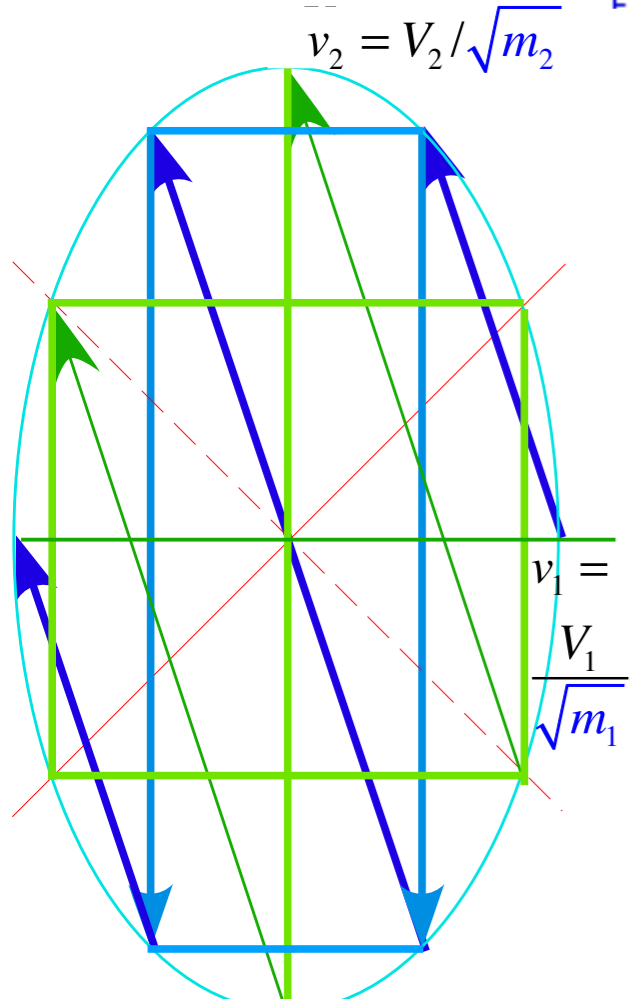
“Generic” initial velocity  
 $(v_1=1.0, v_2=0.1)$



“Symmetric” initial velocity  
 $(v_1=1, v_2=0)$  or  $(v_1=1, v_2=-1)$

$m_1/m_2=(3)/(1)$

*reduce  $v_1$  scale by  $1/\sqrt{m_1} = 1/\sqrt{3}=0.577$*



$$KE = \frac{1}{2} m_1 v_1^2 + \frac{1}{2} m_2 v_2^2 = \frac{1}{2} V_1^2 + \frac{1}{2} V_2^2$$

# *Ellipse rescaling-geometry and reflection-symmetry analysis*

*Rescaling KE ellipse to circle*

*How this relates to Lagrangian, l'Etrangian, and Hamiltonian mechanics in Ch. 12*

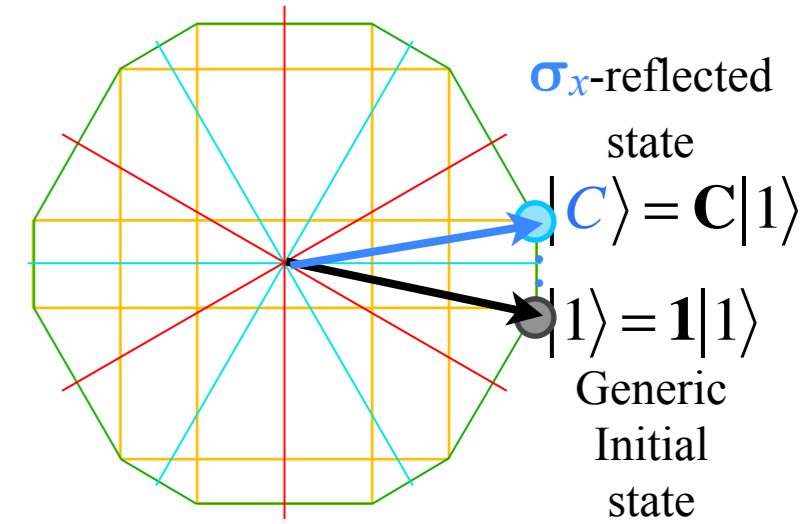
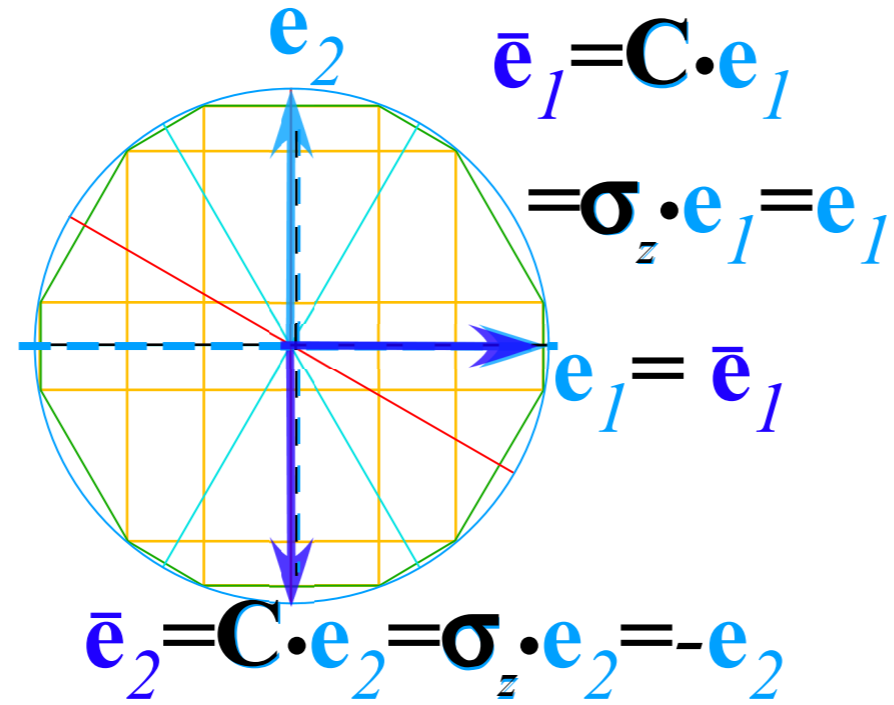
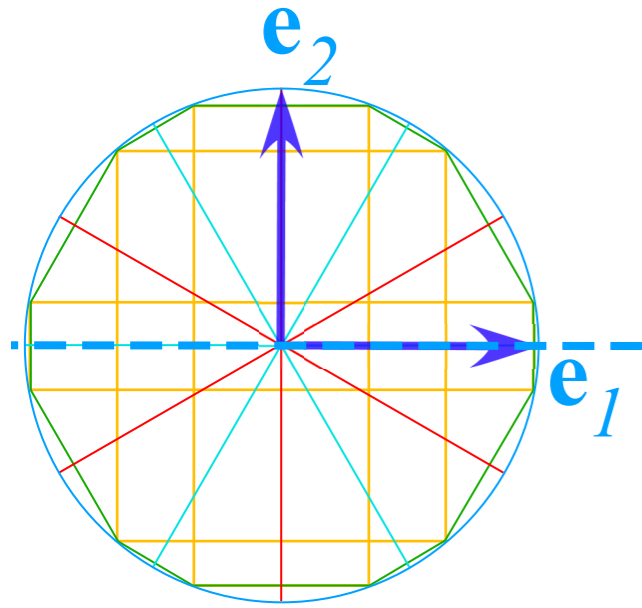
*Reflections in the clothing store: "It's all done with mirrors!"*

*Introducing hexagonal symmetry  $D_6 \sim C_{6v}$  (Resulting for  $m_1/m_2=3$ )*

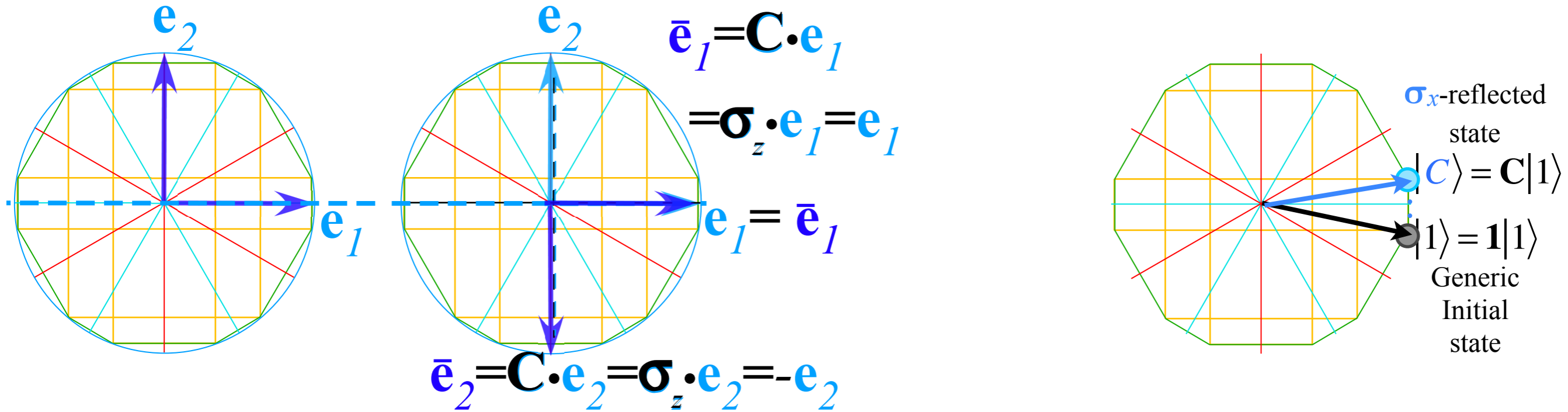
 *Group multiplication and product table*

*Classical collision paths with  $D_6 \sim C_{6v}$  (Resulting from  $m_1/m_2=3$ )*

Effects of Ceiling Bang Matrix  $\mathbf{C} = \boldsymbol{\sigma}_z = \begin{pmatrix} \mathbf{e}_1 \cdot \mathbf{C} \cdot \mathbf{e}_1 & \mathbf{e}_1 \cdot \mathbf{C} \cdot \mathbf{e}_2 \\ \mathbf{e}_2 \cdot \mathbf{C} \cdot \mathbf{e}_1 & \mathbf{e}_2 \cdot \mathbf{C} \cdot \mathbf{e}_2 \end{pmatrix} = \begin{pmatrix} \mathbf{e}_1 \cdot \bar{\mathbf{e}}_1 & \mathbf{e}_1 \cdot \bar{\mathbf{e}}_2 \\ \mathbf{e}_2 \cdot \bar{\mathbf{e}}_1 & \mathbf{e}_2 \cdot \bar{\mathbf{e}}_2 \end{pmatrix} = \begin{pmatrix} 1 & 0 \\ 0 & -1 \end{pmatrix}$



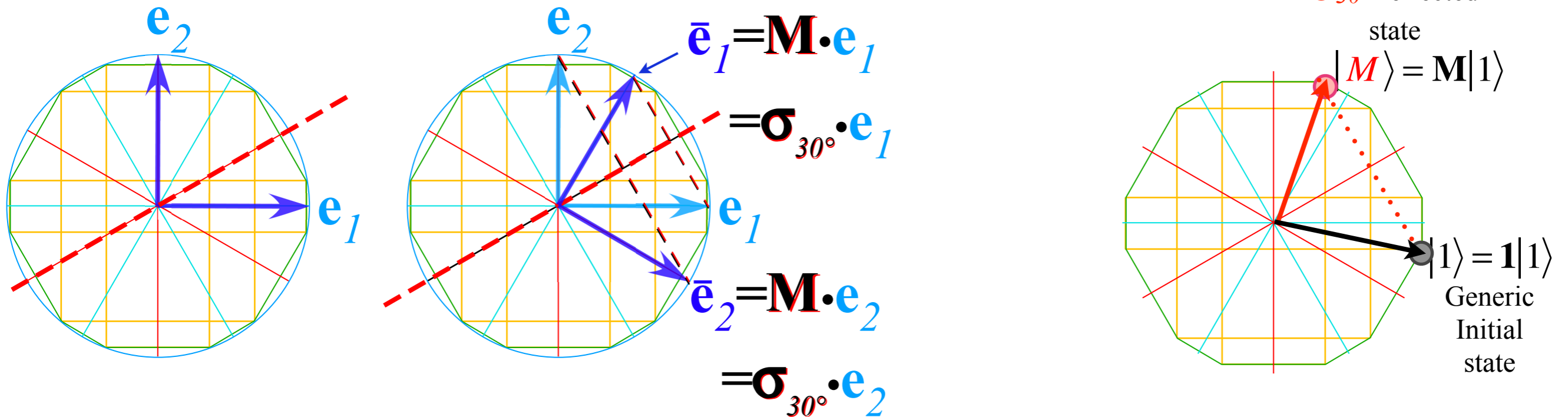
Effects of Ceiling Bang Matrix  $\mathbf{C} = \boldsymbol{\sigma}_z = \begin{pmatrix} \mathbf{e}_1 \cdot \mathbf{C} \cdot \mathbf{e}_1 & \mathbf{e}_1 \cdot \mathbf{C} \cdot \mathbf{e}_2 \\ \mathbf{e}_2 \cdot \mathbf{C} \cdot \mathbf{e}_1 & \mathbf{e}_2 \cdot \mathbf{C} \cdot \mathbf{e}_2 \end{pmatrix} = \begin{pmatrix} \mathbf{e}_1 \cdot \bar{\mathbf{e}}_1 & \mathbf{e}_1 \cdot \bar{\mathbf{e}}_2 \\ \mathbf{e}_2 \cdot \bar{\mathbf{e}}_1 & \mathbf{e}_2 \cdot \bar{\mathbf{e}}_2 \end{pmatrix} = \begin{pmatrix} 1 & 0 \\ 0 & -1 \end{pmatrix}$



Known as *matrix elements* or *components*

Known as *relative direction cosines*

Effects of Mass Bang Matrix  $\mathbf{M} = \boldsymbol{\sigma}_{30^\circ} = \begin{pmatrix} \mathbf{e}_1 \cdot \mathbf{M} \cdot \mathbf{e}_1 & \mathbf{e}_1 \cdot \mathbf{M} \cdot \mathbf{e}_2 \\ \mathbf{e}_2 \cdot \mathbf{M} \cdot \mathbf{e}_1 & \mathbf{e}_2 \cdot \mathbf{M} \cdot \mathbf{e}_2 \end{pmatrix} = \begin{pmatrix} \mathbf{e}_1 \cdot \bar{\mathbf{e}}_1 & \mathbf{e}_1 \cdot \bar{\mathbf{e}}_2 \\ \mathbf{e}_2 \cdot \bar{\mathbf{e}}_1 & \mathbf{e}_2 \cdot \bar{\mathbf{e}}_2 \end{pmatrix} = \begin{pmatrix} \cos 60^\circ & \sin 60^\circ \\ \sin 60^\circ & -\cos 60^\circ \end{pmatrix}$

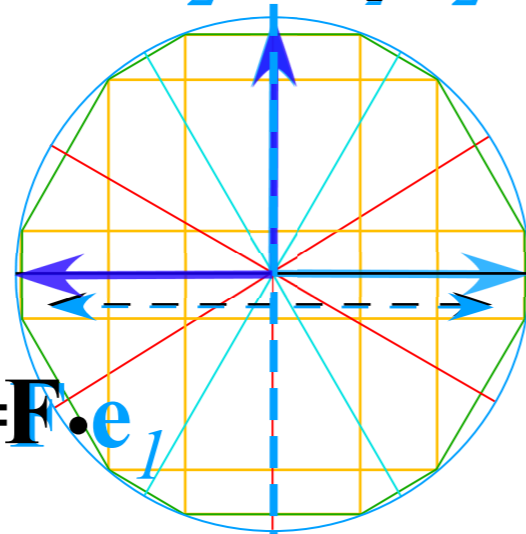
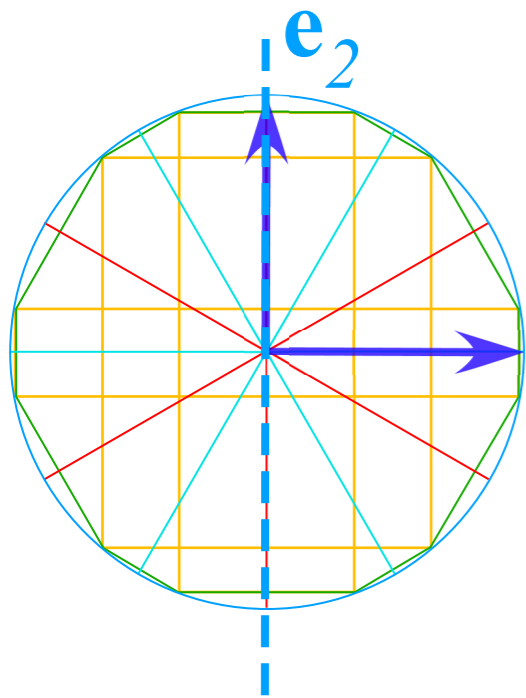


Effects of Floor Bang Matrix

$$\mathbf{F} = -\sigma_z = \begin{pmatrix} \mathbf{e}_1 \cdot \mathbf{F} \cdot \mathbf{e}_1 & \mathbf{e}_1 \cdot \mathbf{F} \cdot \mathbf{e}_2 \\ \mathbf{e}_2 \cdot \mathbf{F} \cdot \mathbf{e}_1 & \mathbf{e}_2 \cdot \mathbf{F} \cdot \mathbf{e}_2 \end{pmatrix} = \begin{pmatrix} \mathbf{e}_1 \cdot \bar{\mathbf{e}}_1 & \mathbf{e}_1 \cdot \bar{\mathbf{e}}_2 \\ \mathbf{e}_2 \cdot \bar{\mathbf{e}}_1 & \mathbf{e}_2 \cdot \bar{\mathbf{e}}_2 \end{pmatrix} = \begin{pmatrix} -1 & 0 \\ 0 & 1 \end{pmatrix}$$

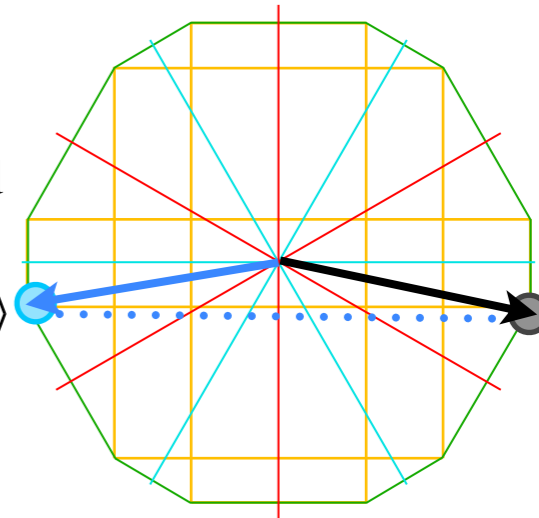
$$\bar{\mathbf{e}}_2 = \mathbf{F} \cdot \mathbf{e}_2 = -\sigma_z \cdot \mathbf{e}_2 = +\mathbf{e}_2$$

$$\bar{\mathbf{e}}_1 = \mathbf{F} \cdot \mathbf{e}_1 = -\sigma_z \cdot \mathbf{e}_1 = -\mathbf{e}_1$$



$-\sigma_z$ -reflected state

$$|F\rangle = \mathbf{F}|1\rangle$$

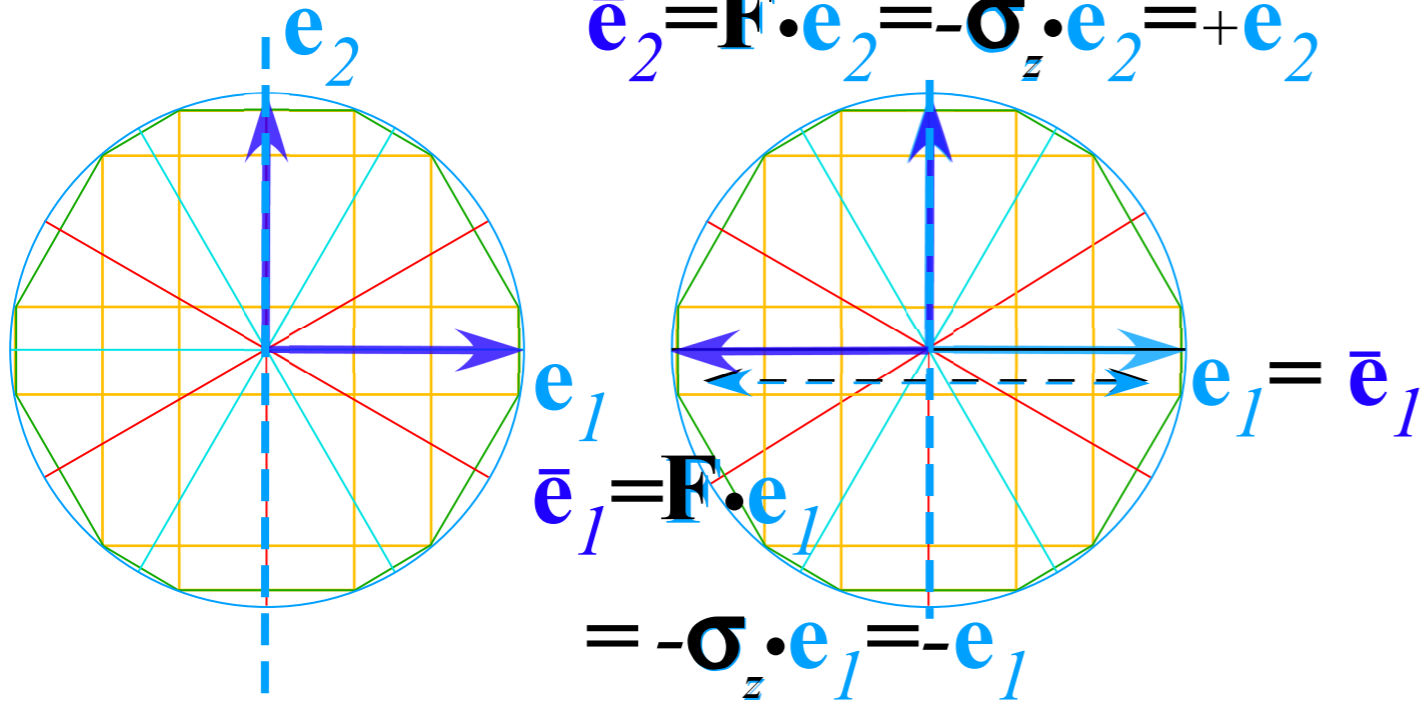


$|1\rangle = \mathbf{1}|1\rangle$   
Generic Initial state

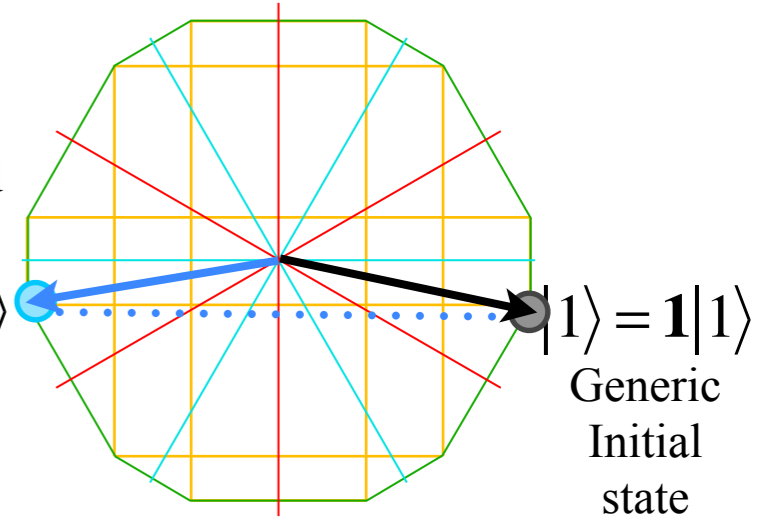
Effects of Floor Bang Matrix

$$\mathbf{F} = -\sigma_z = \begin{pmatrix} \mathbf{e}_1 \cdot \mathbf{F} \cdot \mathbf{e}_1 & \mathbf{e}_1 \cdot \mathbf{F} \cdot \mathbf{e}_2 \\ \mathbf{e}_2 \cdot \mathbf{F} \cdot \mathbf{e}_1 & \mathbf{e}_2 \cdot \mathbf{F} \cdot \mathbf{e}_2 \end{pmatrix} = \begin{pmatrix} \mathbf{e}_1 \cdot \bar{\mathbf{e}}_1 & \mathbf{e}_1 \cdot \bar{\mathbf{e}}_2 \\ \mathbf{e}_2 \cdot \bar{\mathbf{e}}_1 & \mathbf{e}_2 \cdot \bar{\mathbf{e}}_2 \end{pmatrix} = \begin{pmatrix} -1 & 0 \\ 0 & 1 \end{pmatrix}$$

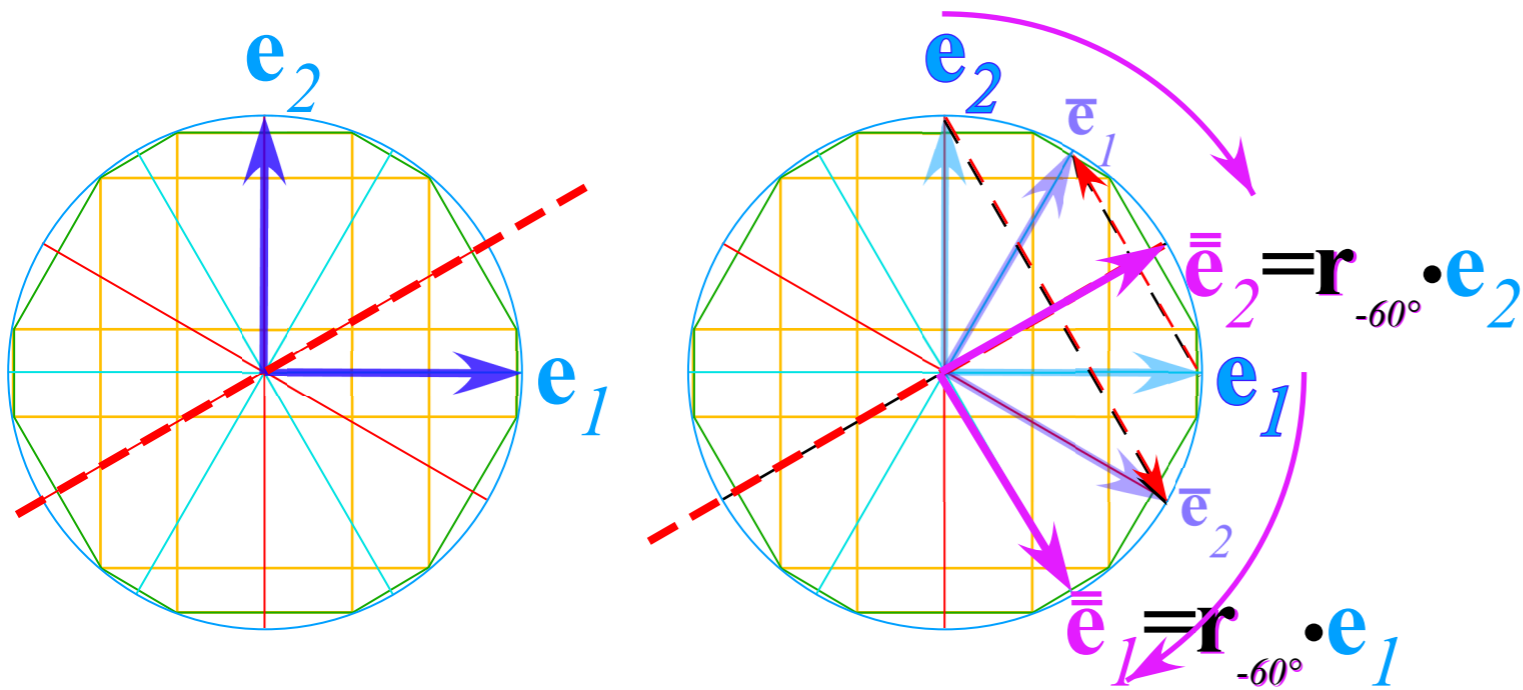
$$\bar{\mathbf{e}}_2 = \mathbf{F} \cdot \mathbf{e}_2 = -\sigma_z \cdot \mathbf{e}_2 = +\mathbf{e}_2$$



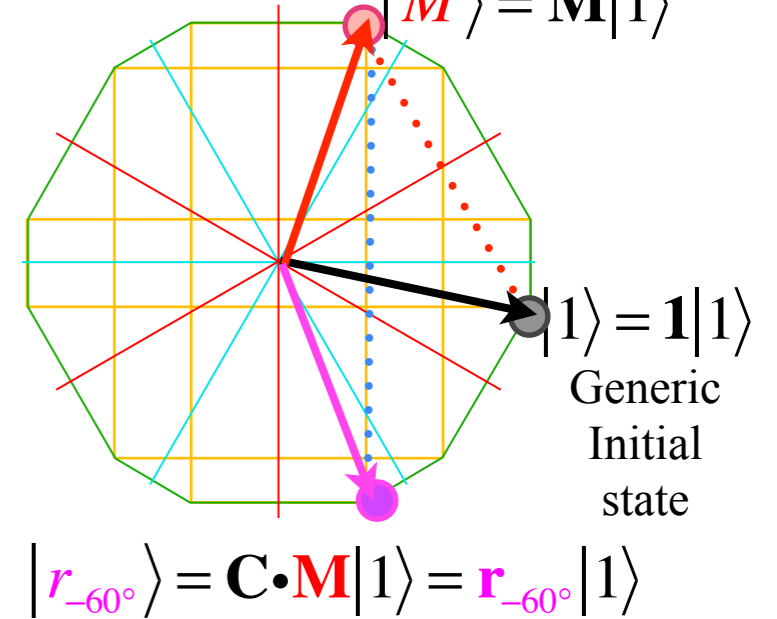
$-\sigma_z$ -reflected state  
 $|F\rangle = \mathbf{F}|1\rangle$



Effects of Ceiling  $\mathbf{C}$  after Bang  $\mathbf{M}$ :  $\mathbf{r}_{-60^\circ} = \mathbf{C} \cdot \mathbf{M} = \sigma_z \cdot \sigma_{30^\circ}$



$\sigma_{30^\circ}$ -reflected state  
 $|M\rangle = \mathbf{M}|1\rangle$



$\sigma_{30^\circ}$   $\sigma_{30^\circ}$ -reflected state

is a  $\mathbf{r}_{-60^\circ}$ -rotated state

# *Ellipse rescaling-geometry and reflection-symmetry analysis*

*Rescaling KE ellipse to circle*

*How this relates to Lagrangian, l'Etrangian, and Hamiltonian mechanics in Ch. 12*

*Reflections in the clothing store: "It's all done with mirrors!"*

*Introducing hexagonal symmetry  $D_6 \sim C_{6v}$  (Resulting for  $m_1/m_2=3$ )*

 *Group multiplication and product table* 

*Classical collision paths with  $D_6 \sim C_{6v}$  (Resulting from  $m_1/m_2=3$ )*



$D_6$	1	$r_{120}$	$\bar{r}_{120}$	$\sigma_{60}$	$\bar{\sigma}_{60}$	$\sigma_z$	$I$	$\bar{r}_{60}$	$r_{60}$	$\bar{\sigma}_{30}$	$\sigma_{30}$	$\bar{\sigma}_z$
1	1											
$\bar{r}_{120}$		1										
$r_{120}$			1									
$\sigma_{60}$				1								
$\bar{\sigma}_{60}$					1							
$\sigma_z$						1					$\bar{r}_{60}$	
$I$							1					
$r_{60}$								1				
$\bar{r}_{60}$									1			
$\bar{\sigma}_{30}$										1		
$\sigma_{30}$											1	
$\bar{\sigma}_z$												1

Note:  $\bar{r}_{60} = I r_{120} = r_{120} I = r_{-60}$  and:  $I = r_{\pm 180}$   
 $\bar{r}_{120} = I r_{60} = r_{60} I = r_{-120}$  and:  $I^2 = 1$   
 $\sigma_{60} = I \bar{\sigma}_{30} = \bar{\sigma}_{30} I$   
 $\bar{\sigma}_{60} = I \sigma_{30} = \sigma_{30} I$   
 $\bar{\sigma}_z = I \sigma_z = \sigma_z I$

Easy to make hexagonal ( $D_6$ ) symmetry group table:

Example 1: Find  $\sigma_{30^\circ} \cdot \sigma_{-60^\circ} = \underline{\hspace{2cm}}$ ?

Solution: Find  $\sigma_{30^\circ}$ -plane and state- $|\sigma_{-60^\circ}\rangle$

Operate former on latter to get:  $\sigma_{30^\circ} |\sigma_{-60^\circ}\rangle = |I\rangle$

That gives answer:  $\sigma_{30^\circ} \cdot \sigma_{-60^\circ} = I$ .

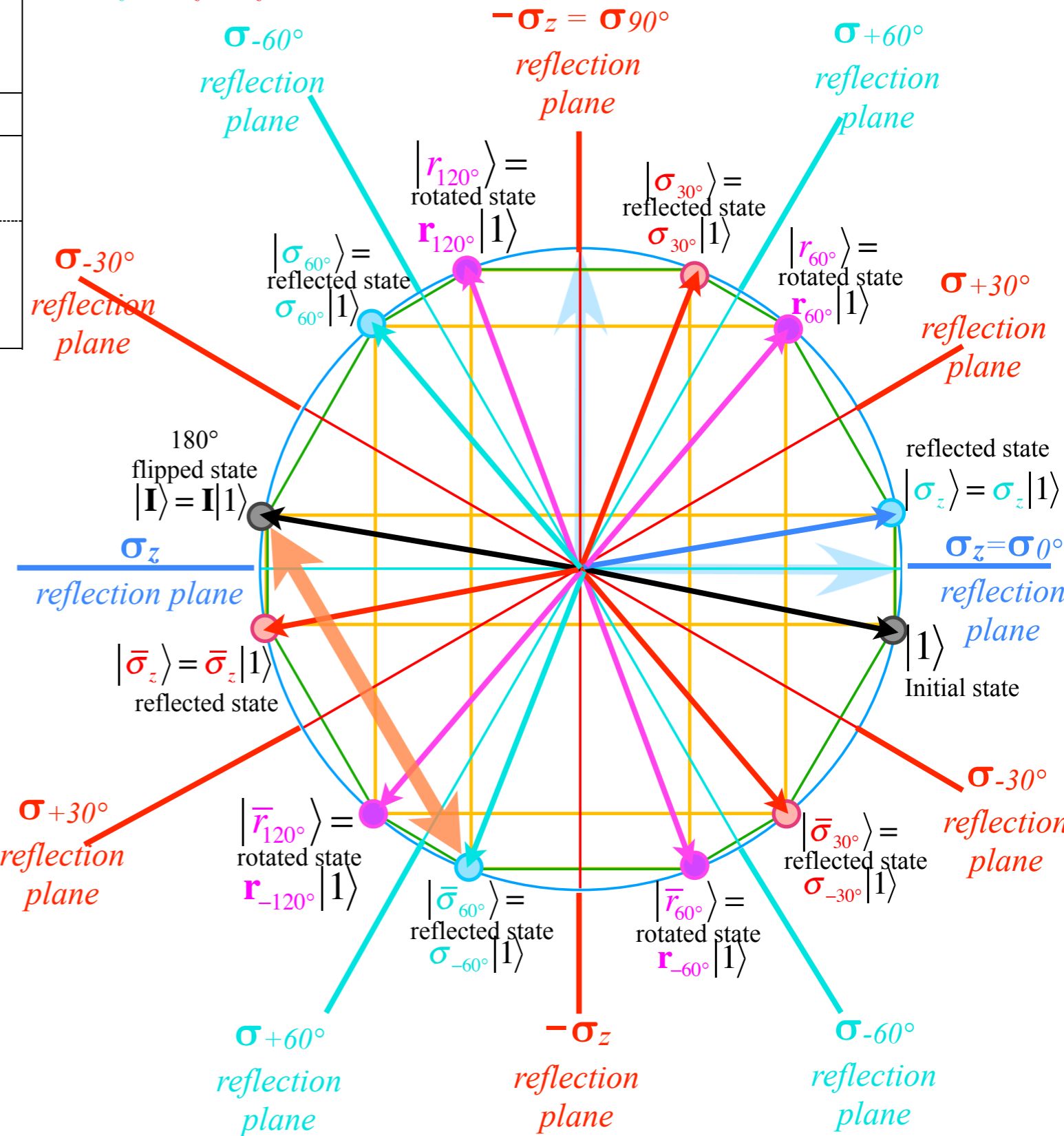
Rest of  $\sigma_{30^\circ}$  row follows:

$\sigma_{30}$	$\sigma_{30}$	$\bar{\sigma}_{30}$	$\bar{\sigma}_z$	$\bar{r}_{60}$	$I$	$r_{60}$	$\bar{\sigma}_{60}$	$\sigma_{60}$	$\sigma_z$	$r_{120}$	1	$\bar{r}_{120}$
---------------	---------------	---------------------	------------------	----------------	-----	----------	---------------------	---------------	------------	-----------	---	-----------------

Example 2: Find  $r_{60^\circ} \cdot \sigma_{-60^\circ} = \underline{\hspace{2cm}}$ ?

Solution: Do  $r_{60^\circ}$ -rotation  $r_{60^\circ} |\sigma_{-60^\circ}\rangle = |\sigma_{-30^\circ}\rangle$

That gives answer:  $r_{60^\circ} \cdot \sigma_{-60^\circ} = \sigma_{-30^\circ}$



# *Ellipse rescaling-geometry and reflection-symmetry analysis*

*Rescaling KE ellipse to circle*

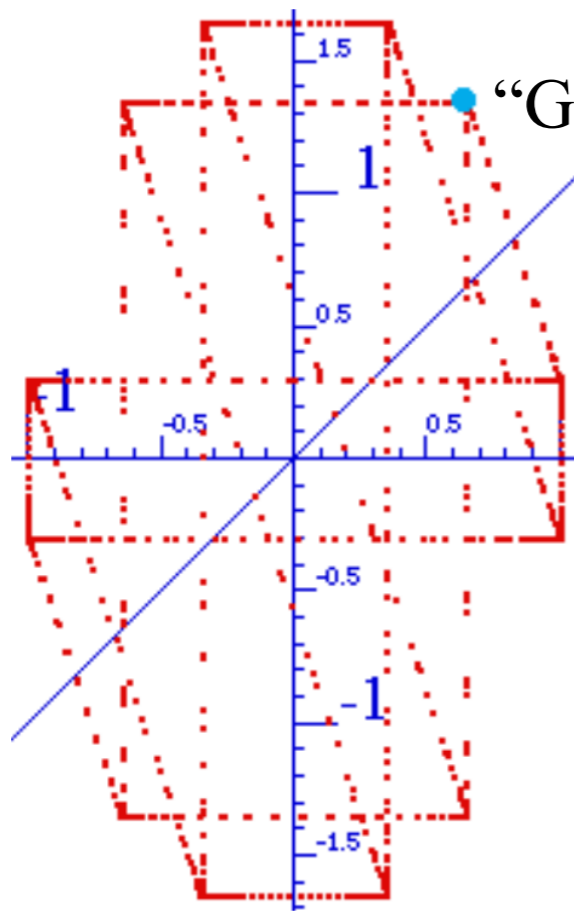
*How this relates to Lagrangian, l'Etrangian, and Hamiltonian mechanics in Ch. 12*

*Reflections in the clothing store: "It's all done with mirrors!"*

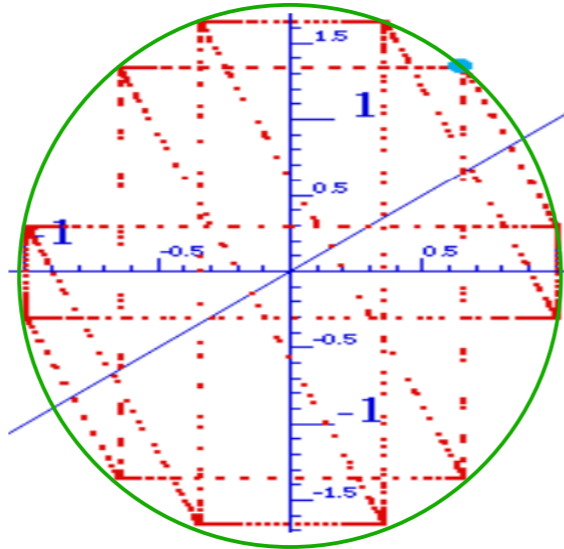
*Introducing hexagonal symmetry  $D_6 \sim C_{6v}$  (Resulting for  $m_1/m_2=3$ )*

*Group multiplication and product table*

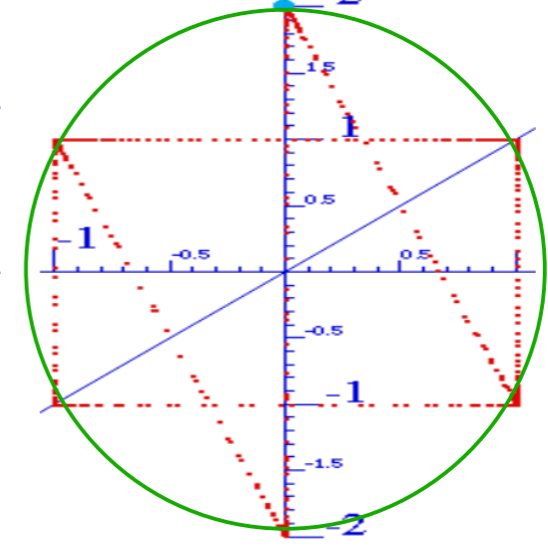
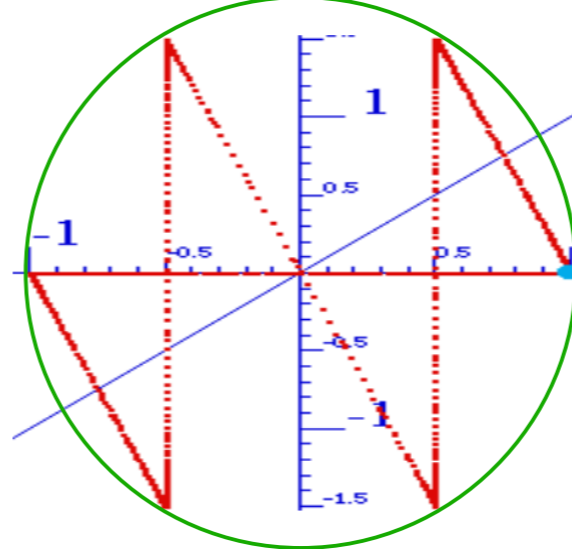
 *Classical collision paths with  $D_6 \sim C_{6v}$  (Resulting from  $m_1/m_2=3$ )*



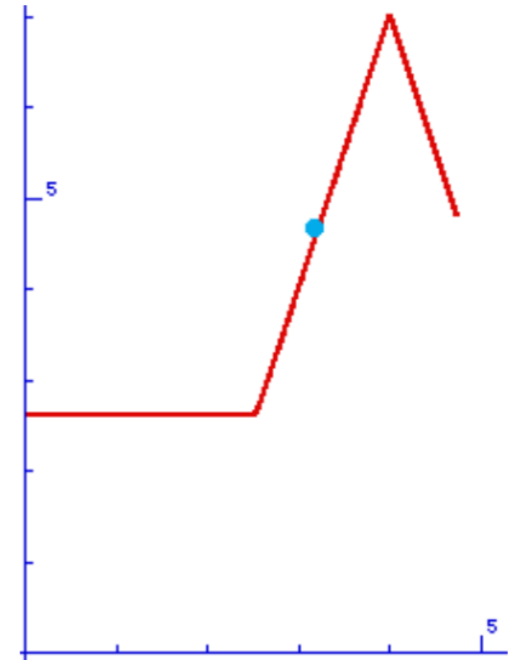
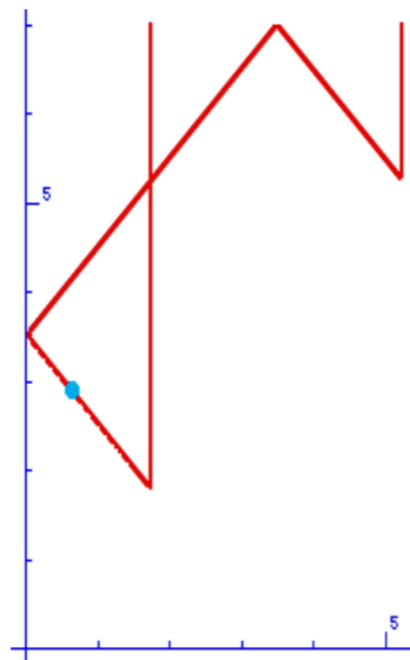
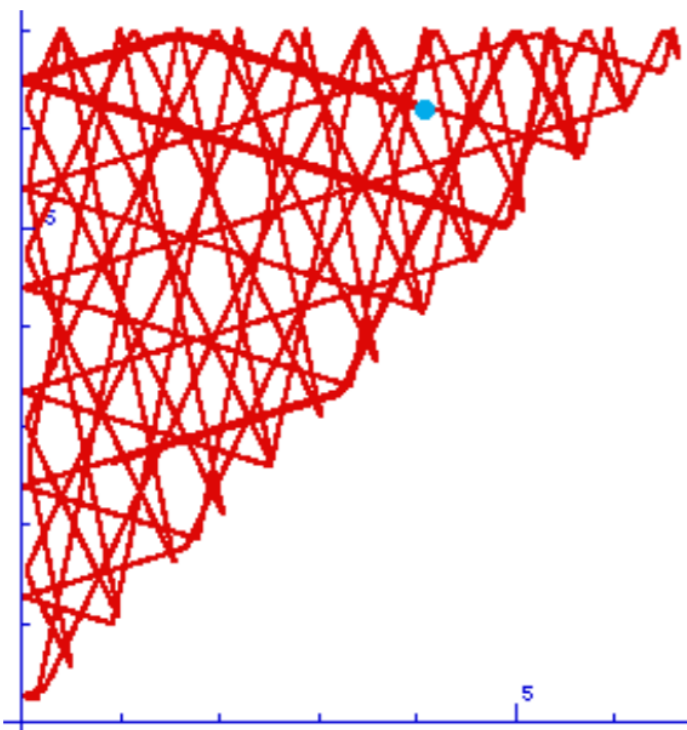
“Generic” initial velocity  
 $(v_1=1.0, v_2=0.1)$

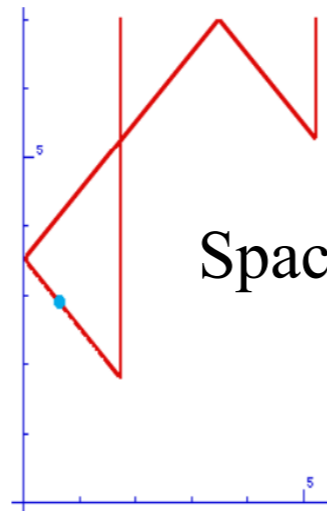
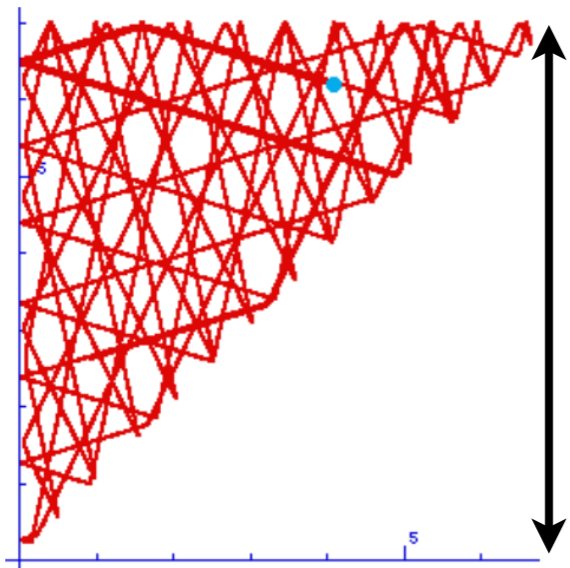


“Symmetric” initial velocity  
 $(v_1=1, v_2=0)$  or  $(v_1=1, v_2=-1)$

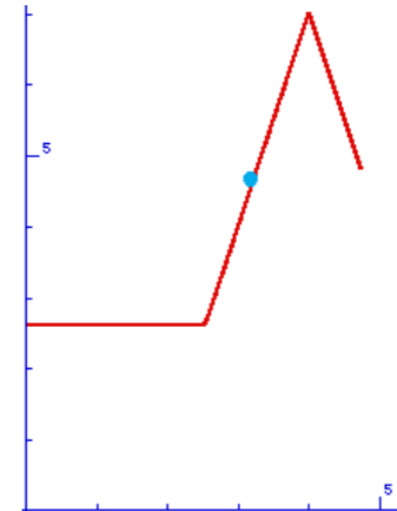


Corresponding space-space  $(y_1, y_2)$  paths



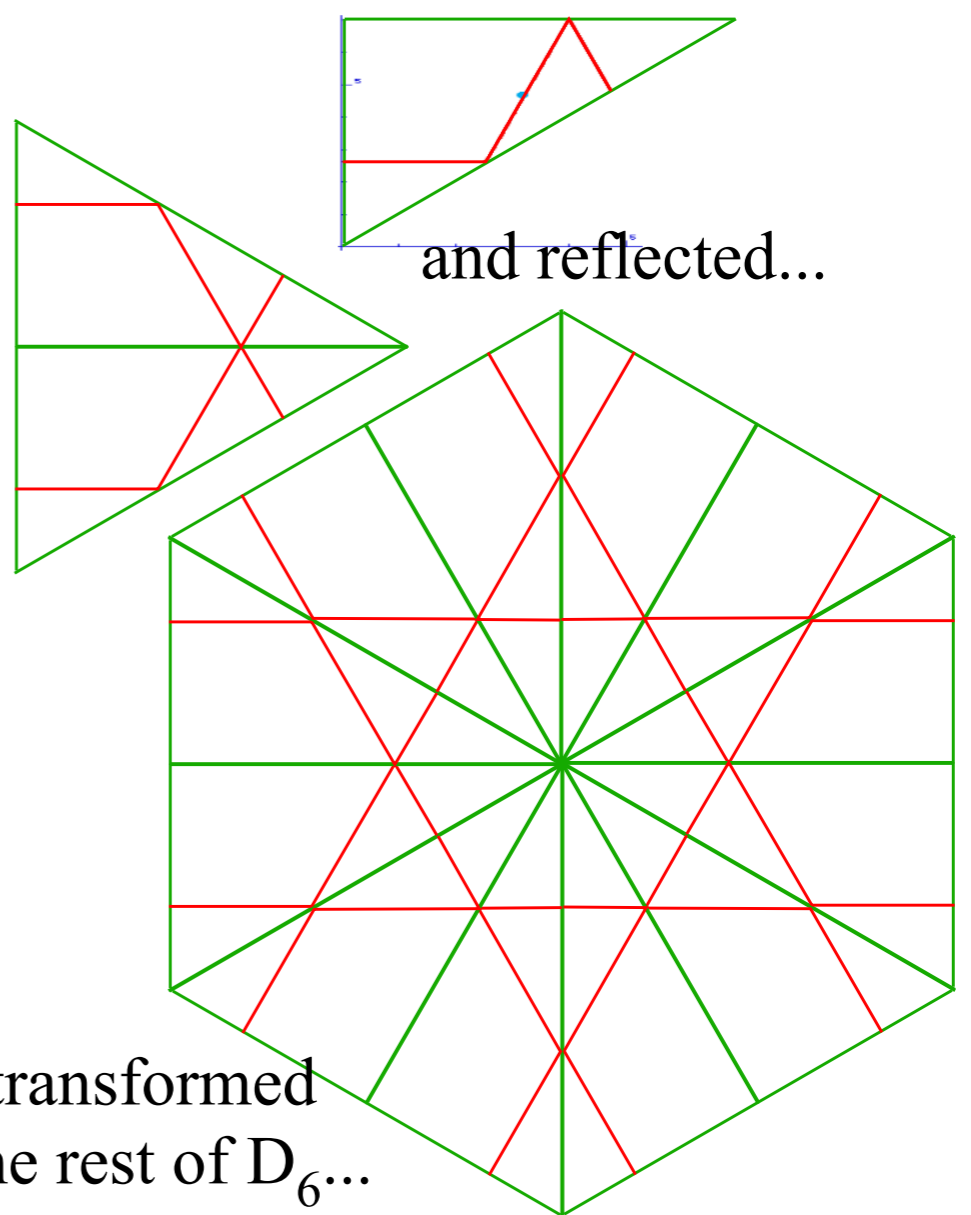
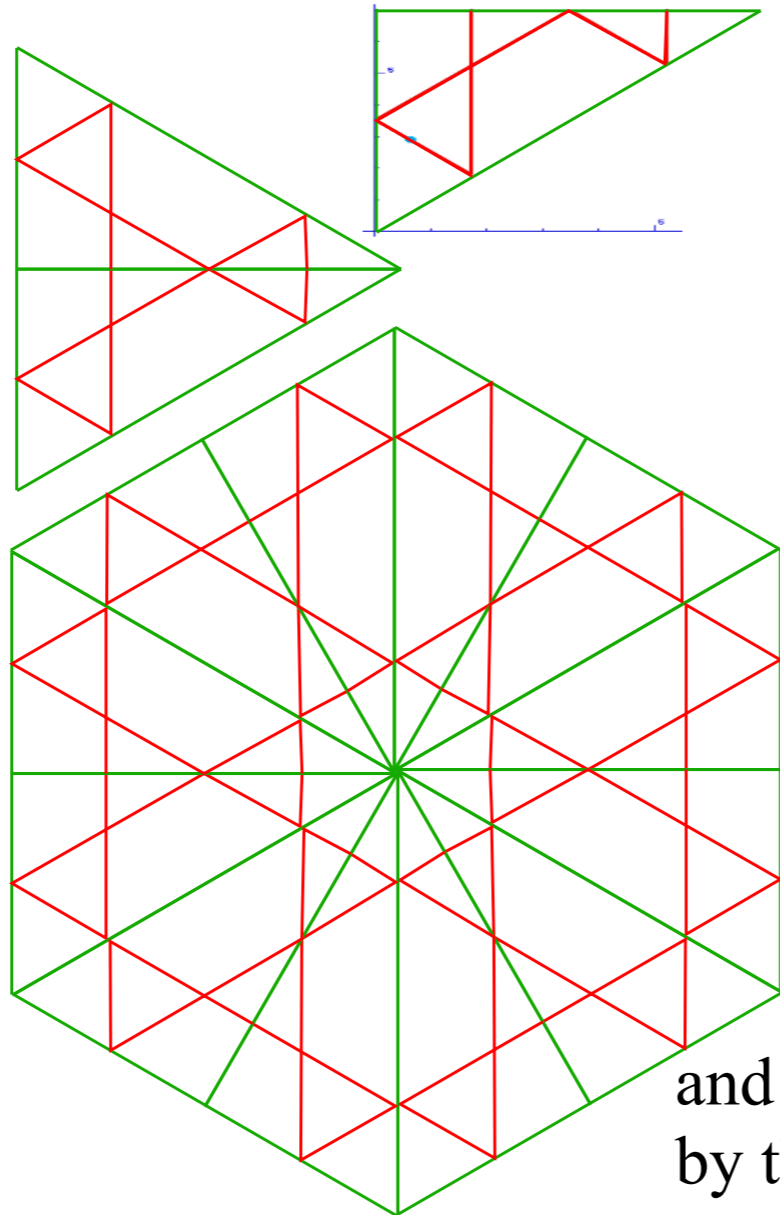
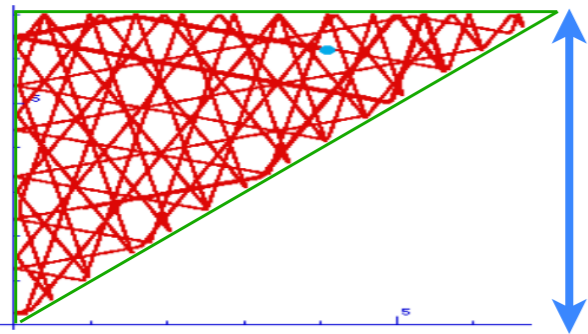


Space-space  $(y_1, y_2)$  paths



Space-space  $(y_1, y_2)$  paths scaled down by  $1/\sqrt{3}$ ...

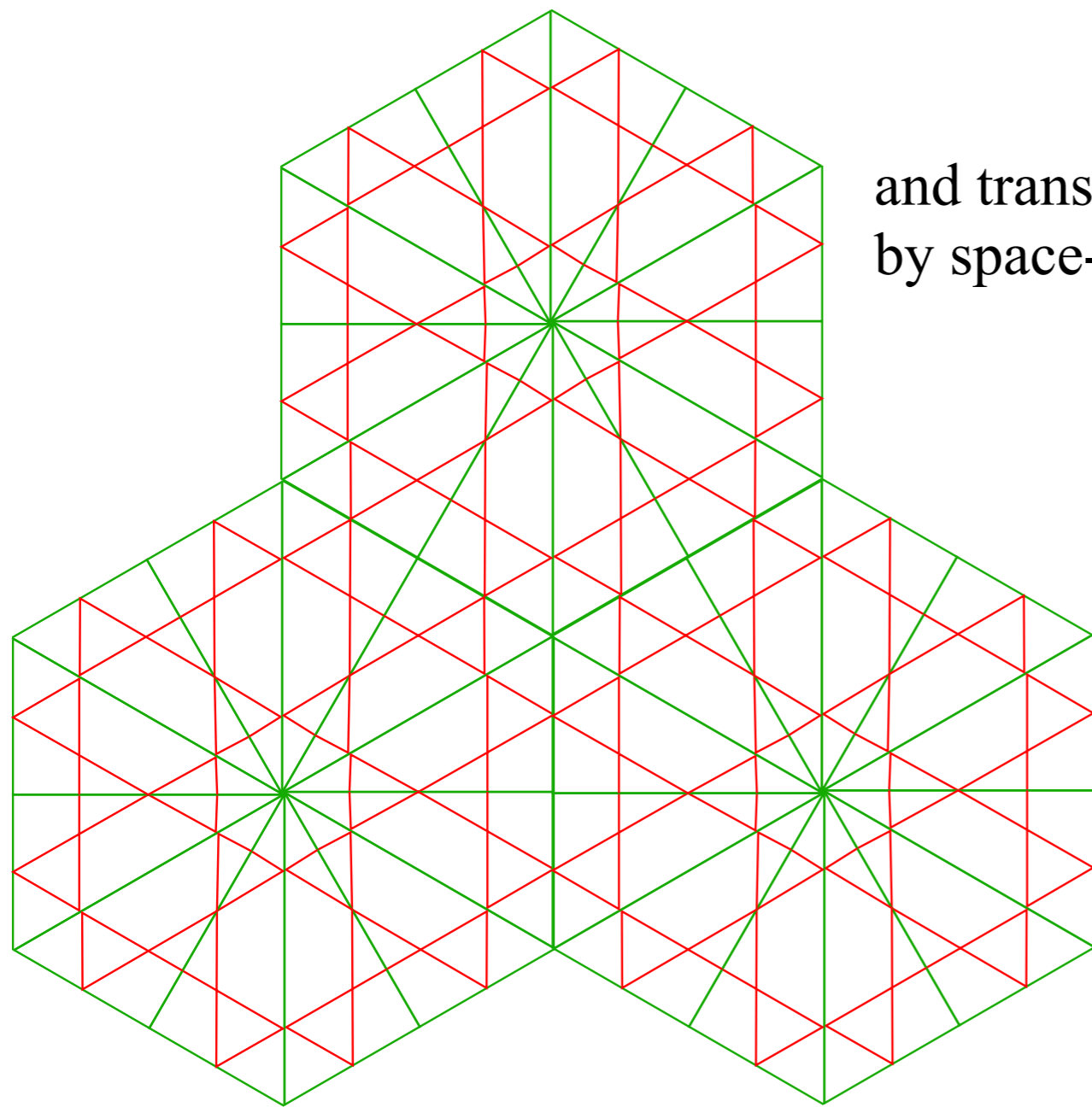
*Scaled  $y$  down by  $1/\sqrt{3}=0.577$*



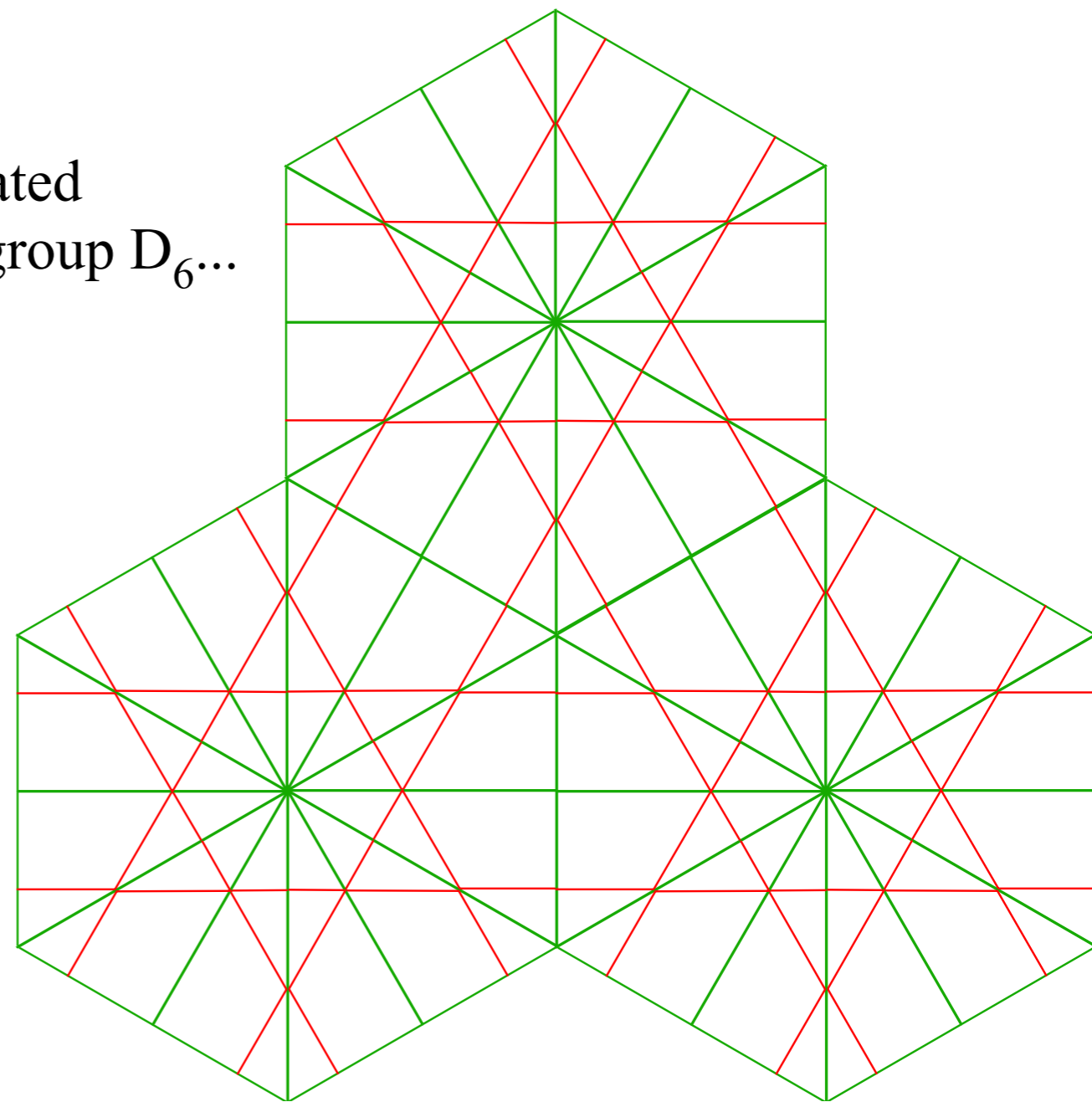
and reflected...

*..or could have scaled  $x$  up by  $\sqrt{3}=1.732$*

and transformed by the rest of  $D_6$ ...



and translated  
by space-group  $D_6$ ...



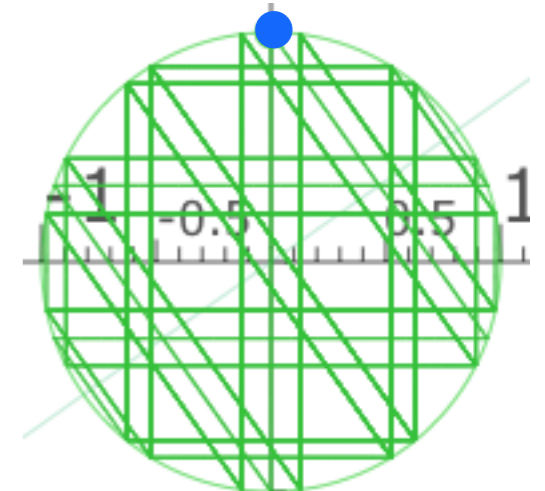
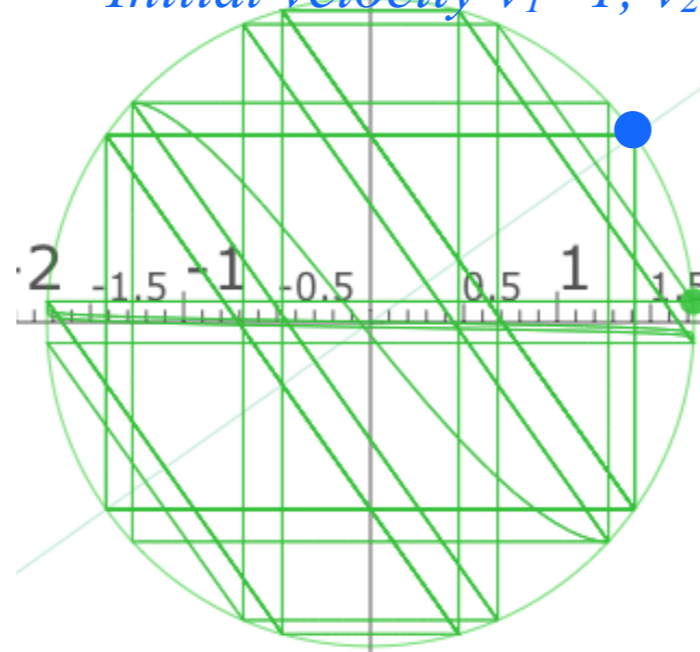
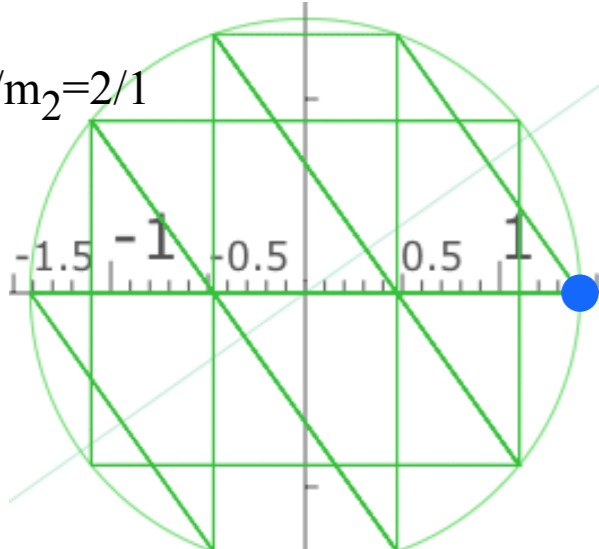
...they're just straight lines going forever.

Initial velocity  $v_1=1, v_2=0$

Initial velocity  $v_1=1, v_2=1$

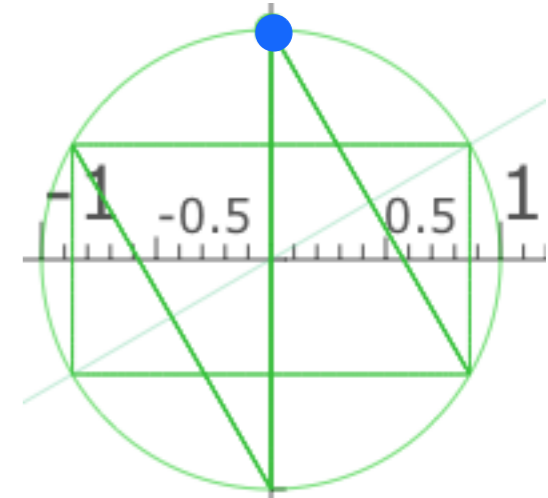
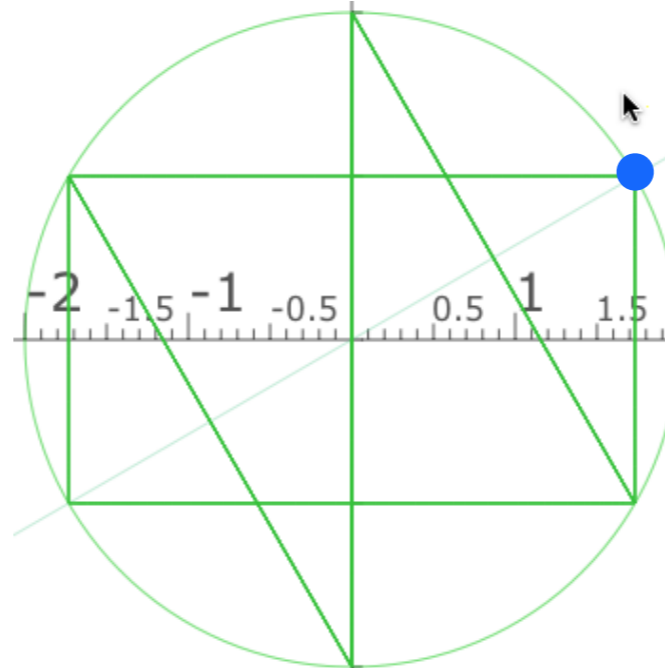
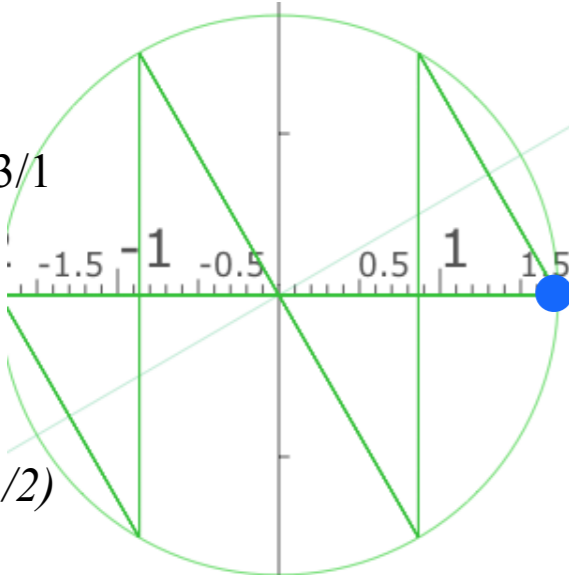
Initial velocity  $v_1=0, v_2=1$

$M_1/m_2=2/1$



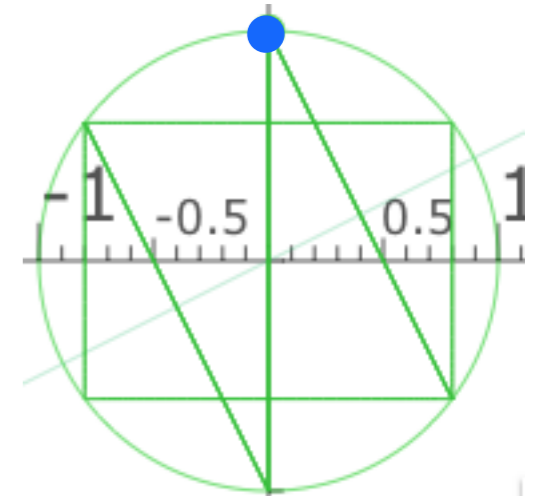
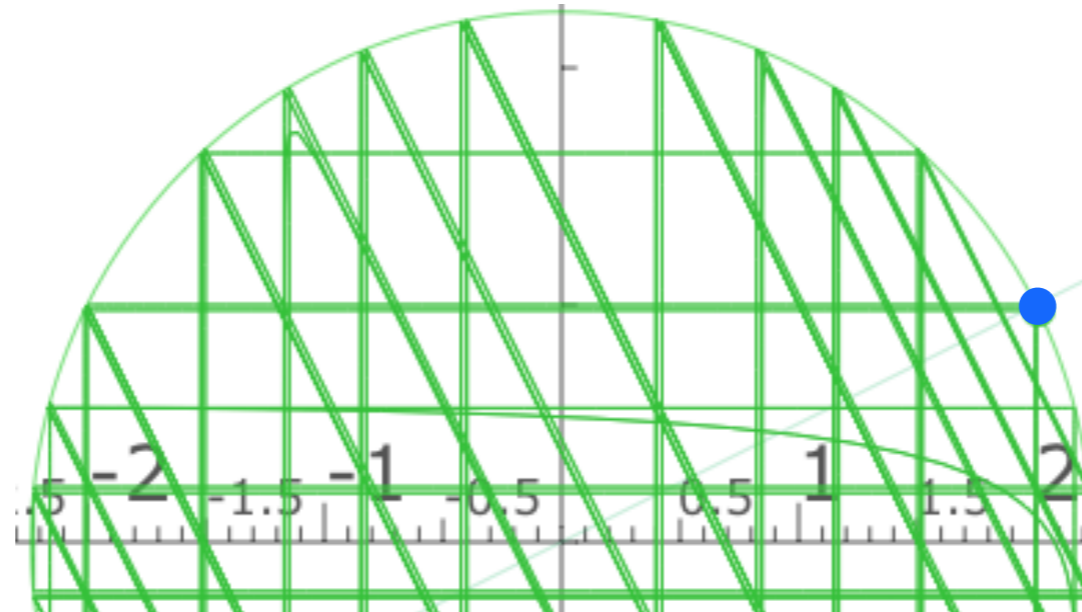
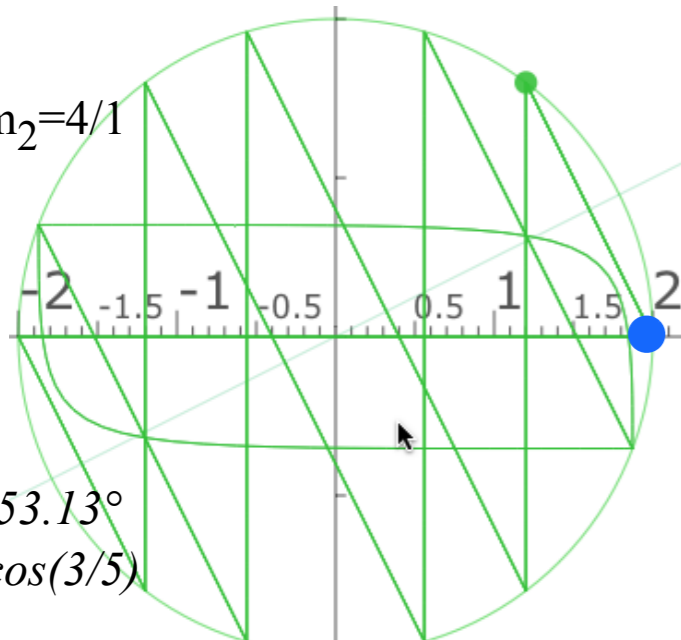
$\phi = \text{Acos}(M_1-m_2)/(M_1+m_2)$   
 $= \text{Acos}(1/3) = 70.53^\circ$

$M_1/m_2=3/1$



$\phi = 60^\circ$   
 $= \text{Acos}(1/2)$

$M_1/m_2=4/1$



$\phi = 53.13^\circ$   
 $= \text{Acos}(3/5)$

# Geometric "Integration" (Converting Velocity data to Spacetime)

## Kinetic Energy Ellipse

$$KE = \frac{1}{2} M_1 V_1^2 + \frac{1}{2} M_2 V_2^2 = \frac{7}{2} + \frac{1}{2} = 4$$

$$1 = \frac{V_1^2}{2KE / M_1} + \frac{V_2^2}{2KE / M_2} = \frac{x_1^2}{a_1^2} + \frac{x_2^2}{a_2^2}$$

Ellipse radius 1

$$a_1 = \sqrt{2KE / M_1}$$

$$= \sqrt{2KE / 7}$$

$$= \sqrt{8/7}$$

$$= 1.07$$

Ellipse radius 2

$$a_2 = \sqrt{2KE / M_2}$$

$$= \sqrt{2KE / 1}$$

$$= \sqrt{8/1}$$

$$= 2.83$$

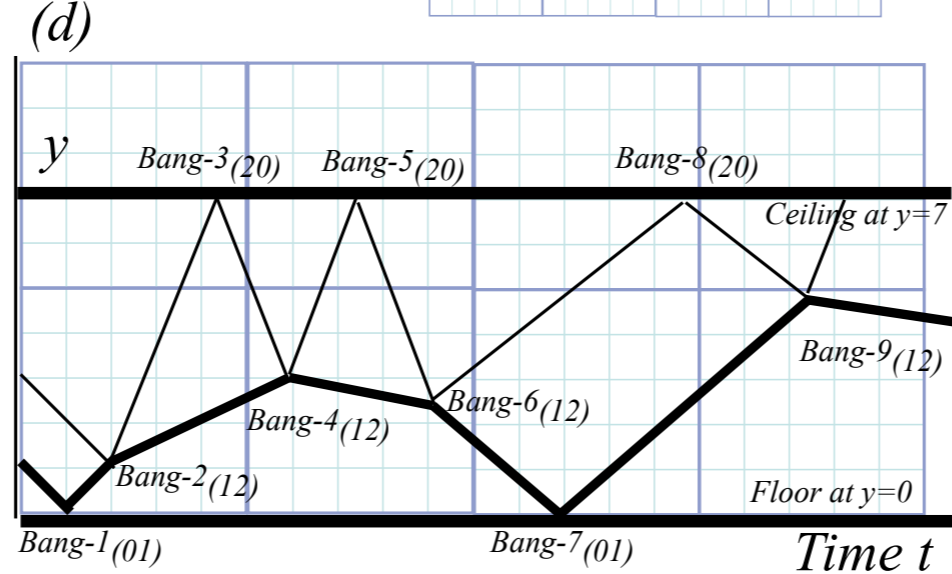
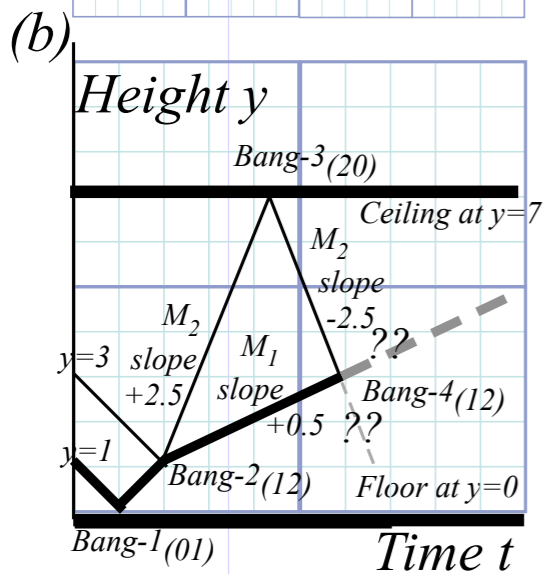
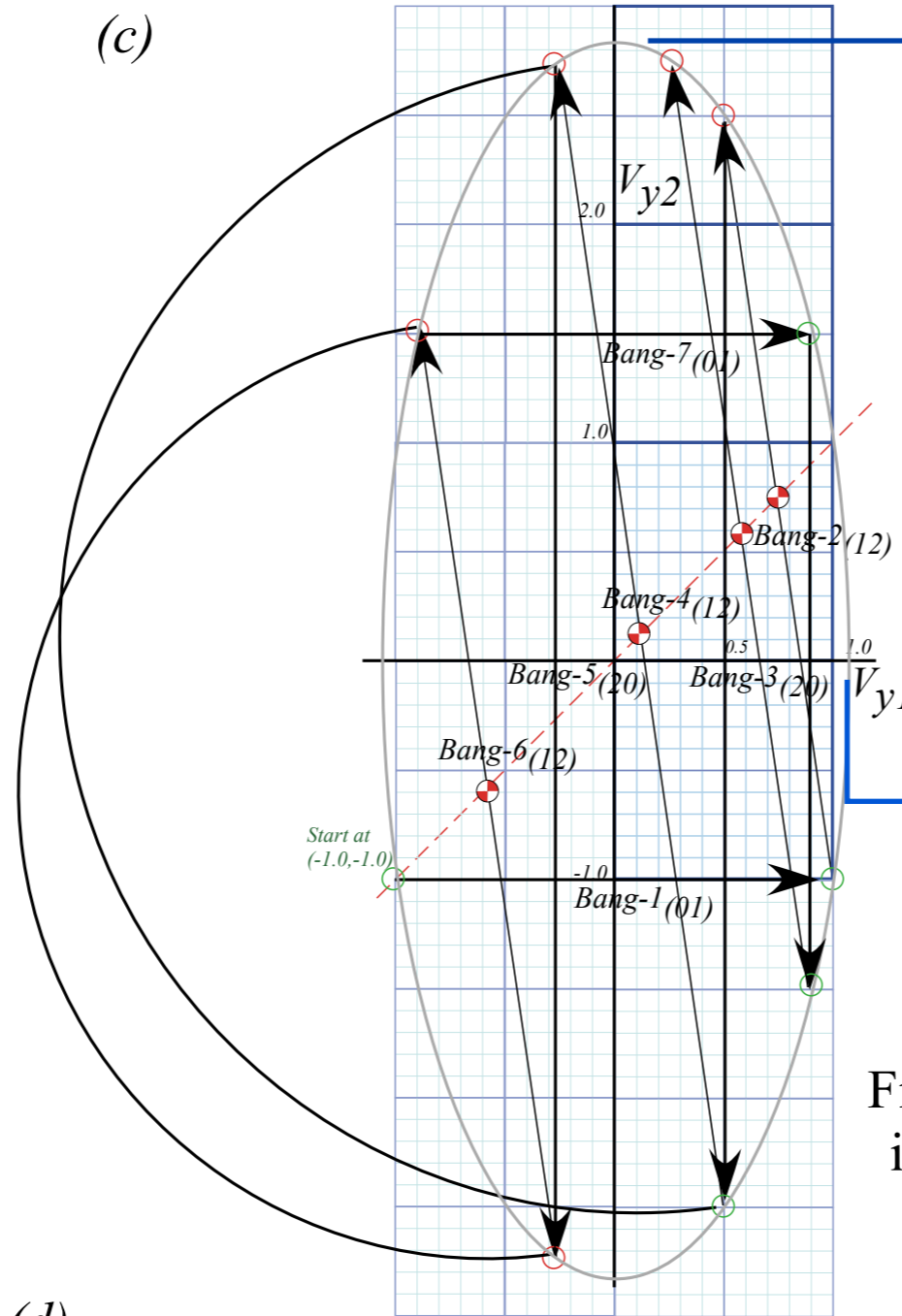
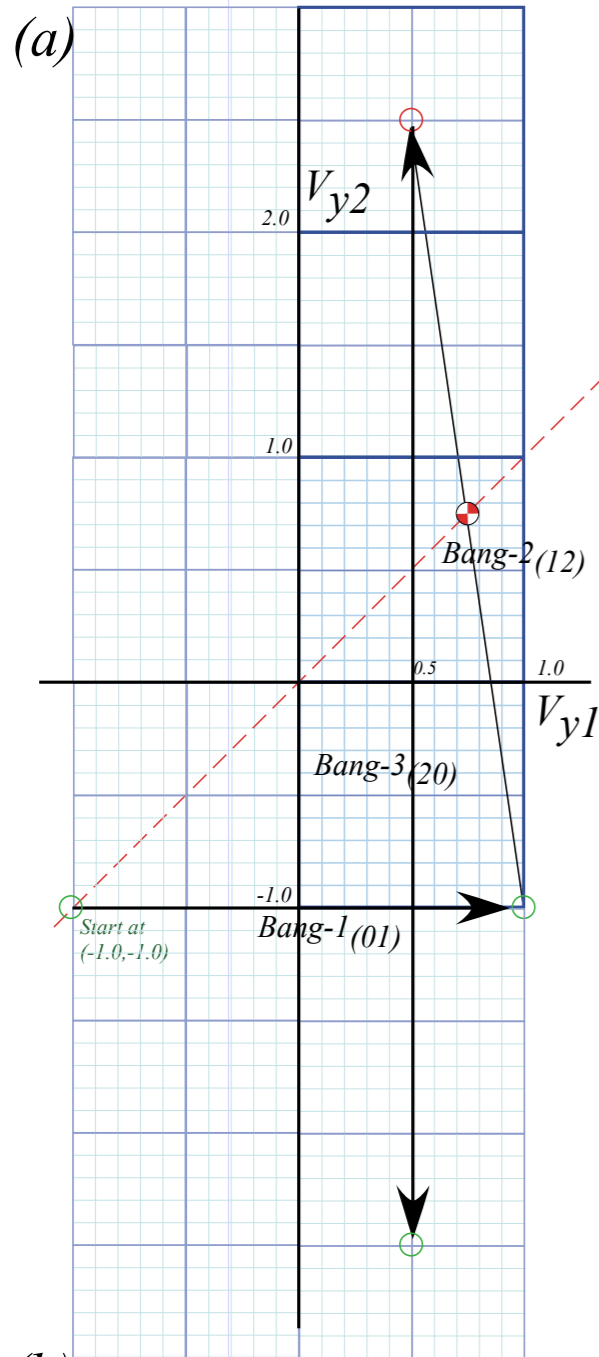


Fig. 4.7a-d  
in Unit 1

Geometric "Integration" (Converting Velocity data to Spacetime)

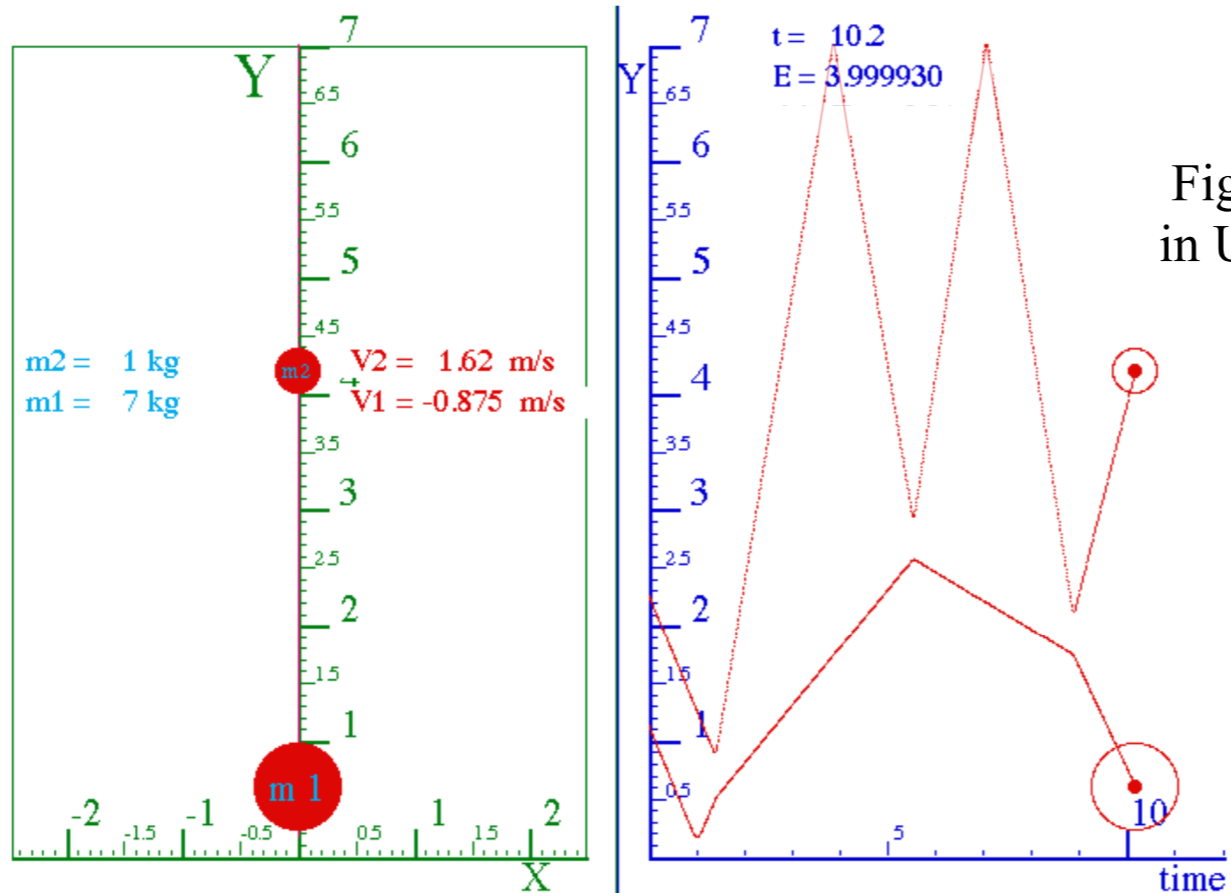


Fig. 4.8  
in Unit 1

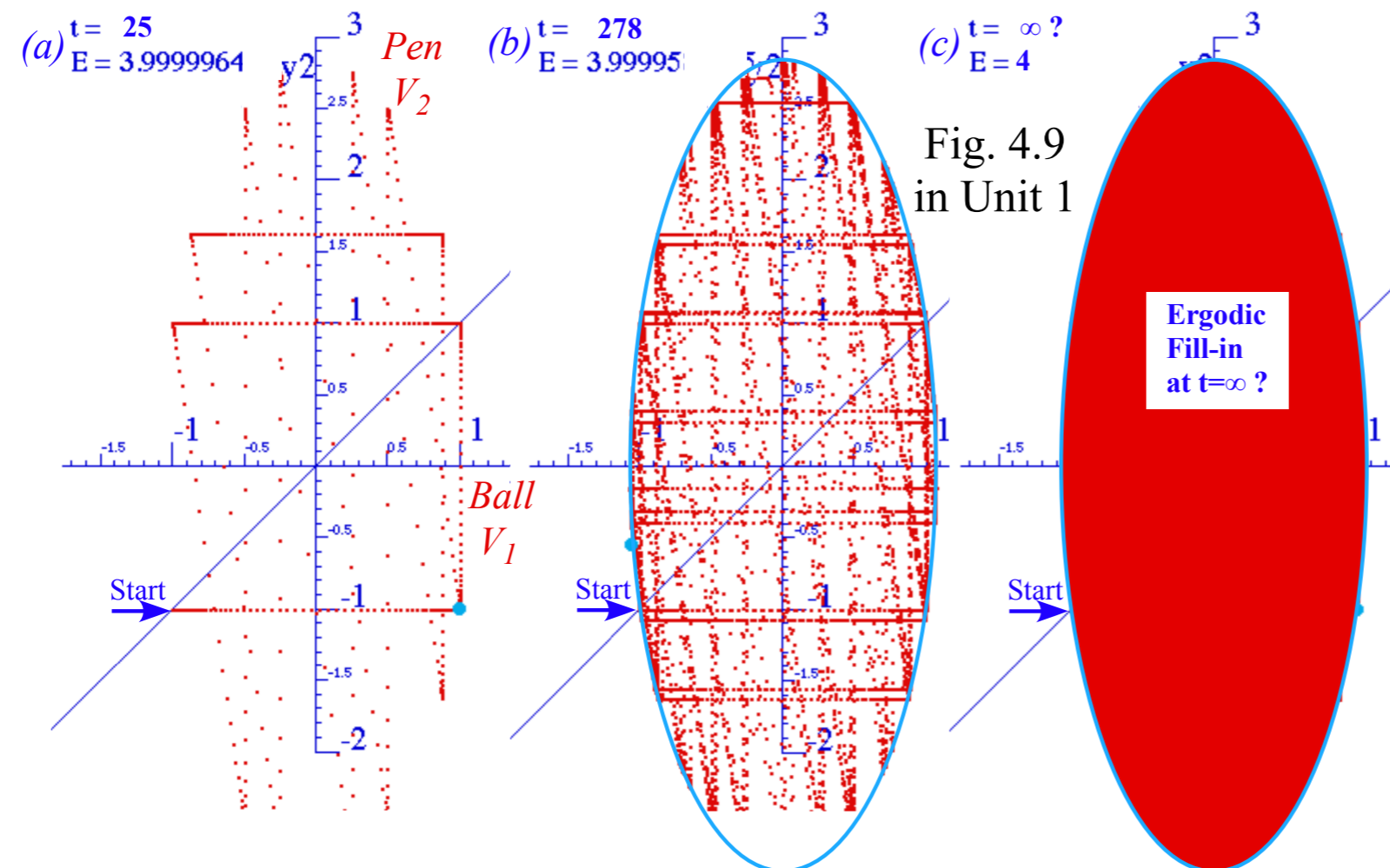


Fig. 4.9  
in Unit 1



### *Exercise 1.4.1 and Exercise 1.4.2*

*Exercise 1.4.1:* (a) Construct a bounce sequence plot of a mass ratio  $m_1 : m_2 = 4:1$  with the following initial values

$(x_1(0)=1.5, x_2(0)=3.0, v_1(0)=-1, v_2(0)=-1)$  and ceiling height  $y_{max}=7.0$ . This  $4:1$  case is quasi-periodic. The collision sequence in the  $(v_1, v_2)$  plot path appears to repeat several steps then jumps to make new paths. Does the  $(x_1, x_2)$  plot also repeat those steps? Draw both plots for at least 16 collisions to analyze the sequences.

(b) Show that, with initial values  $(x_1(0)=1.5, x_2(0)=3.0, v_1(0)=1, v_2(0)=0)$ , the collision sequence is periodic after 12 steps in both the  $(v_1, v_2)$  plot and the  $(x_1, x_2)$  plot.

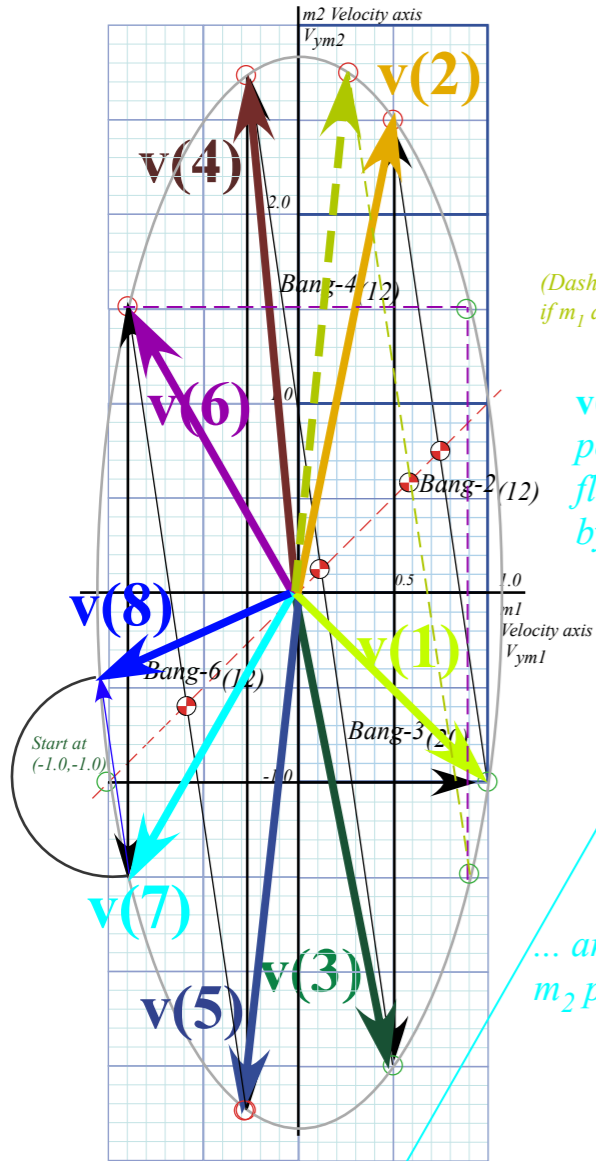
*Exercise 1.4.2:* Continue the  $(v_1, v_2)$  and  $(x_1, x_2)$  collision plots begun in class and shown in Fig. 4.7 and Fig. 4.11.

Continue until you reach the “gameover” point of last possible  $M_1$ - $M_2$  collision assuming the floor is open after *Bang-1* so both masses can fall thru indefinitely. Show where is this last last collision.

*Exercise 1.4.2 solutions from Assignment 2 are given first followed by detailed solutions of Exercise 1.4.1 from Assignment 2.*

Solutions to Exercise 1.4.2 (Fig. 1.4.12 completion)

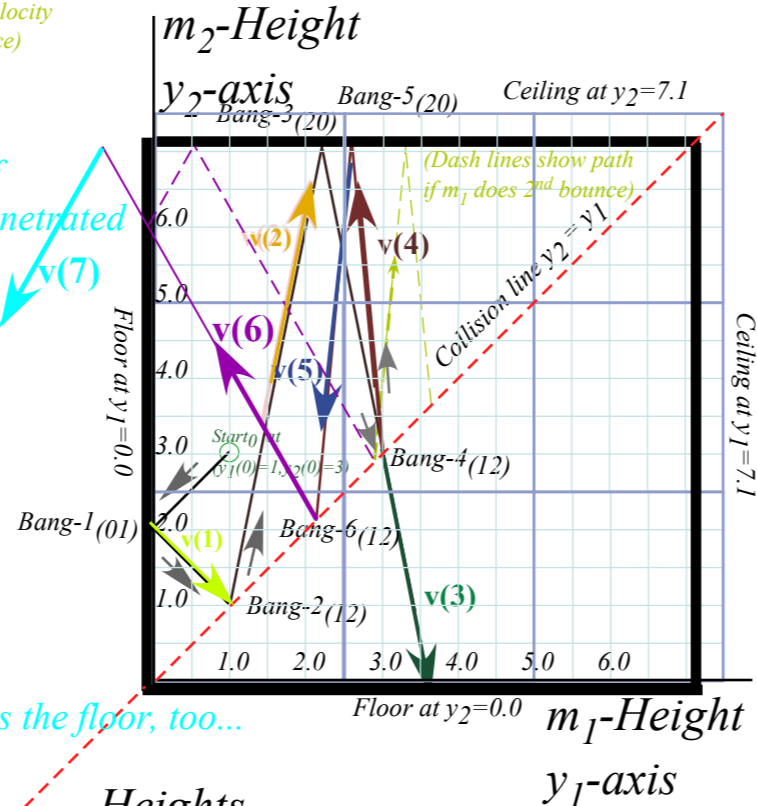
- Step-2: Extend  $v(2)$  line to ceiling point  $y(3)=(?, 7.1)$  and draw Bang-3(20) velocity  $v(3)=(1, -1)$  line. (Find  $v(3)$  using V-V plot.)
- Step-3: Extend  $v(3)$  line to collision point  $y(4)=(?, ?)$  and draw Bang-4(12) velocity  $v(4)=(0.5, 2.5)$ . (Find  $v(4)$  using V-V plot.)
- Step-4: Extend  $v(4)$  line to ceiling point  $y(4)=(?, 7.1)$  and draw Bang-5(20) velocity  $v(5)=(1, -1)$  line. (Find  $v(5)$  using V-V plot.)
- Step-5: Extend  $v(5)$  line to collision point  $y(6)=(?, ?)$  and draw Bang-6(12) velocity  $v(6)=(0.5, 2.5)$ . (Find  $v(6)$  using V-V plot.)



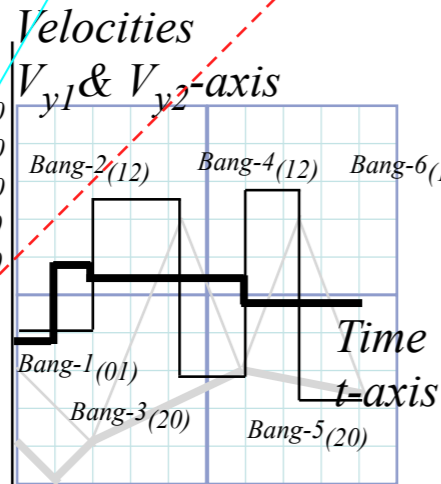
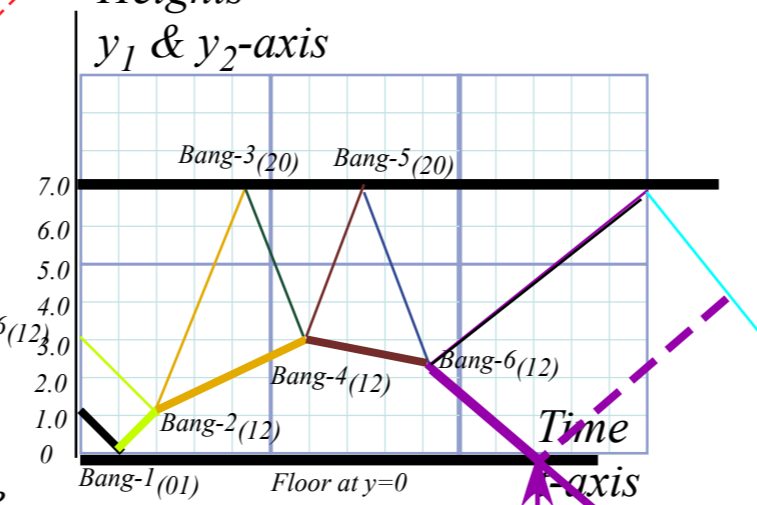
(Dash lines show velocity if  $m_1$  does 2<sup>nd</sup> bounce)

$v(7)$  only possible if floor is penetrated by  $m_1$  ...

... and later  $m_2$  penetrates the floor, too...



Heights  $y_1$  &  $y_2$ -axis

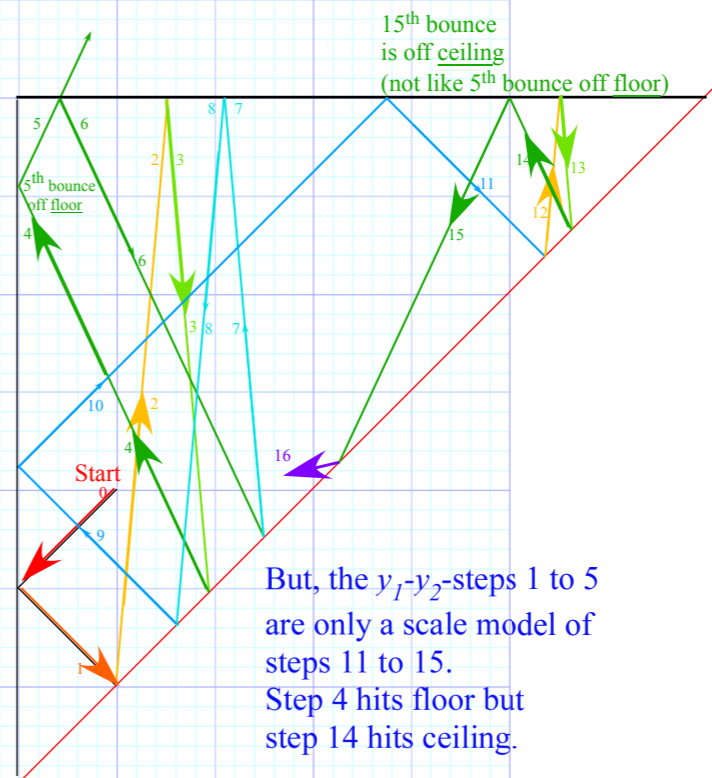
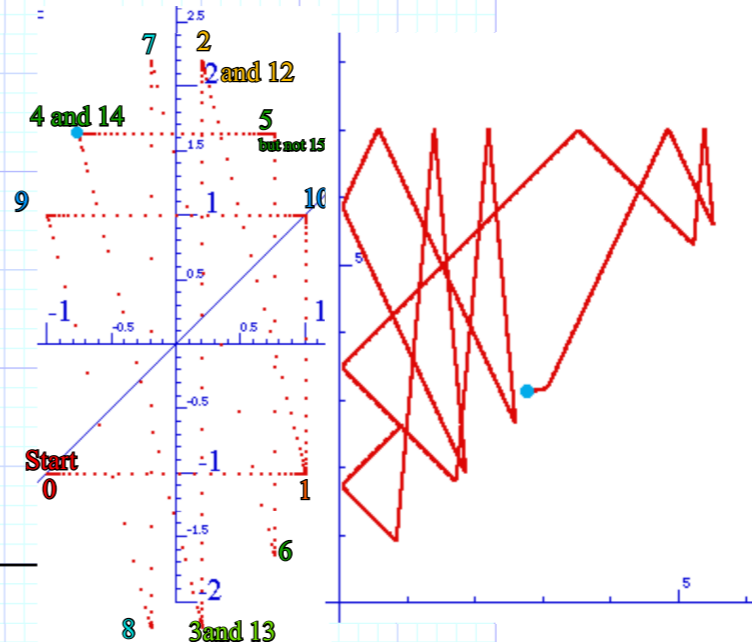
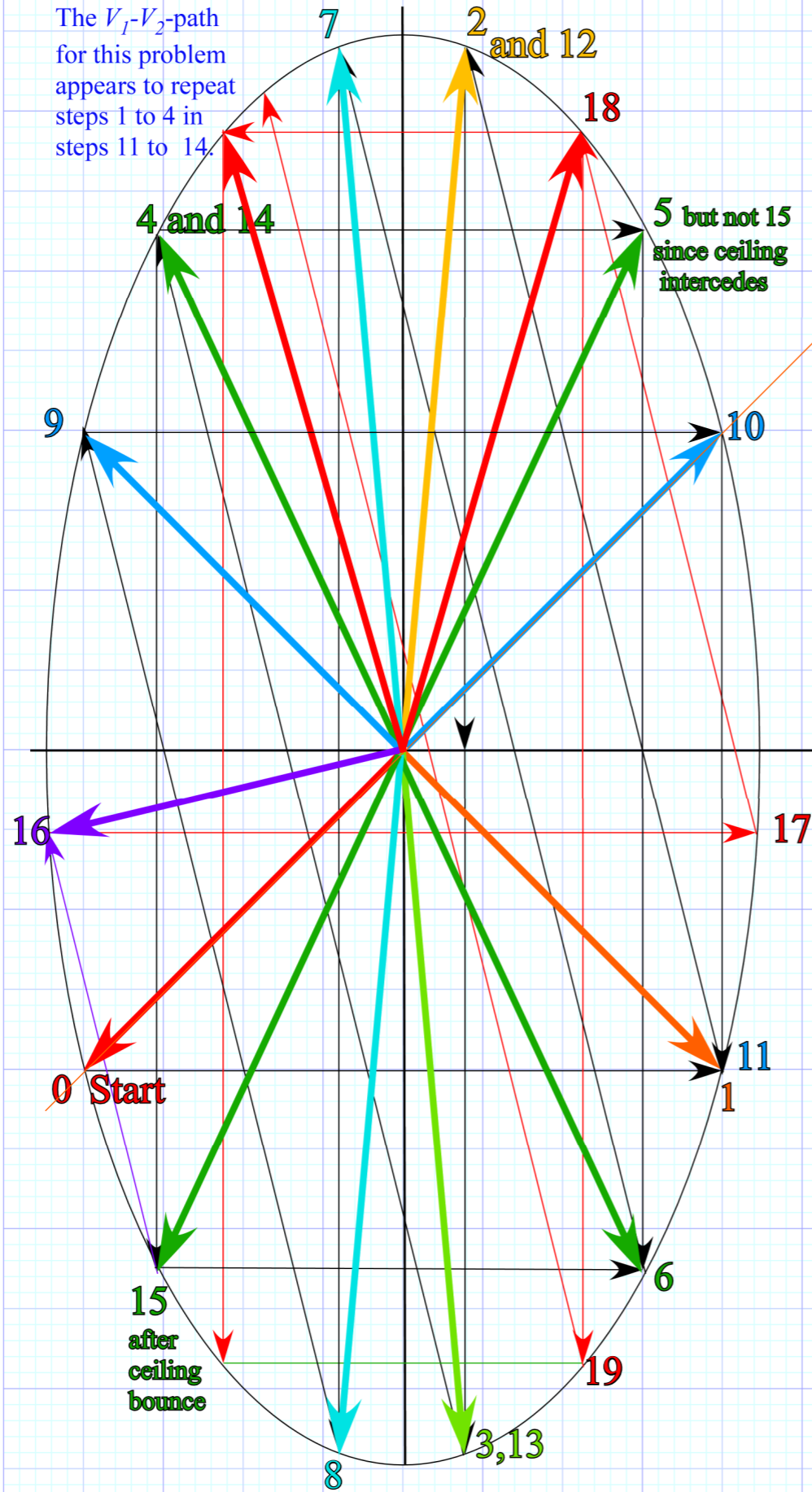


"Gameover collision" occurs way down here!

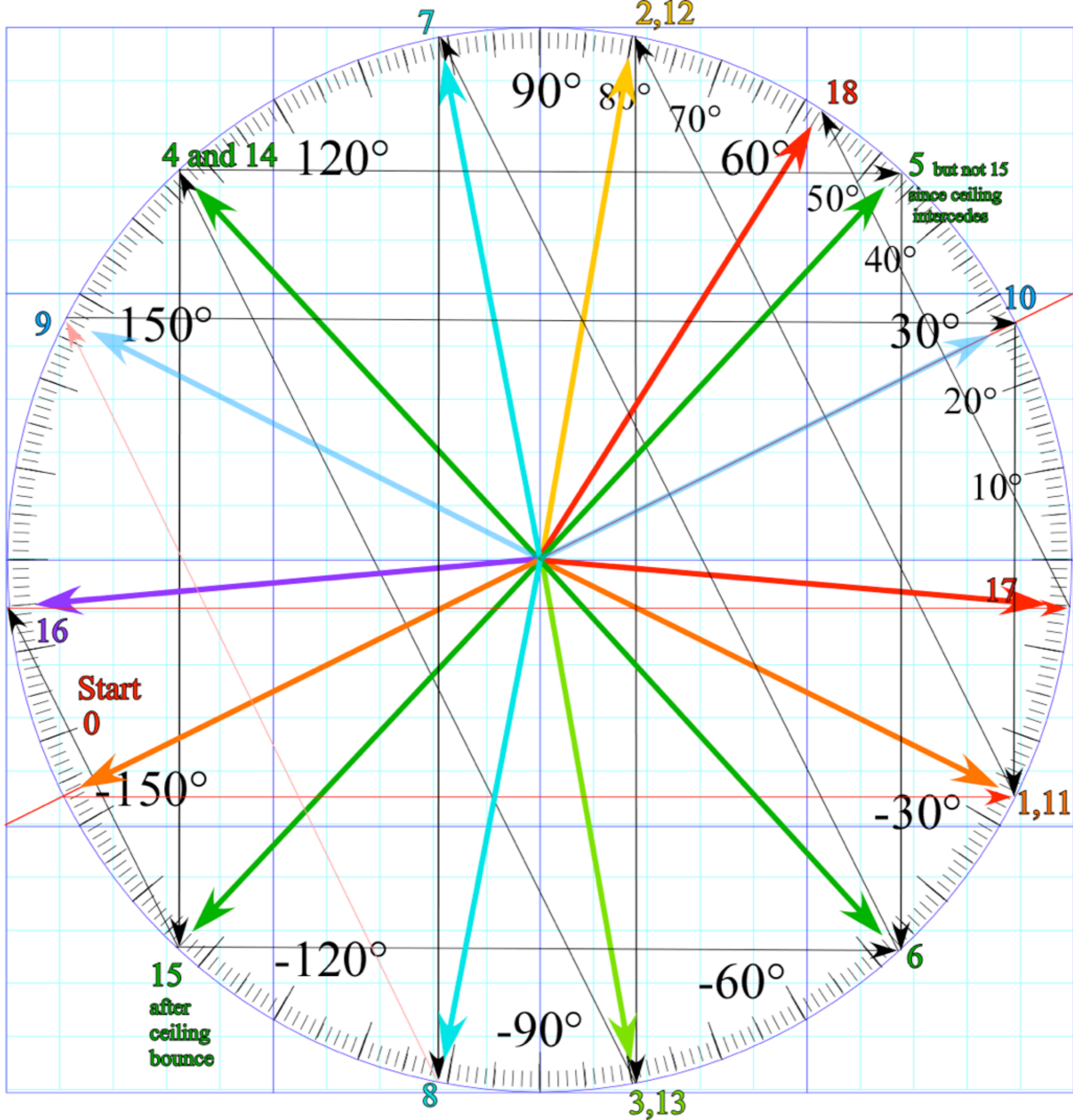
$v(8)$

First part of Exercise 1.4.1 has pen-ball initial values  $v_1(0) = -1 = v_2(0)$

The  $V_1$ - $V_2$ -path for this problem appears to repeat steps 1 to 4 in steps 11 to 14.

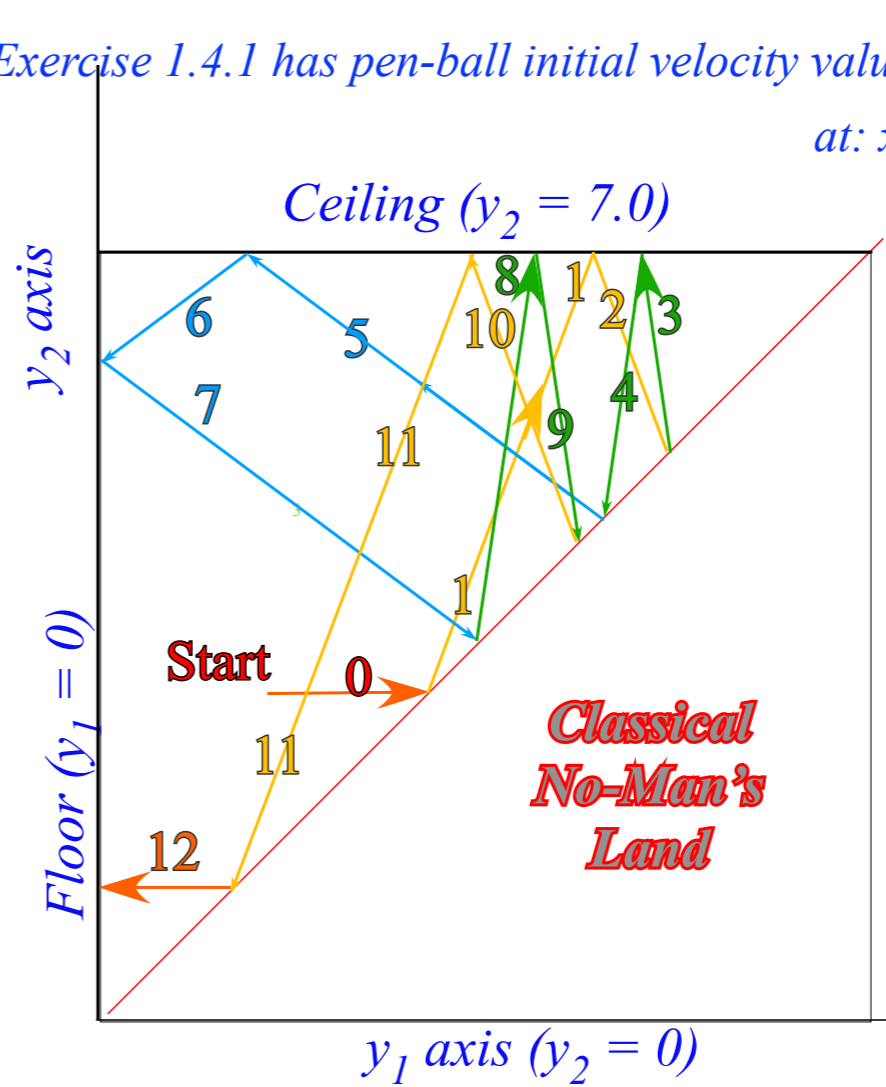
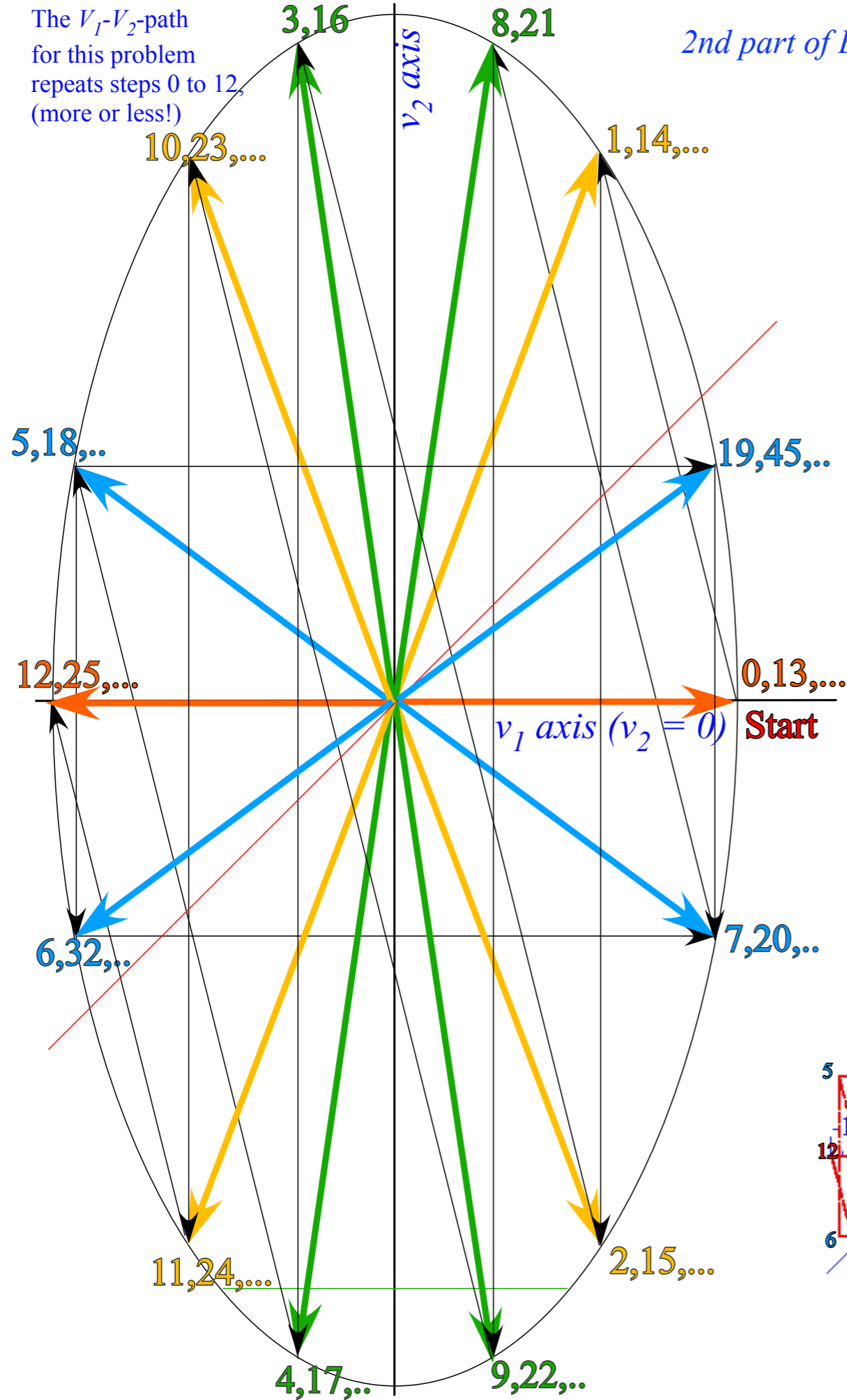


But, the  $y_1$ - $y_2$ -steps 1 to 5 are only a scale model of steps 11 to 15. Step 4 hits floor but step 14 hits ceiling.

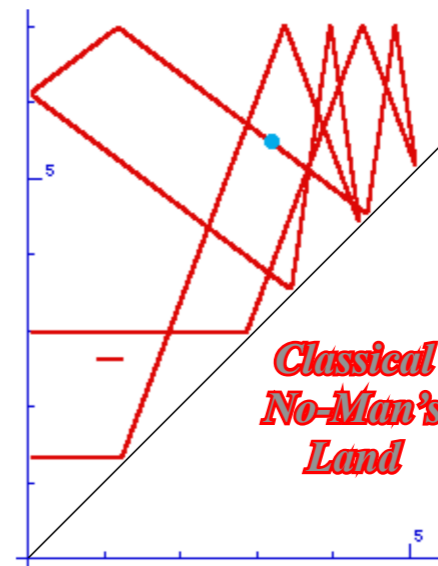
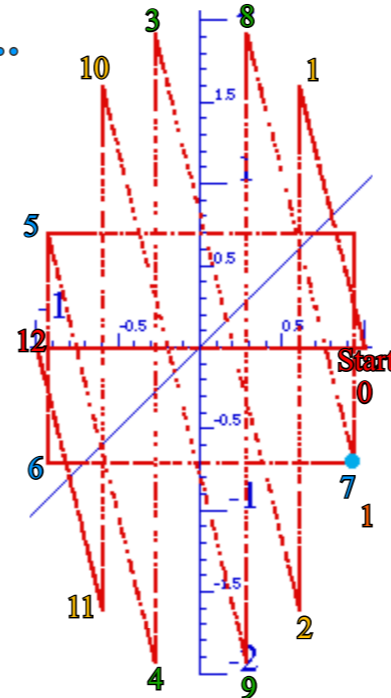


The  $V_1$ - $V_2$ -path for this problem repeats steps 0 to 12, (more or less!)

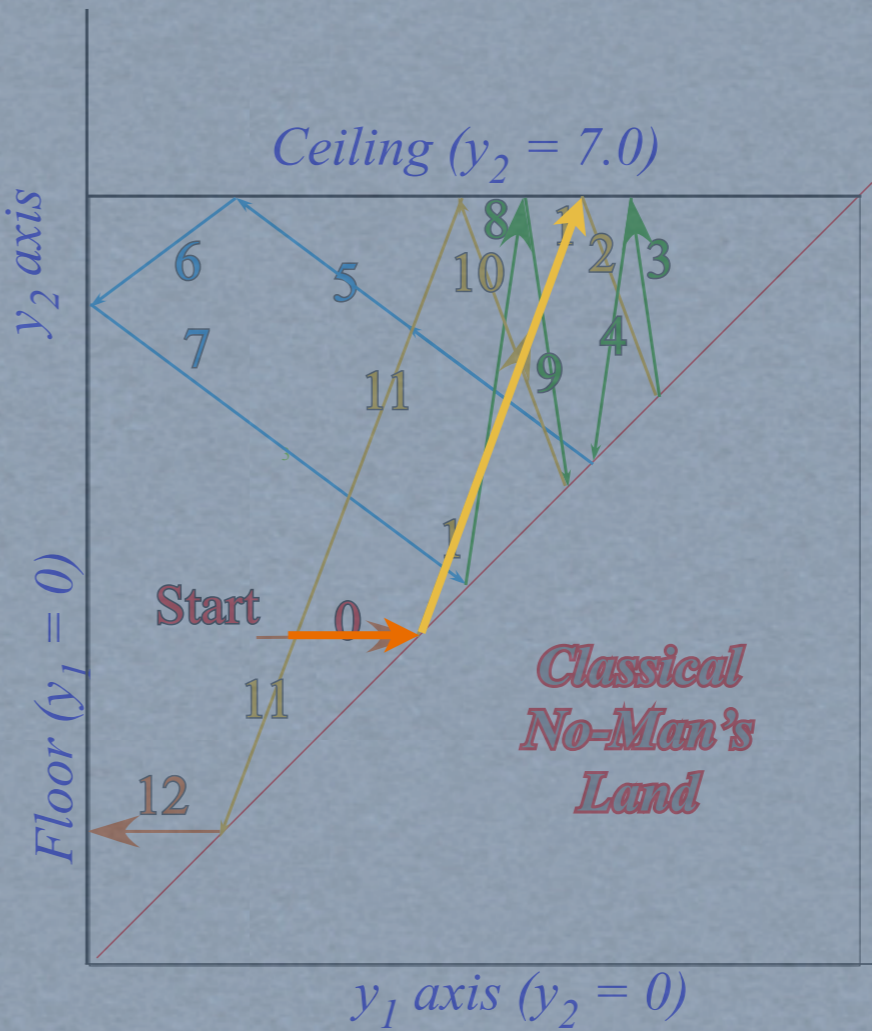
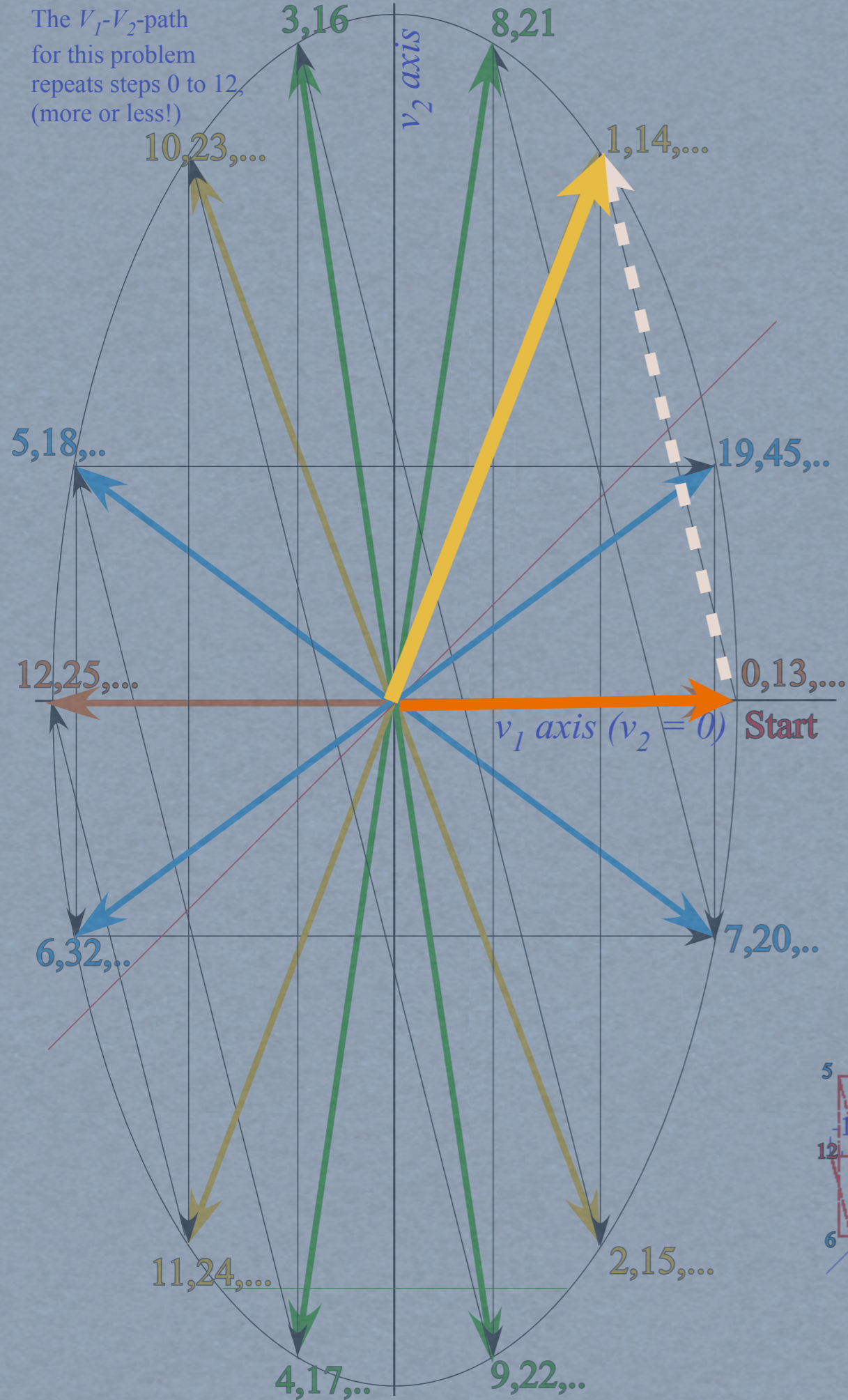
2nd part of Exercise 1.4.1 has pen-ball initial velocity values  $v_1(0)=1$  and  $v_2(0)=0$  at:  $x_1(0)=1.5$  and  $x_2(0)=3.0$



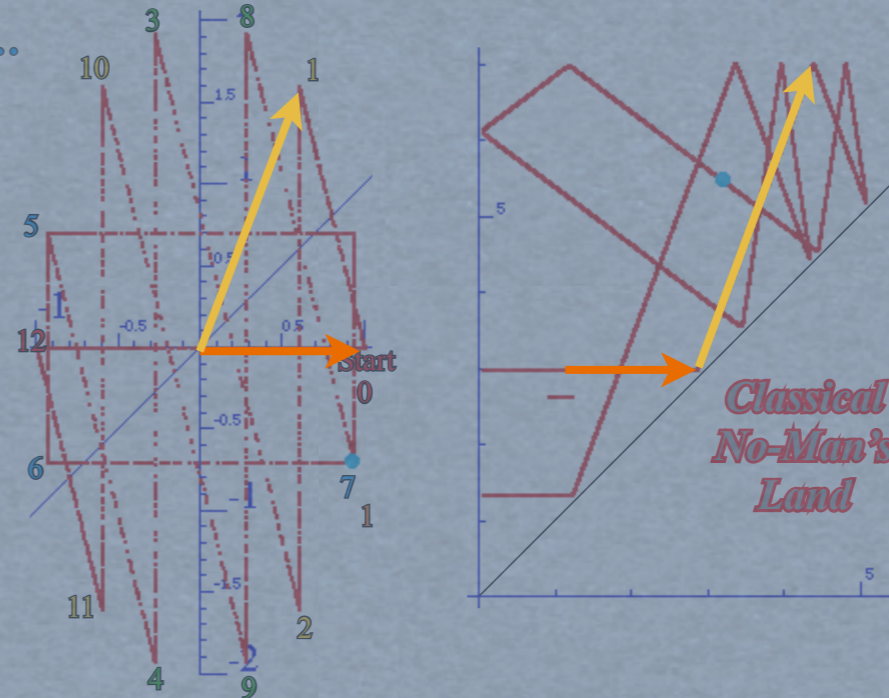
Simulations by *BounceIt*



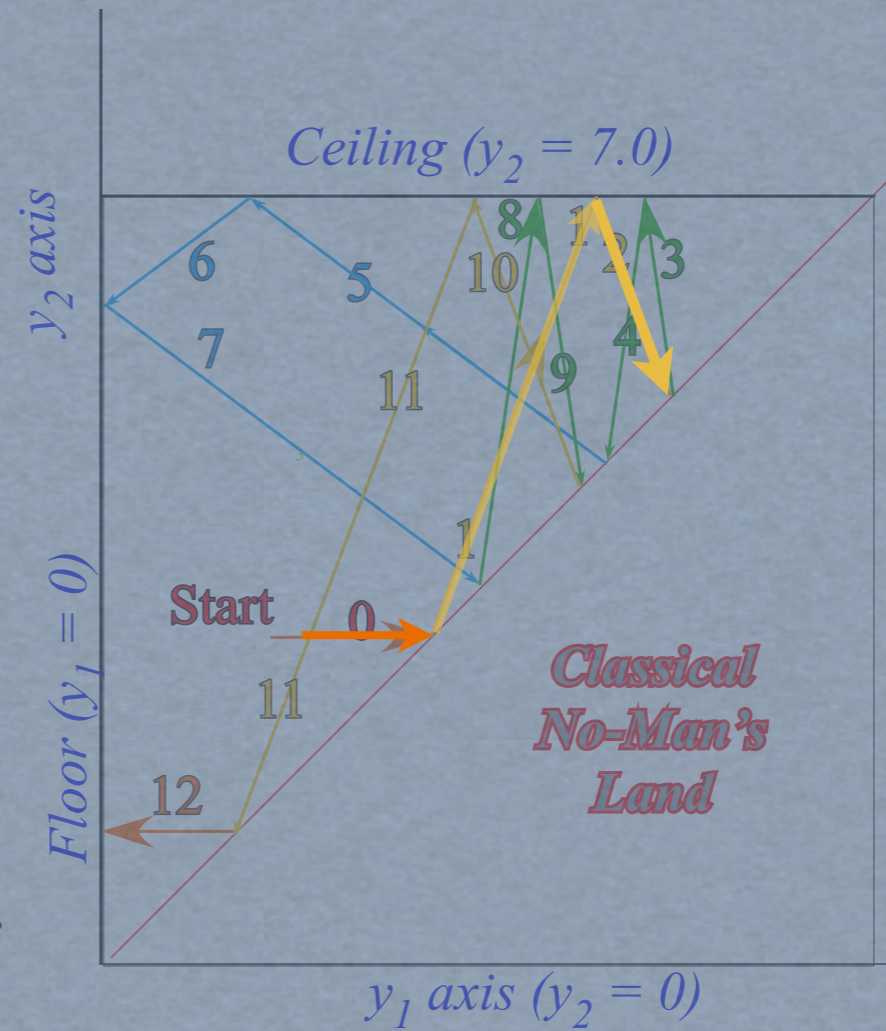
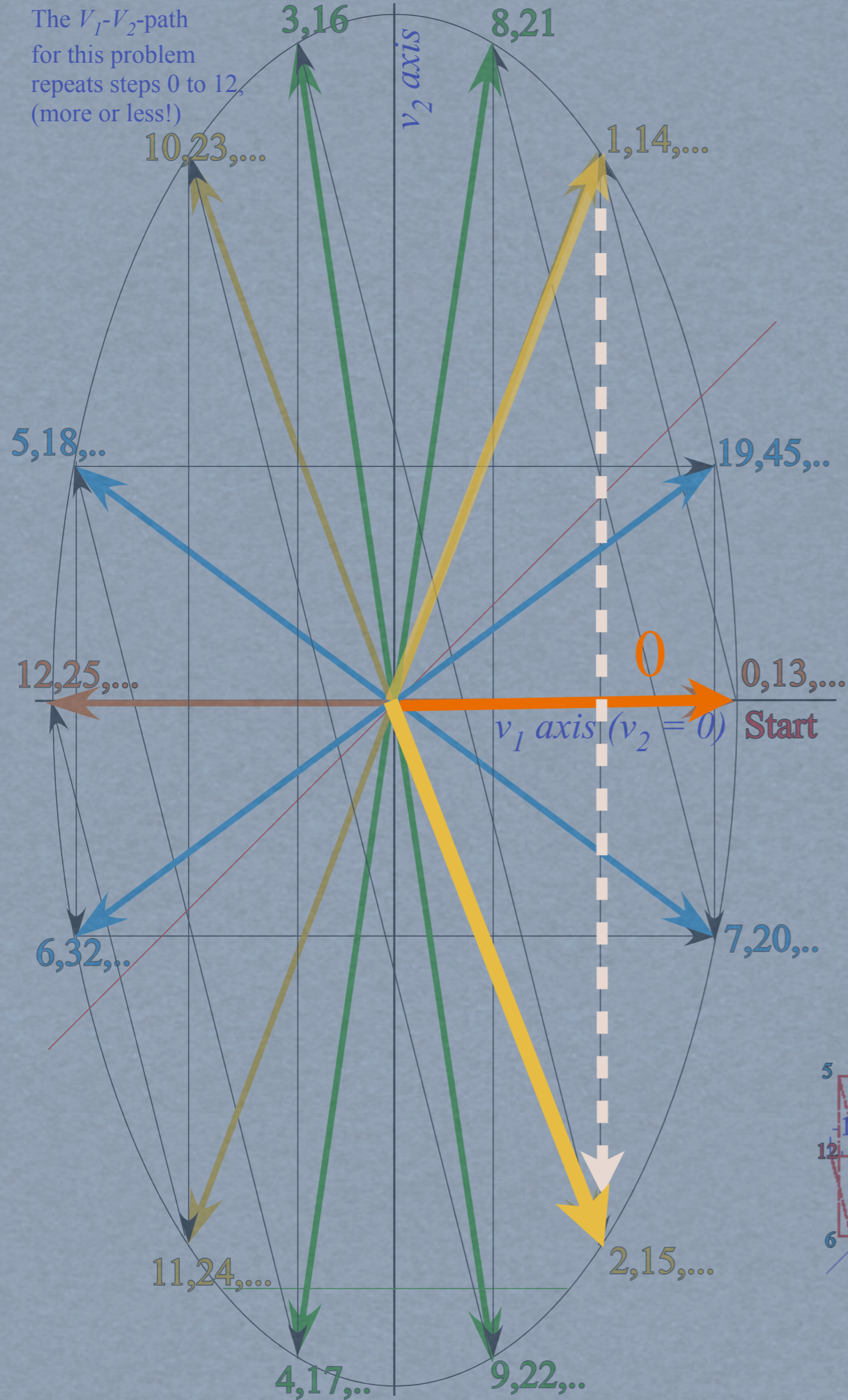
The  $V_1$ - $V_2$ -path for this problem repeats steps 0 to 12, (more or less!)



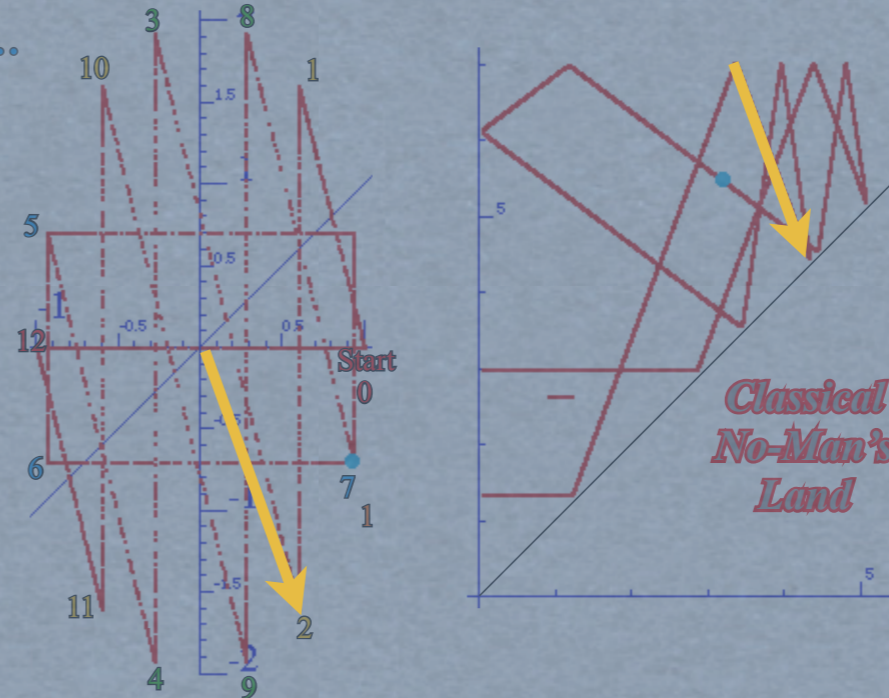
Simulations by BounceIt




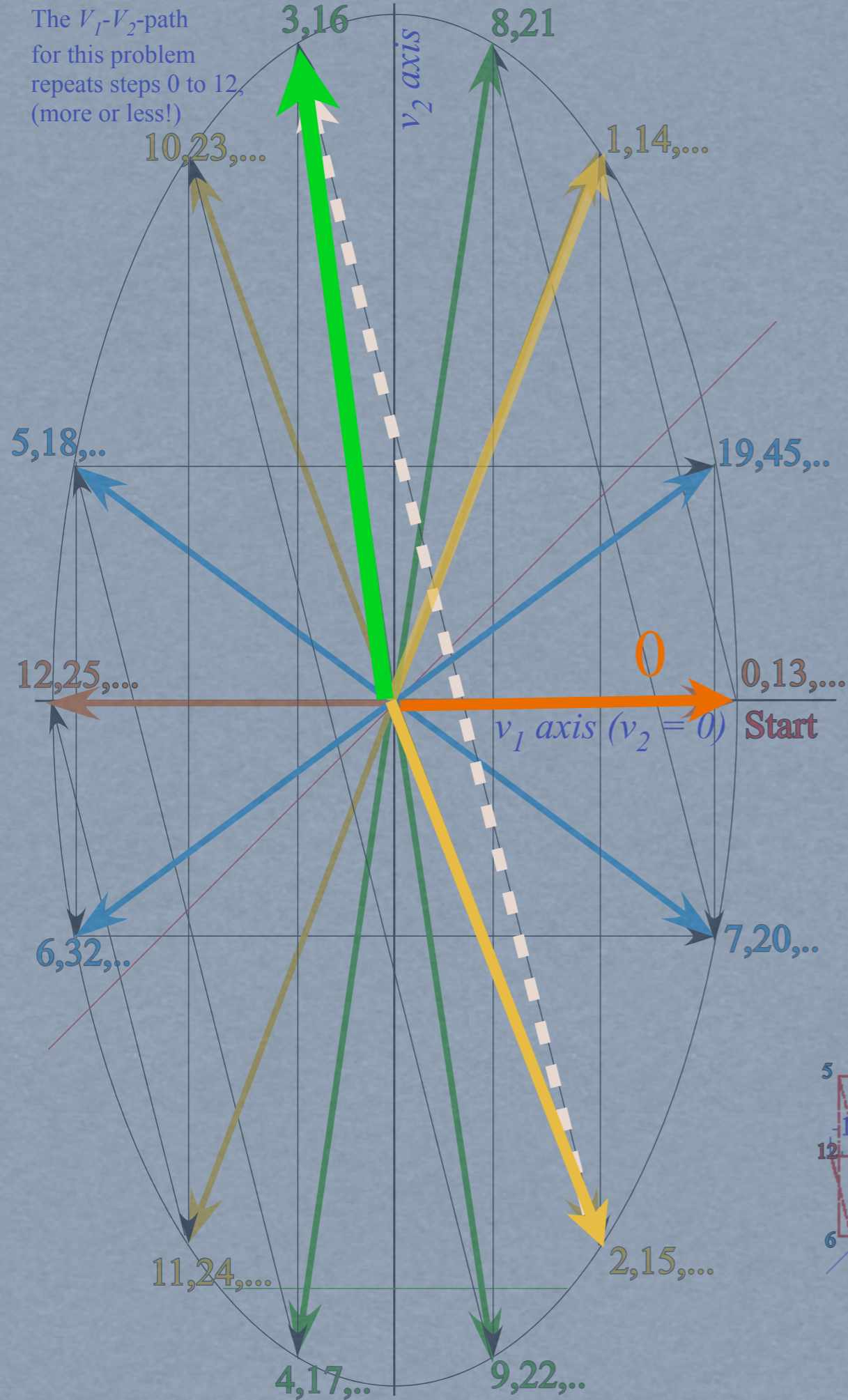
The  $V_1$ - $V_2$ -path  
for this problem  
repeats steps 0 to 12,  
(more or less!)



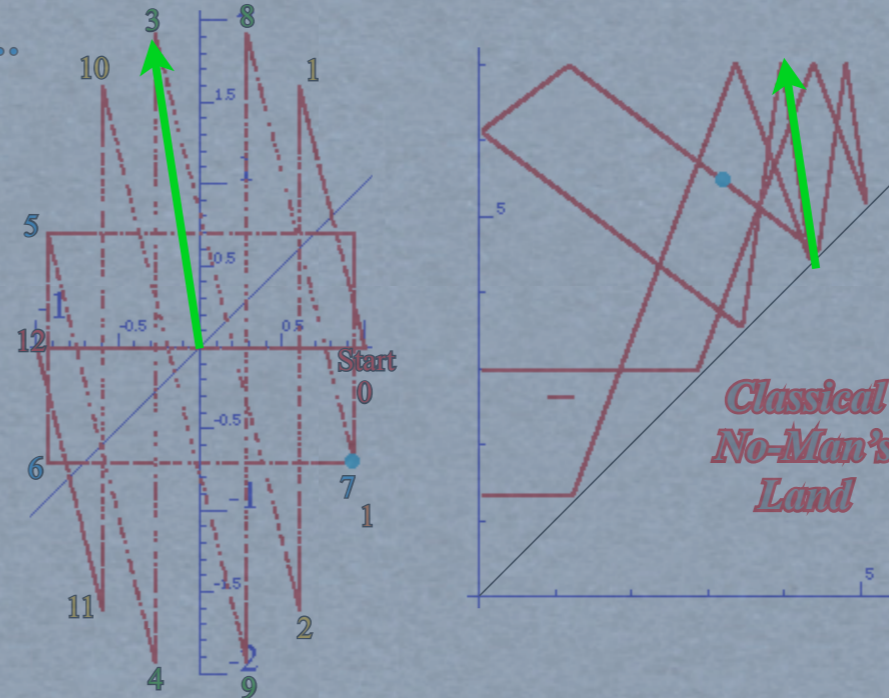
Simulations by *BounceIt*



The  $V_1$ - $V_2$ -path for this problem repeats steps 0 to 12, (more or less!)

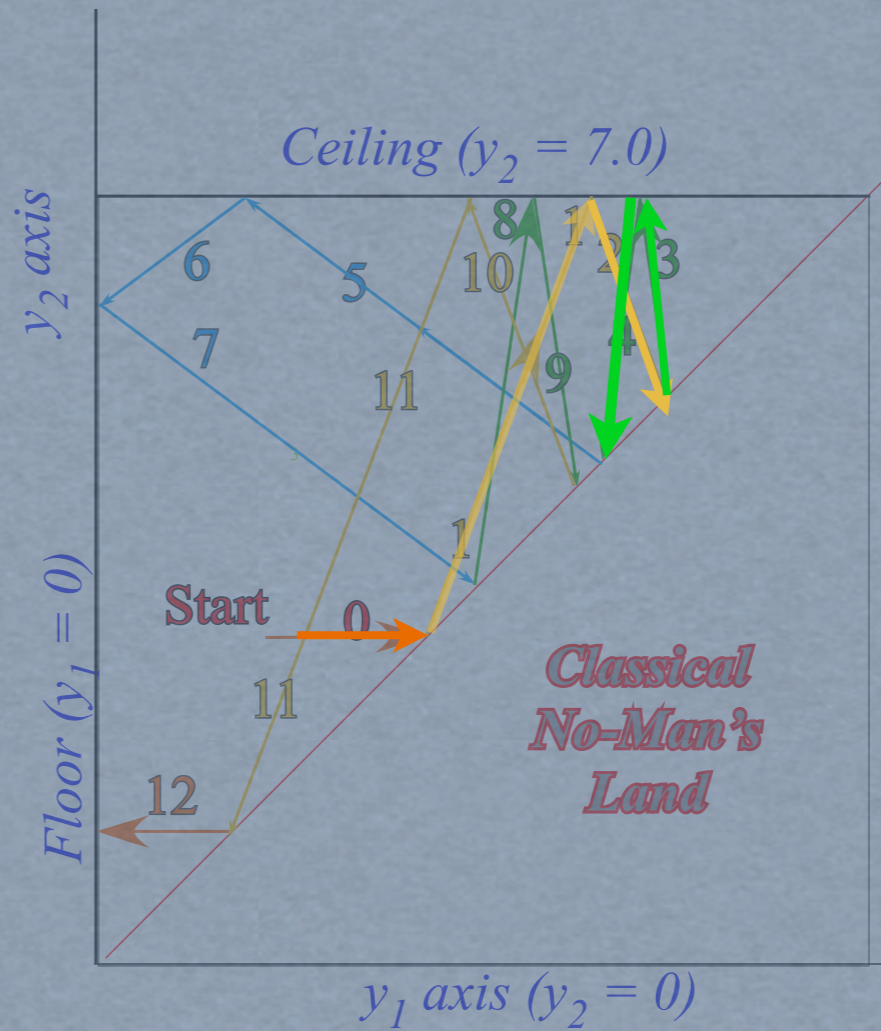
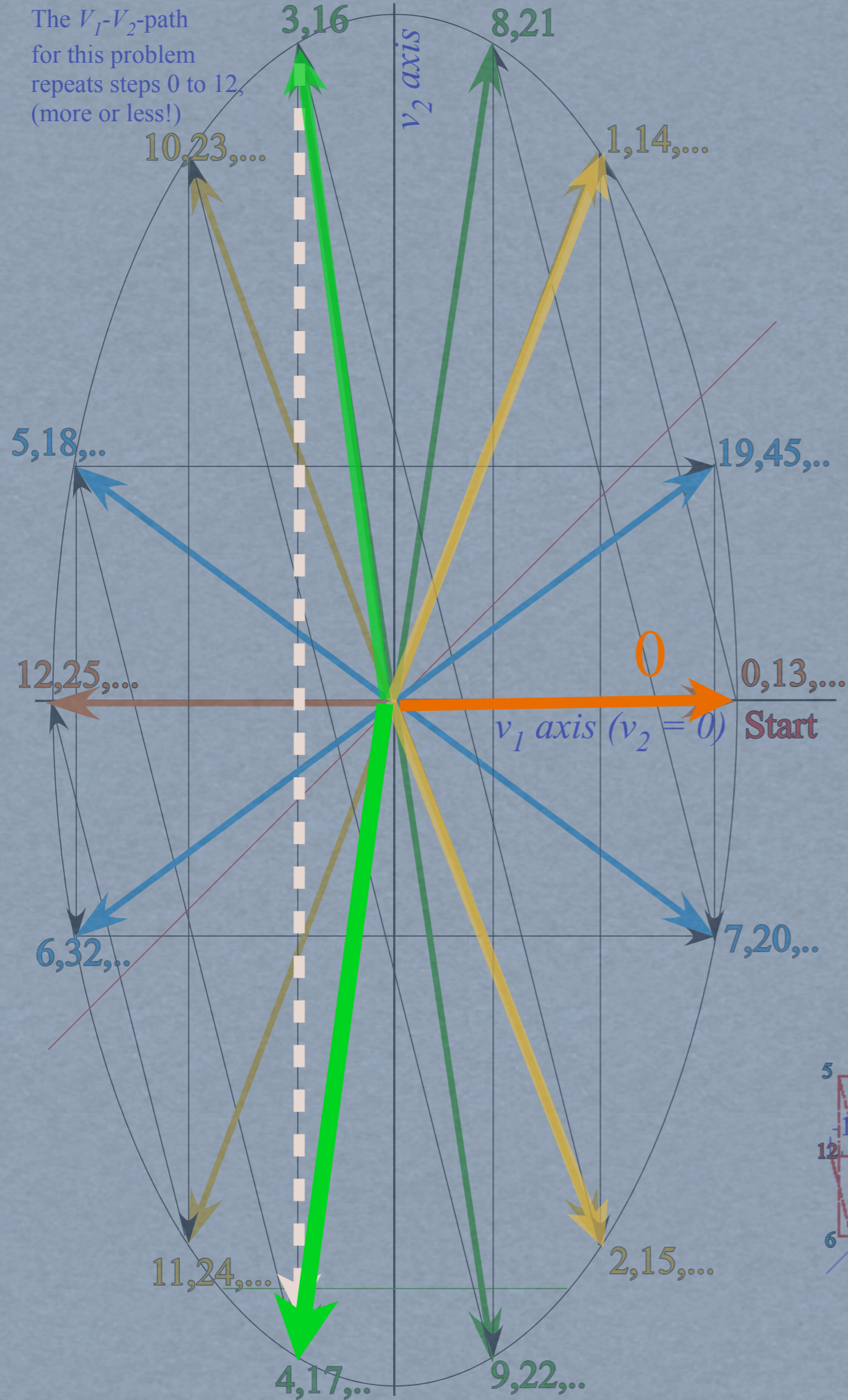


Simulations by *BounceIt*

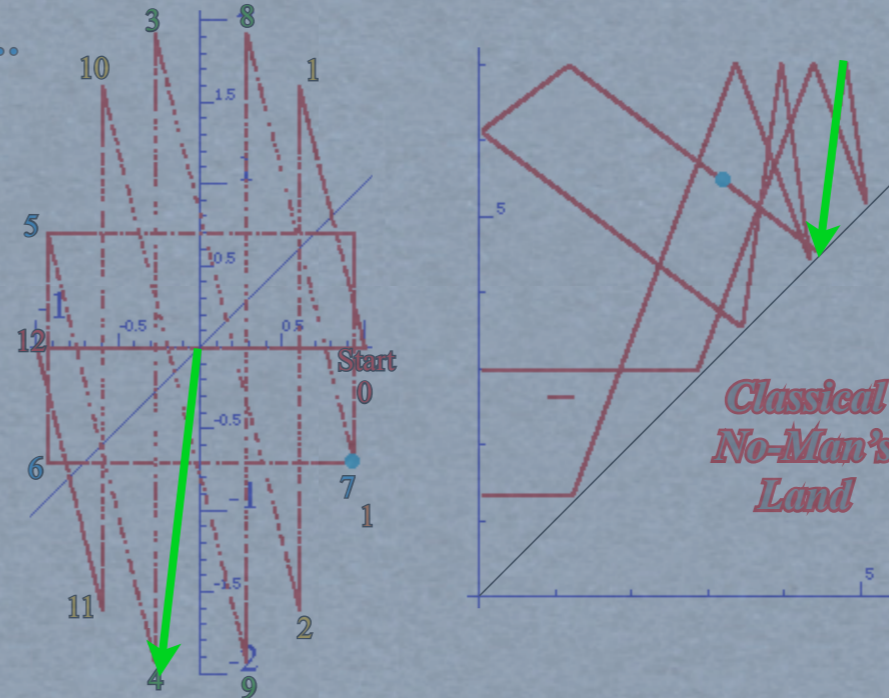




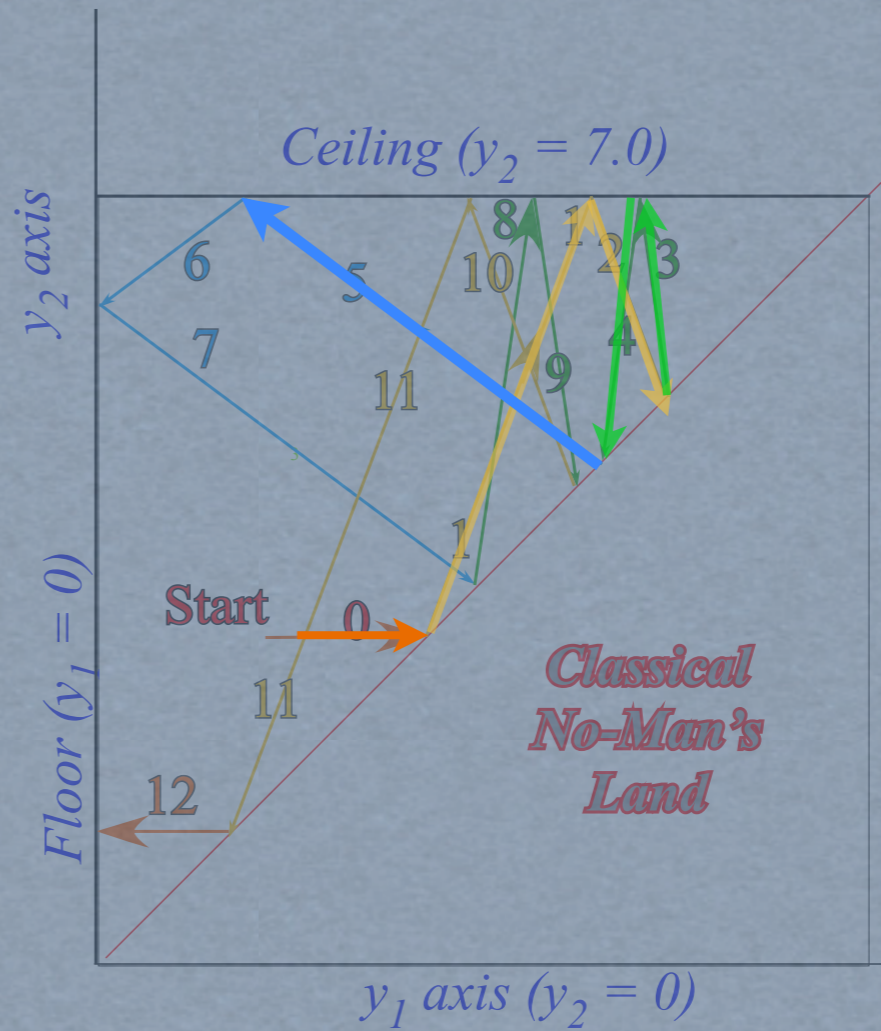
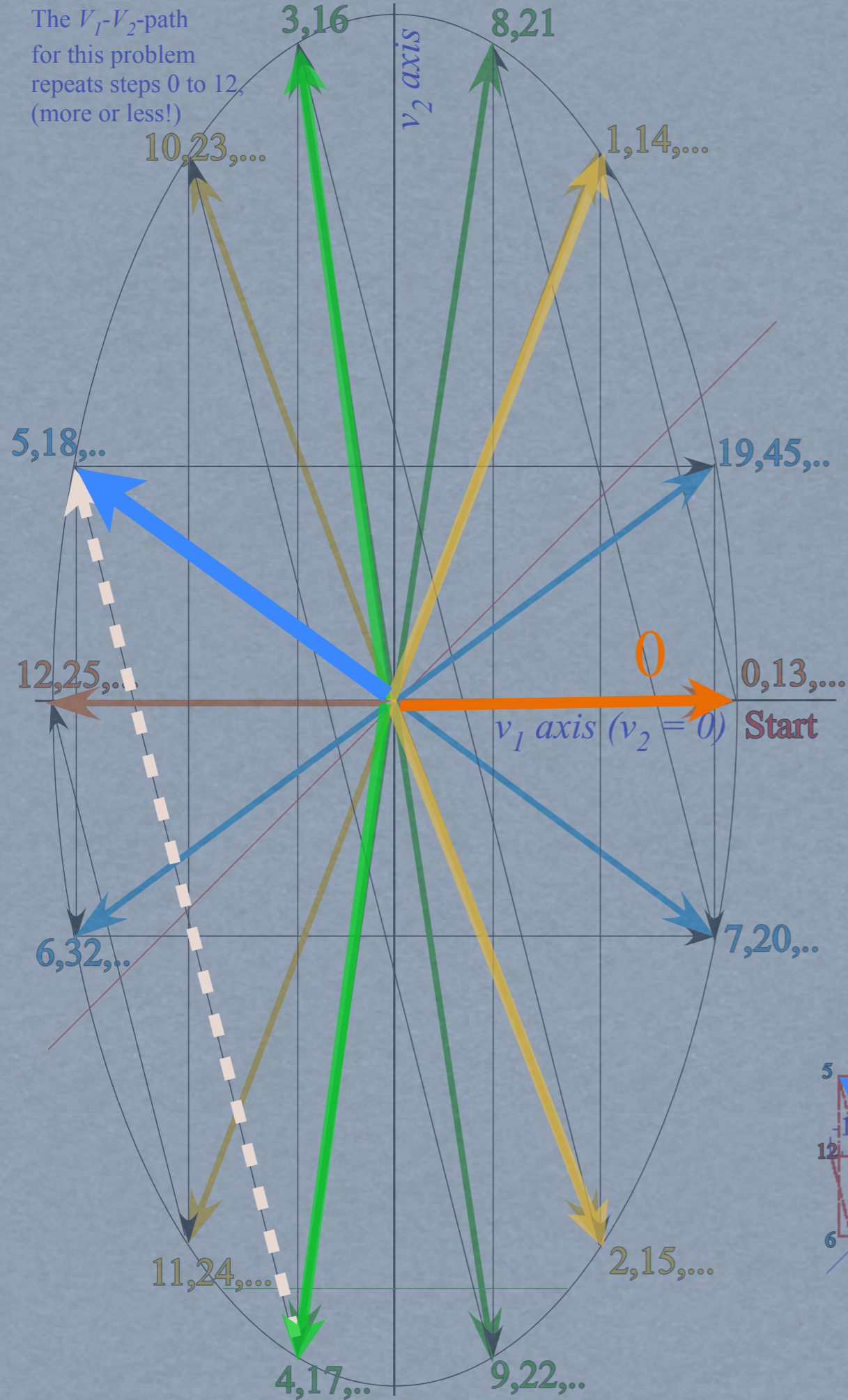
The  $V_1$ - $V_2$ -path  
for this problem  
repeats steps 0 to 12,  
(more or less!)



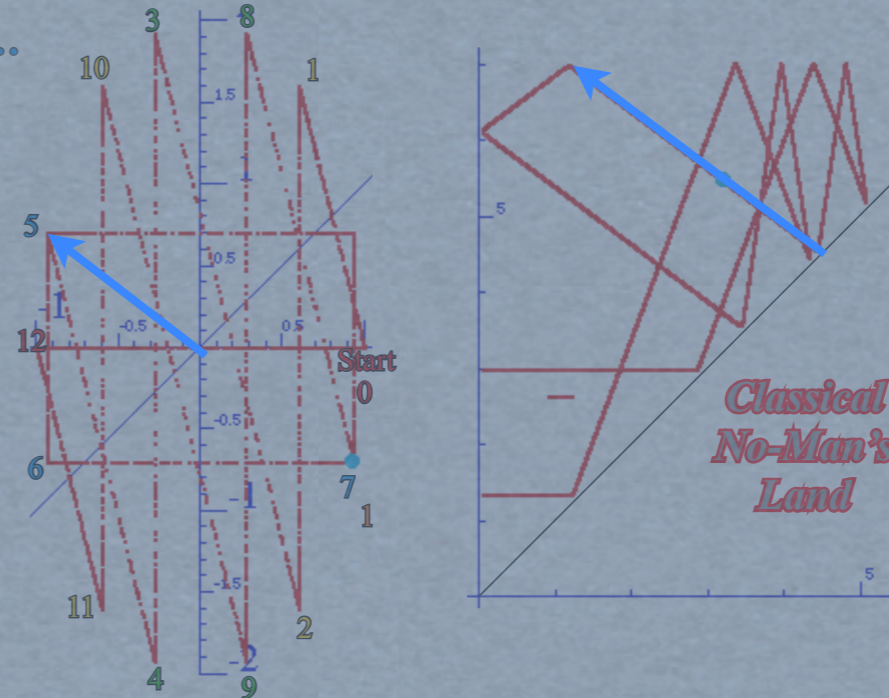
Simulations by *BounceIt*



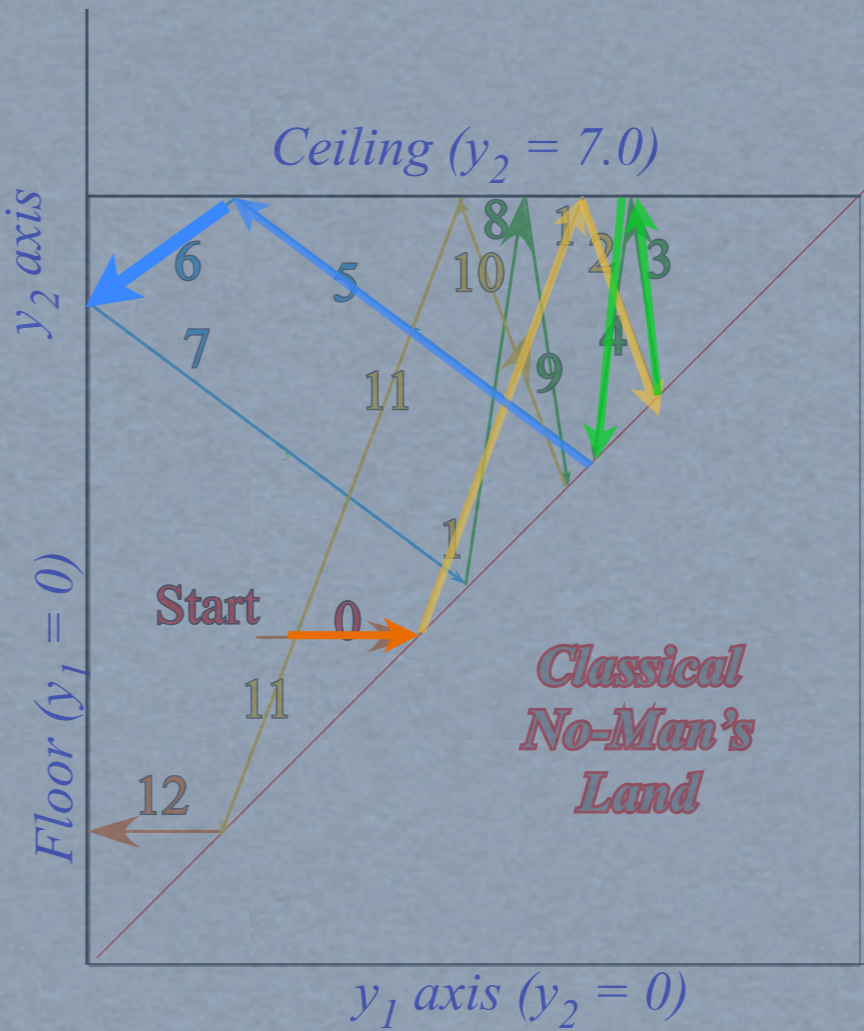
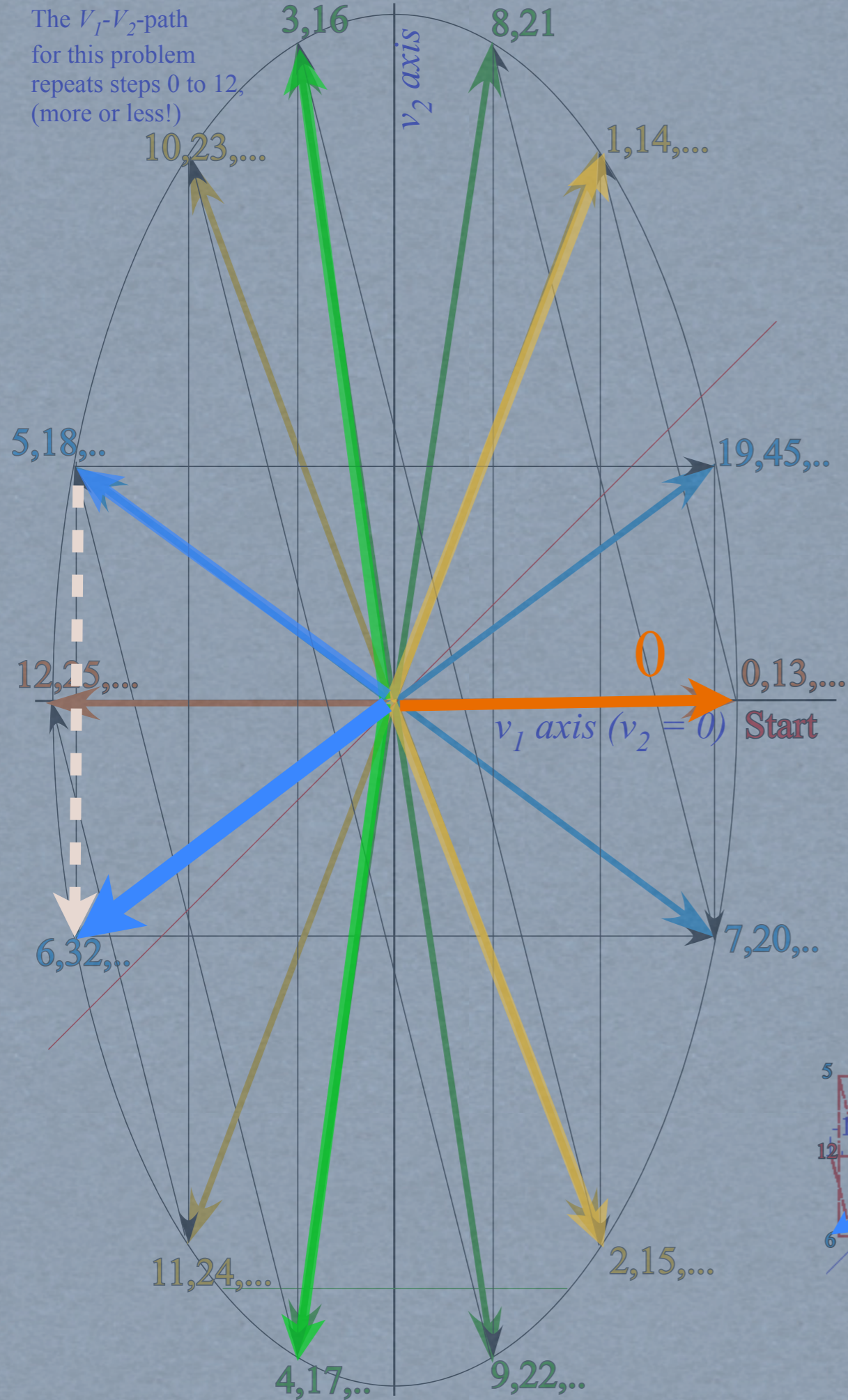
The  $V_1$ - $V_2$ -path for this problem repeats steps 0 to 12, (more or less!)



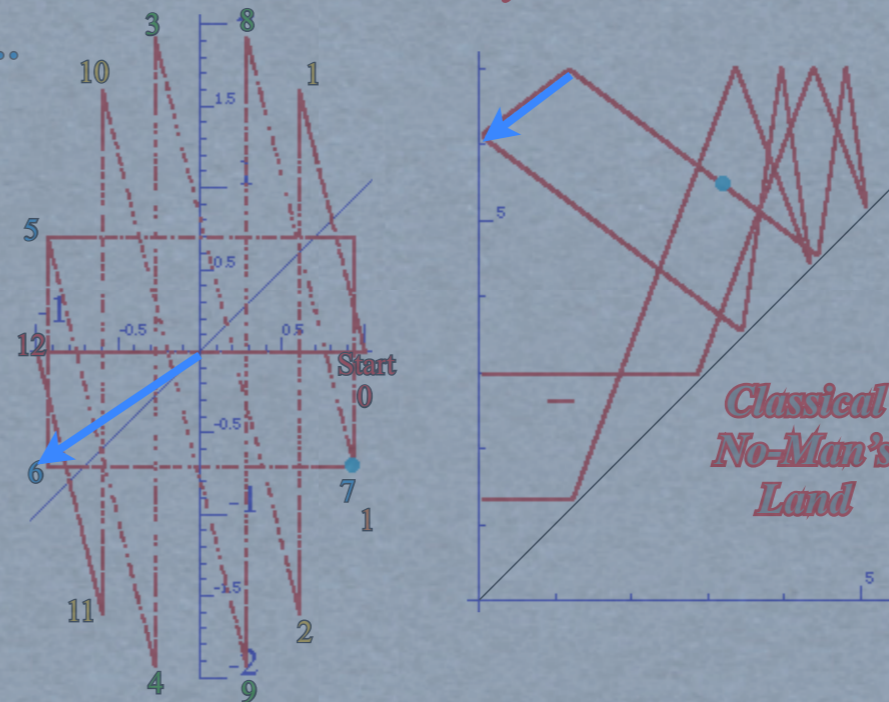
Simulations by *BounceIt*



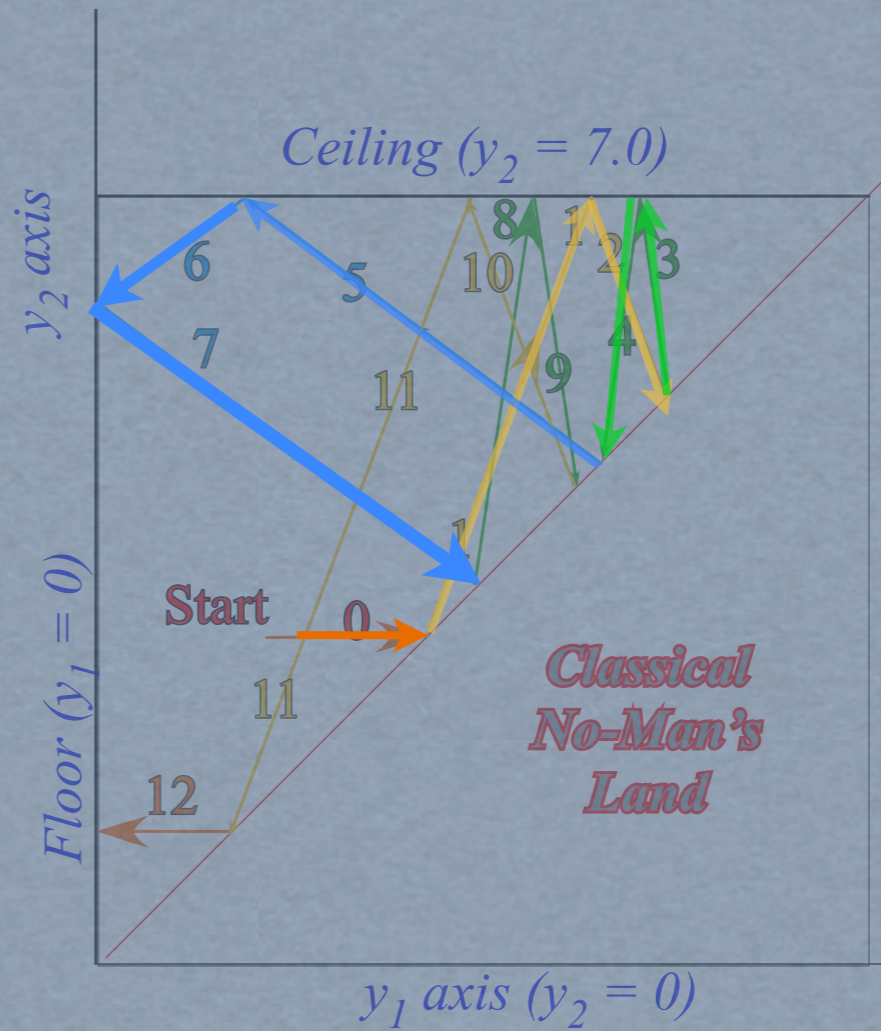
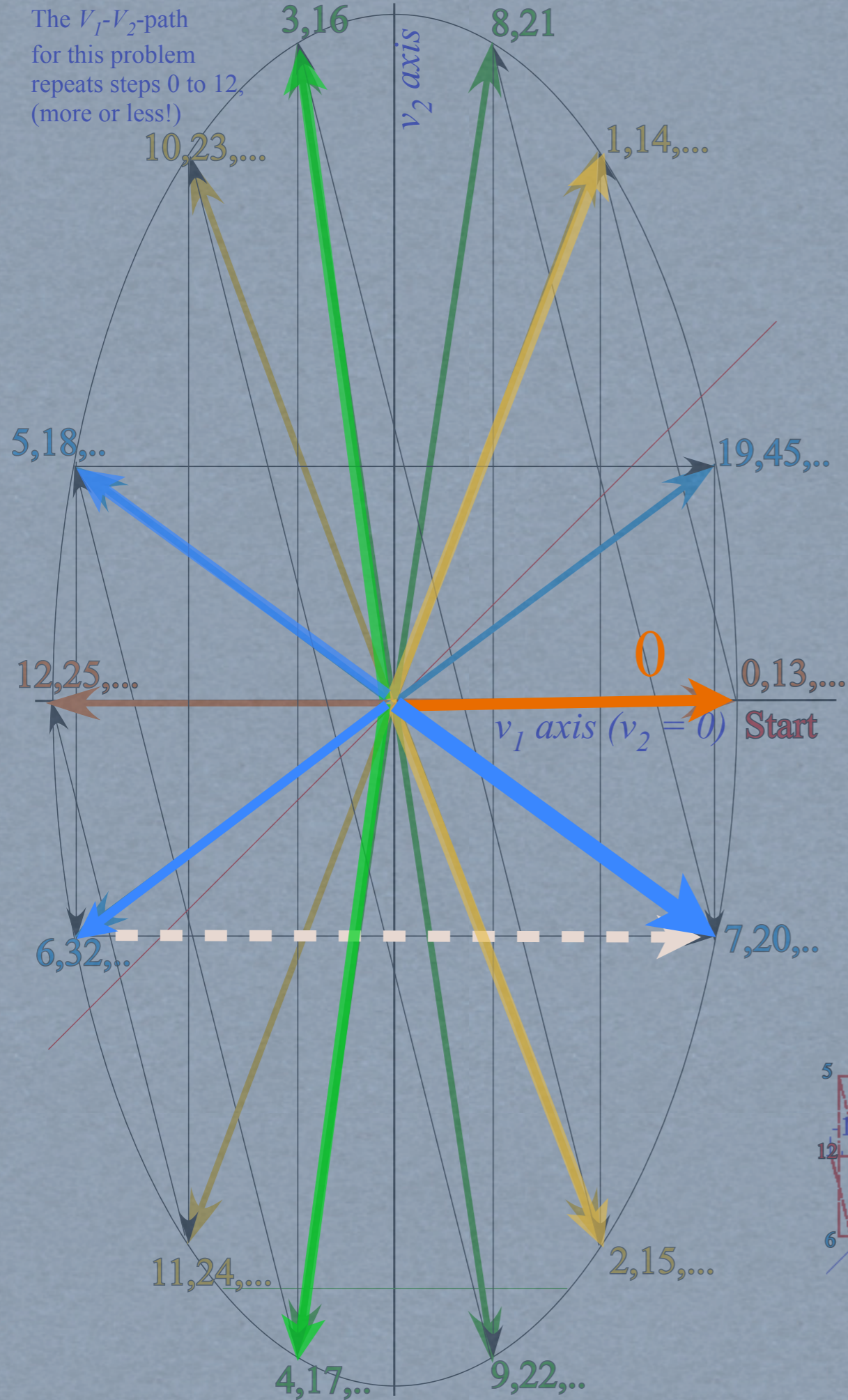
The  $V_1$ - $V_2$ -path for this problem repeats steps 0 to 12, (more or less!)



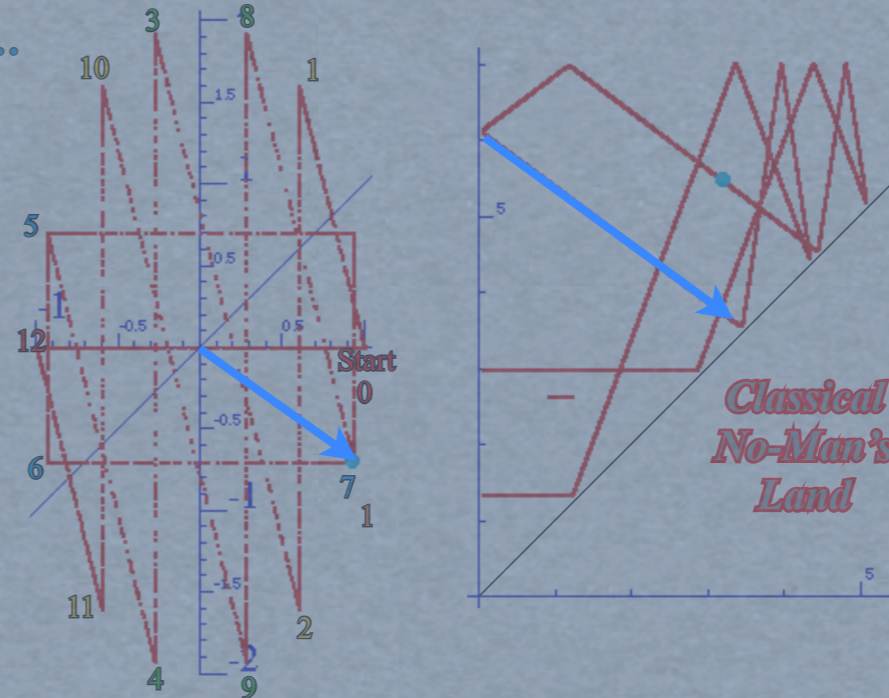
Simulations by *BounceIt*



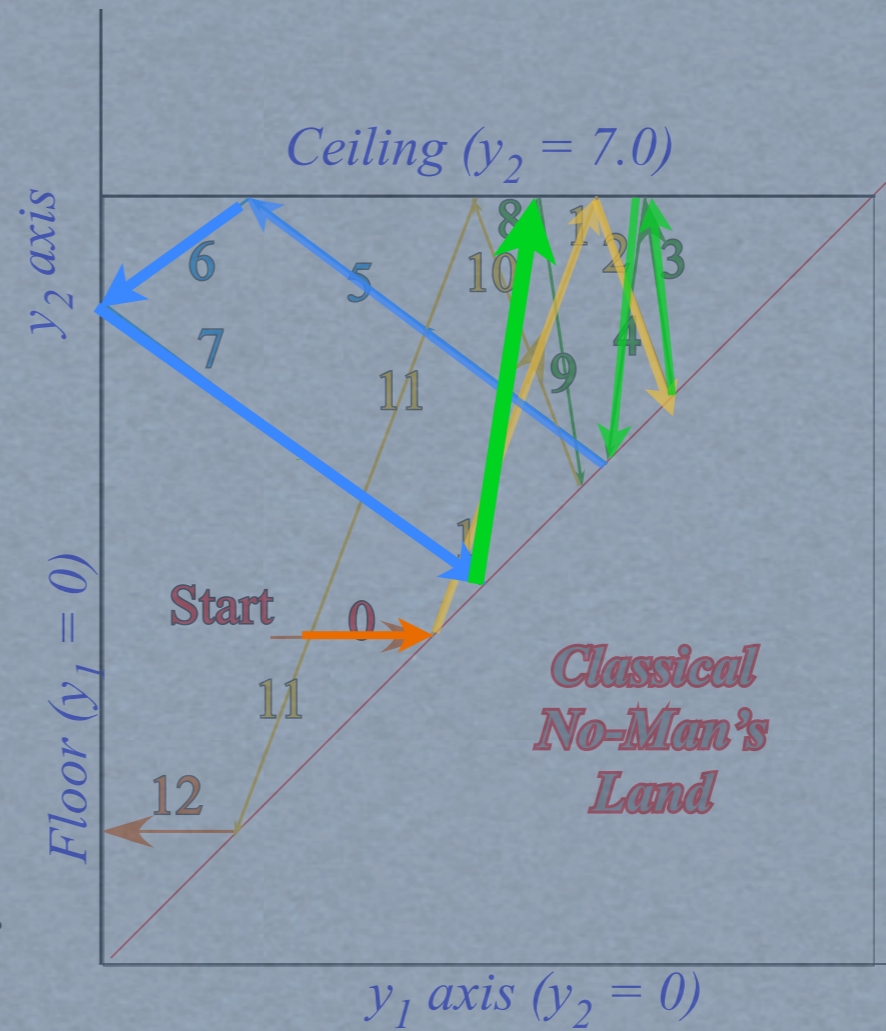
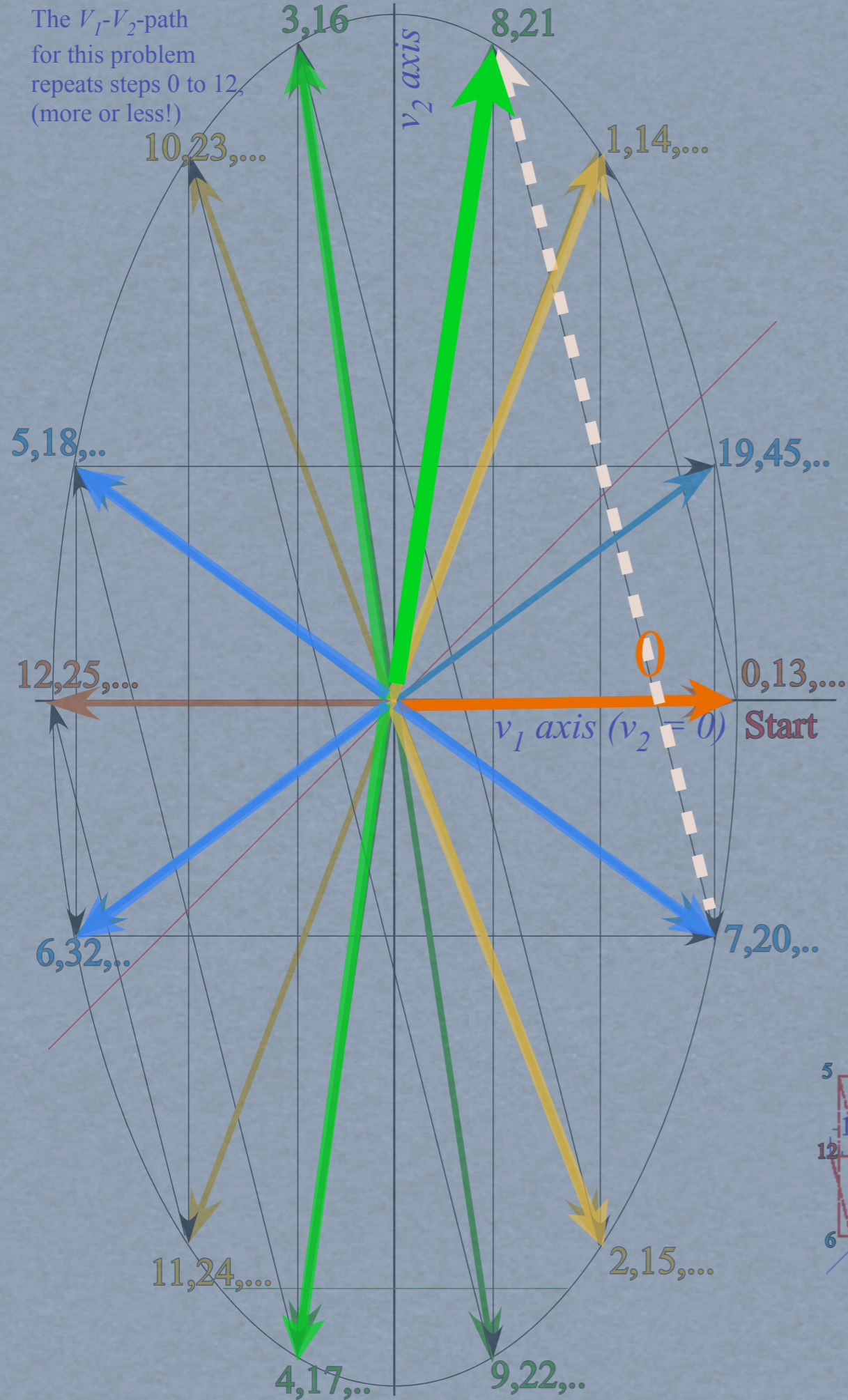
The  $V_1$ - $V_2$ -path  
for this problem  
repeats steps 0 to 12,  
(more or less!)



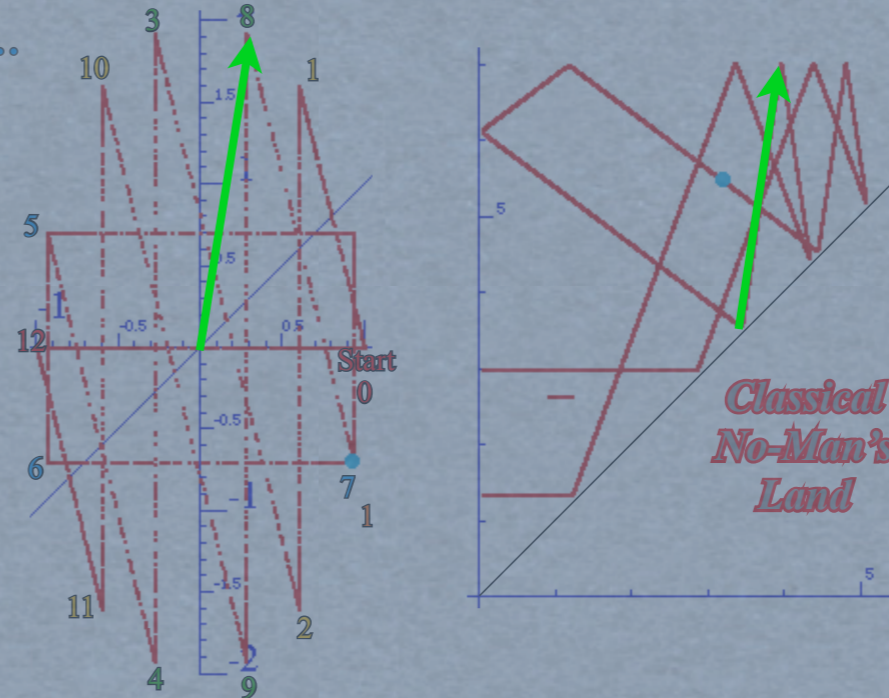
### Simulations by BounceIt



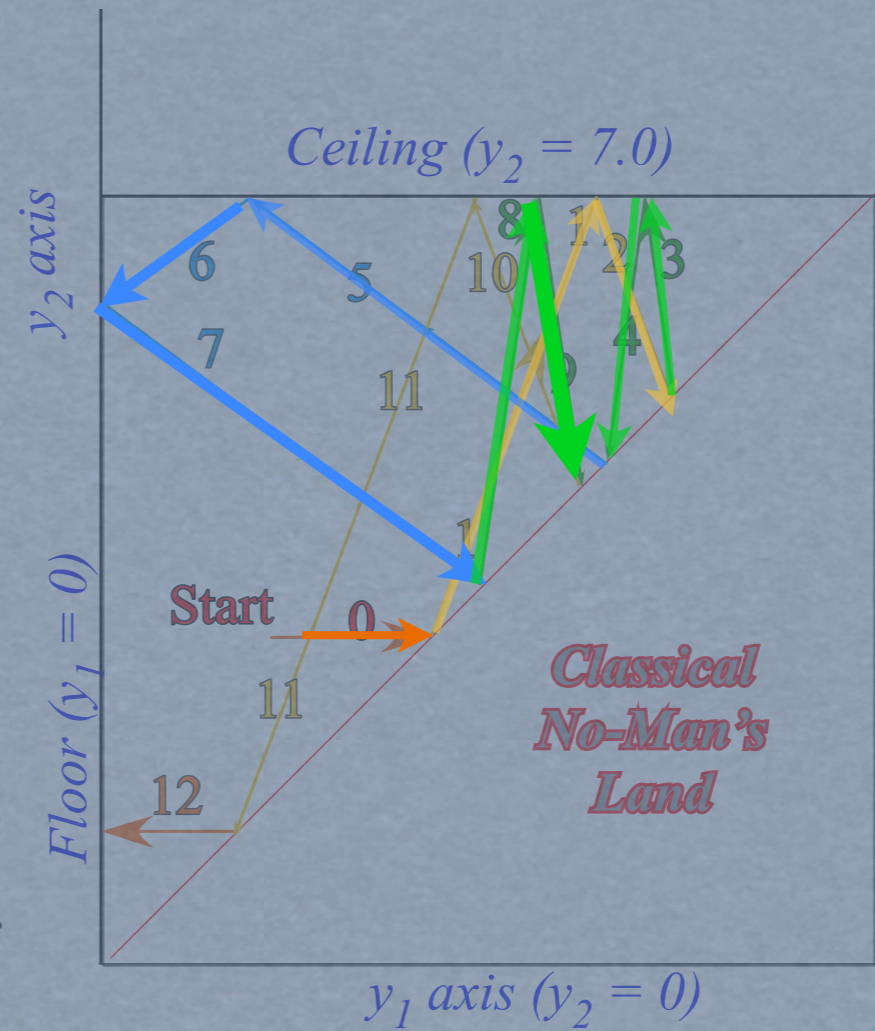
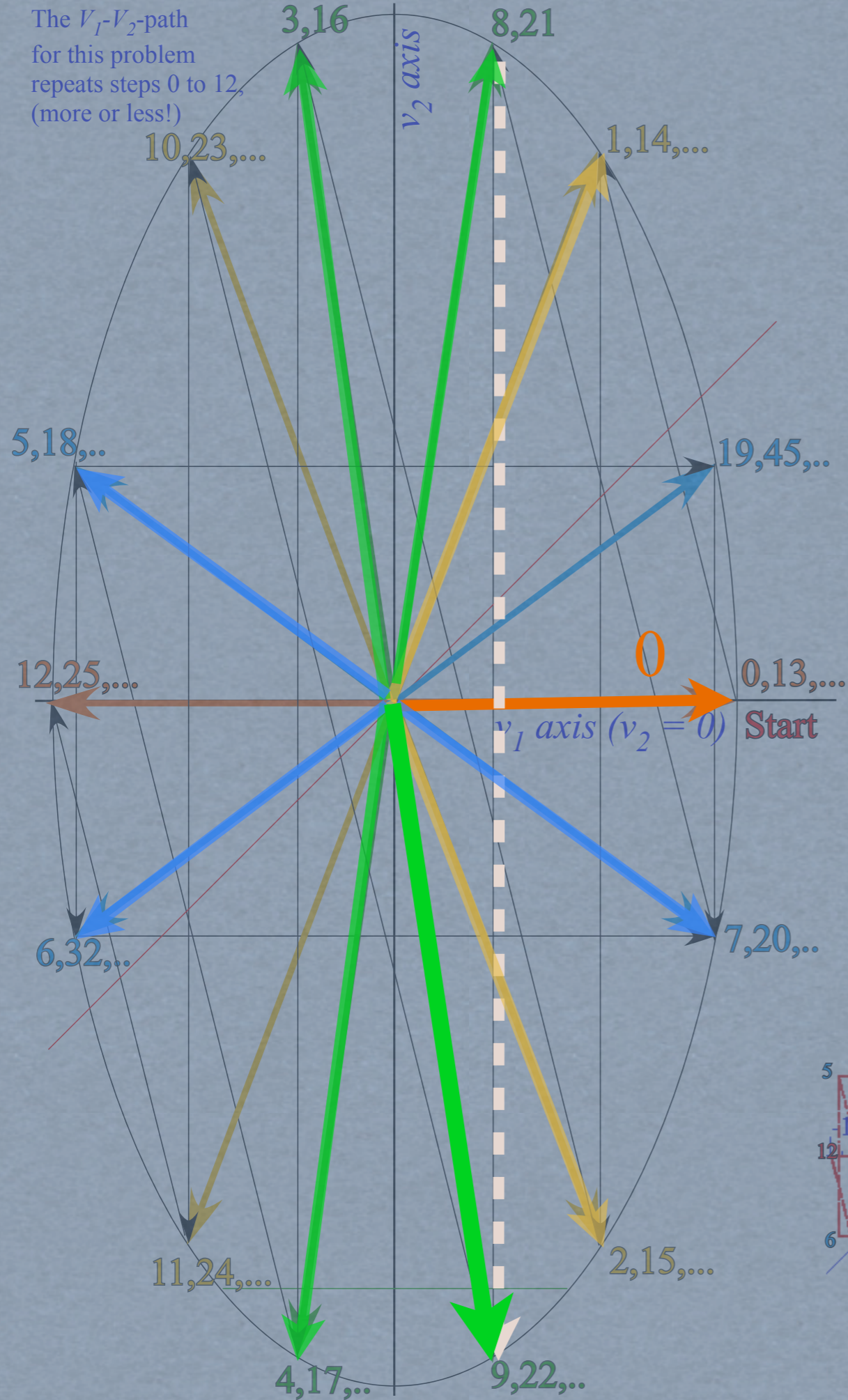
The  $V_1$ - $V_2$ -path  
for this problem  
repeats steps 0 to 12,  
(more or less!)



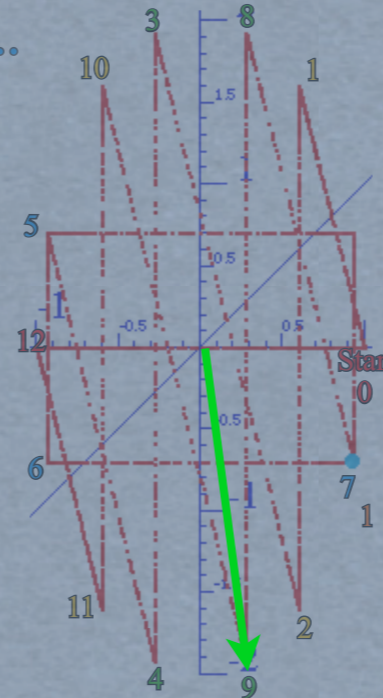
### Simulations by BounceIt



The  $V_1$ - $V_2$ -path  
for this problem  
repeats steps 0 to 12,  
(more or less!)


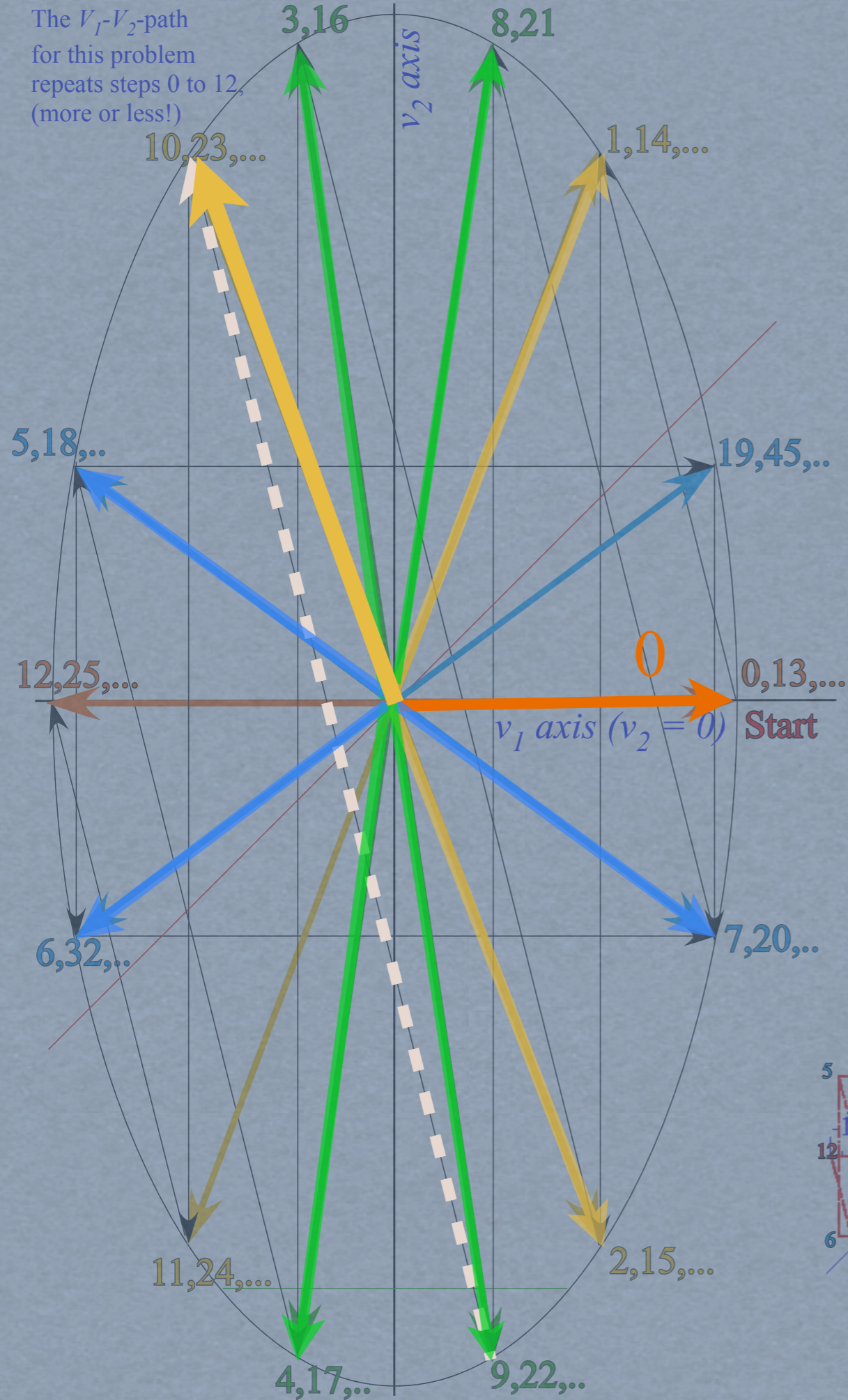


*Simulations by BouncIt*

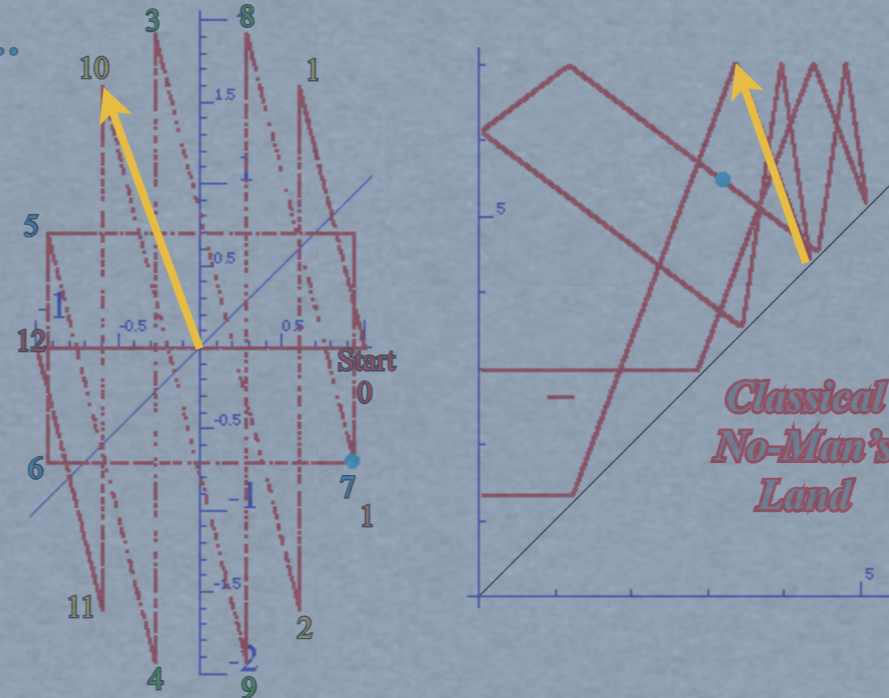


*Classical  
No-Man's  
Land*

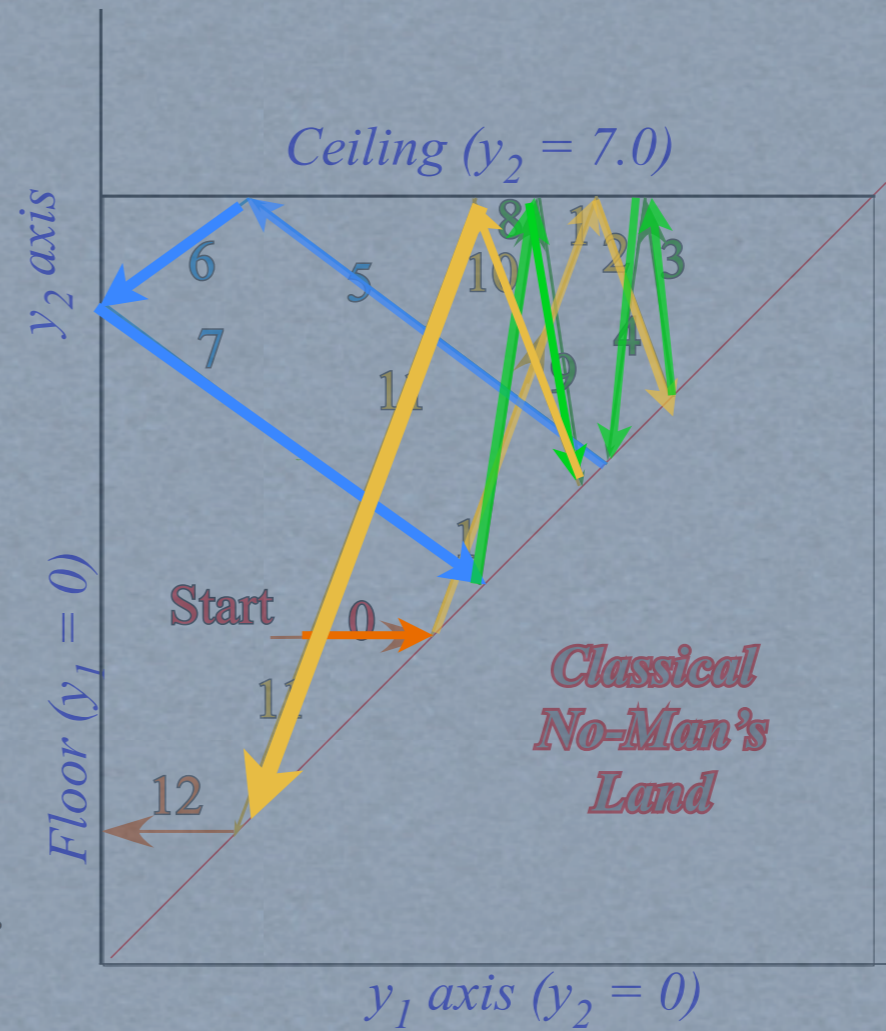
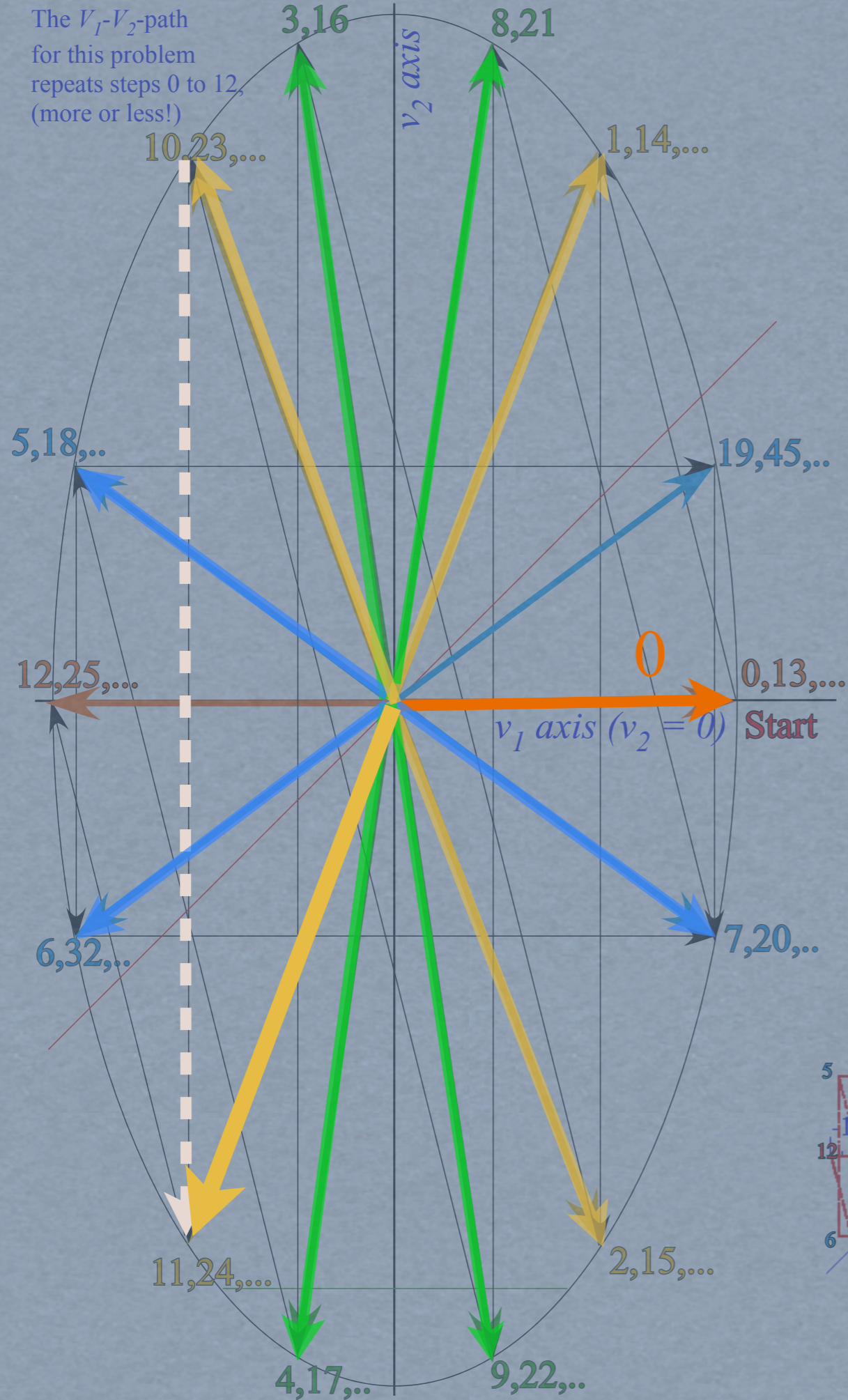
The  $V_1$ - $V_2$ -path for this problem repeats steps 0 to 12, (more or less!)



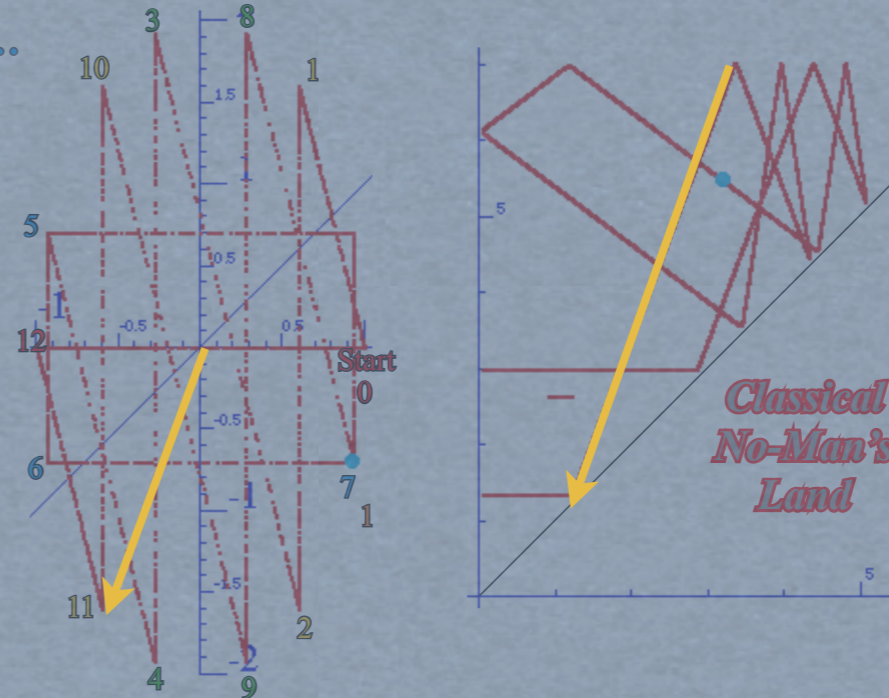
Simulations by *BounceIt*



The  $V_1$ - $V_2$ -path for this problem repeats steps 0 to 12, (more or less!)

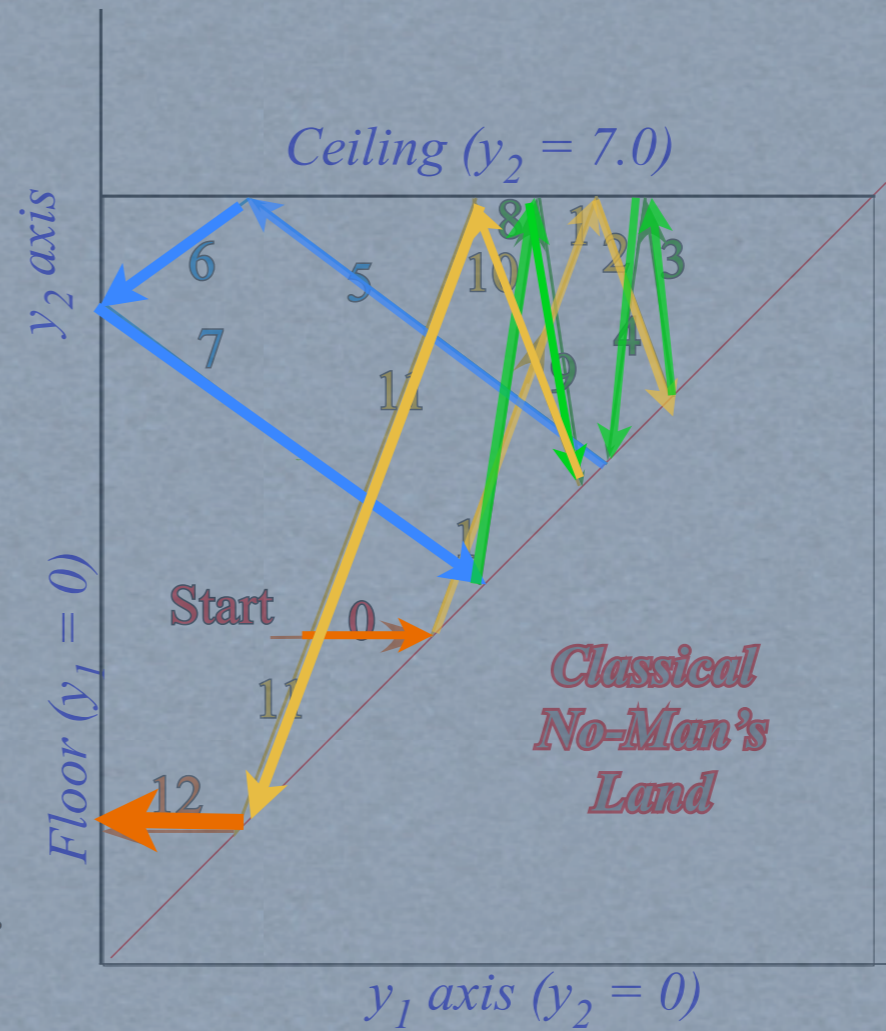
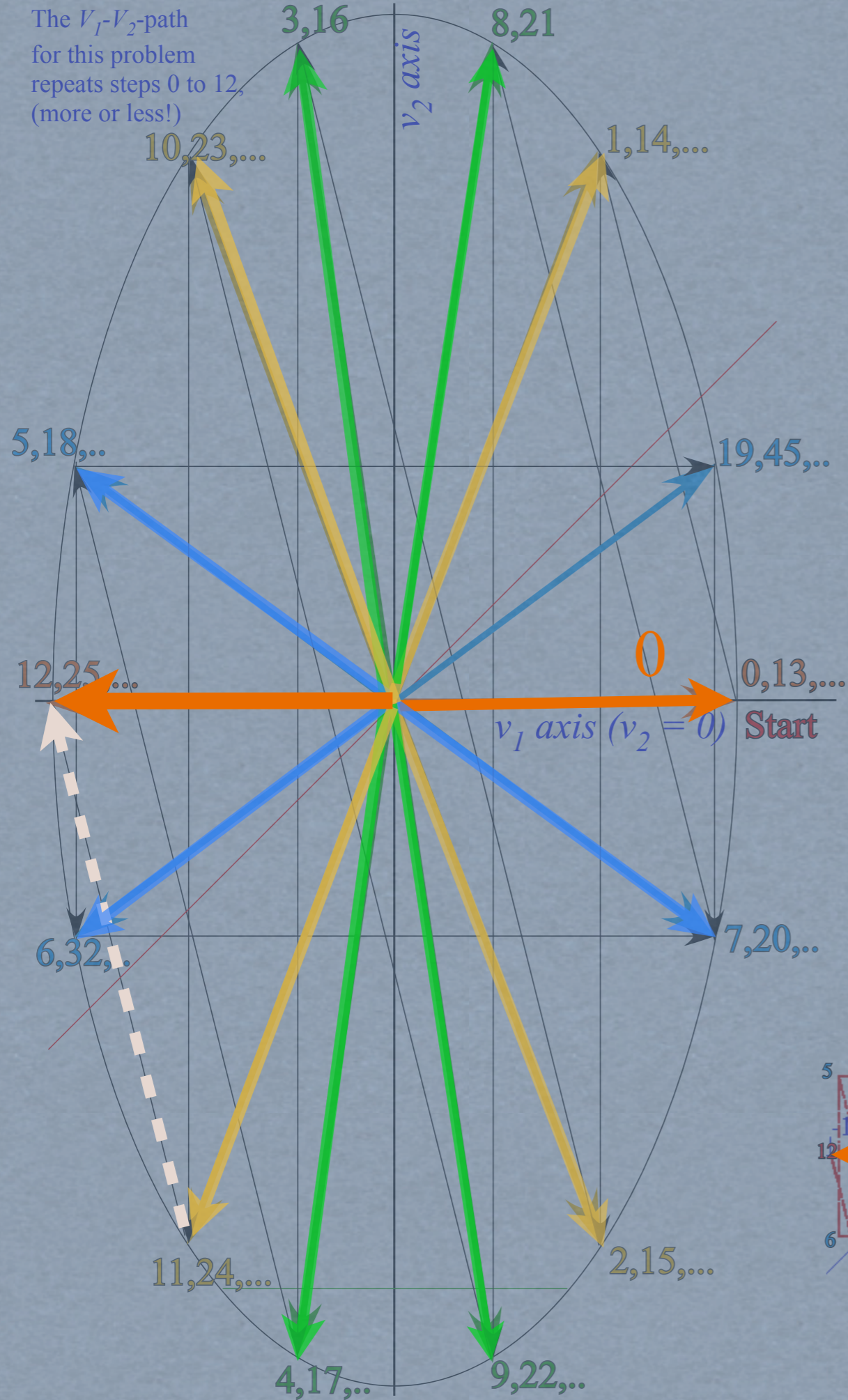


Simulations by *BounceIt*

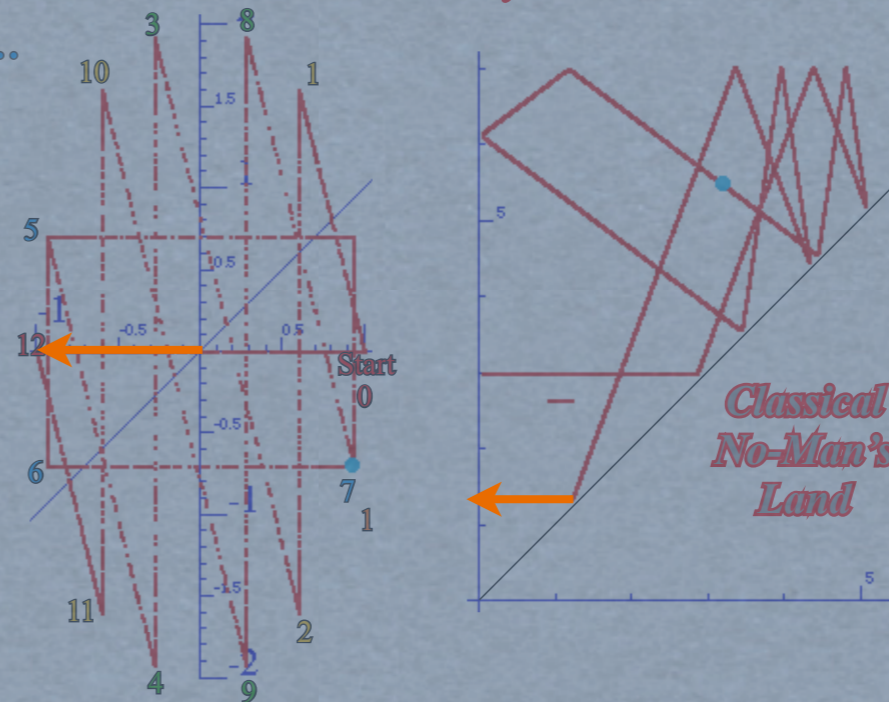




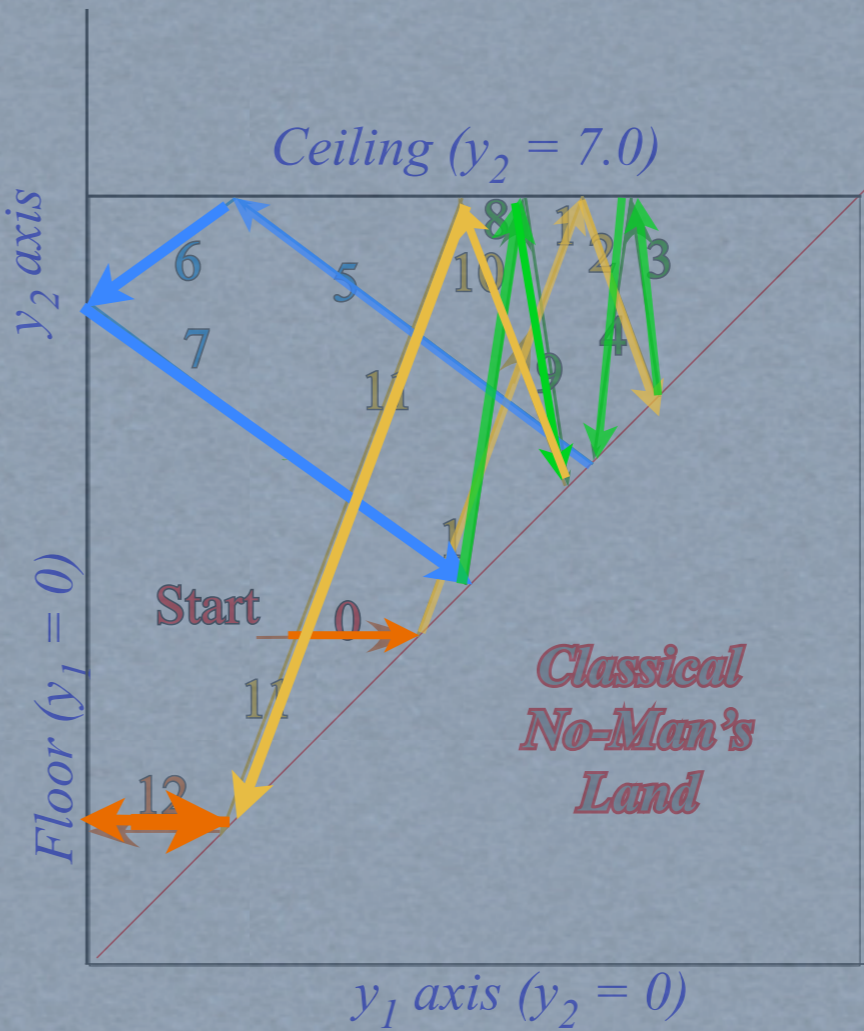
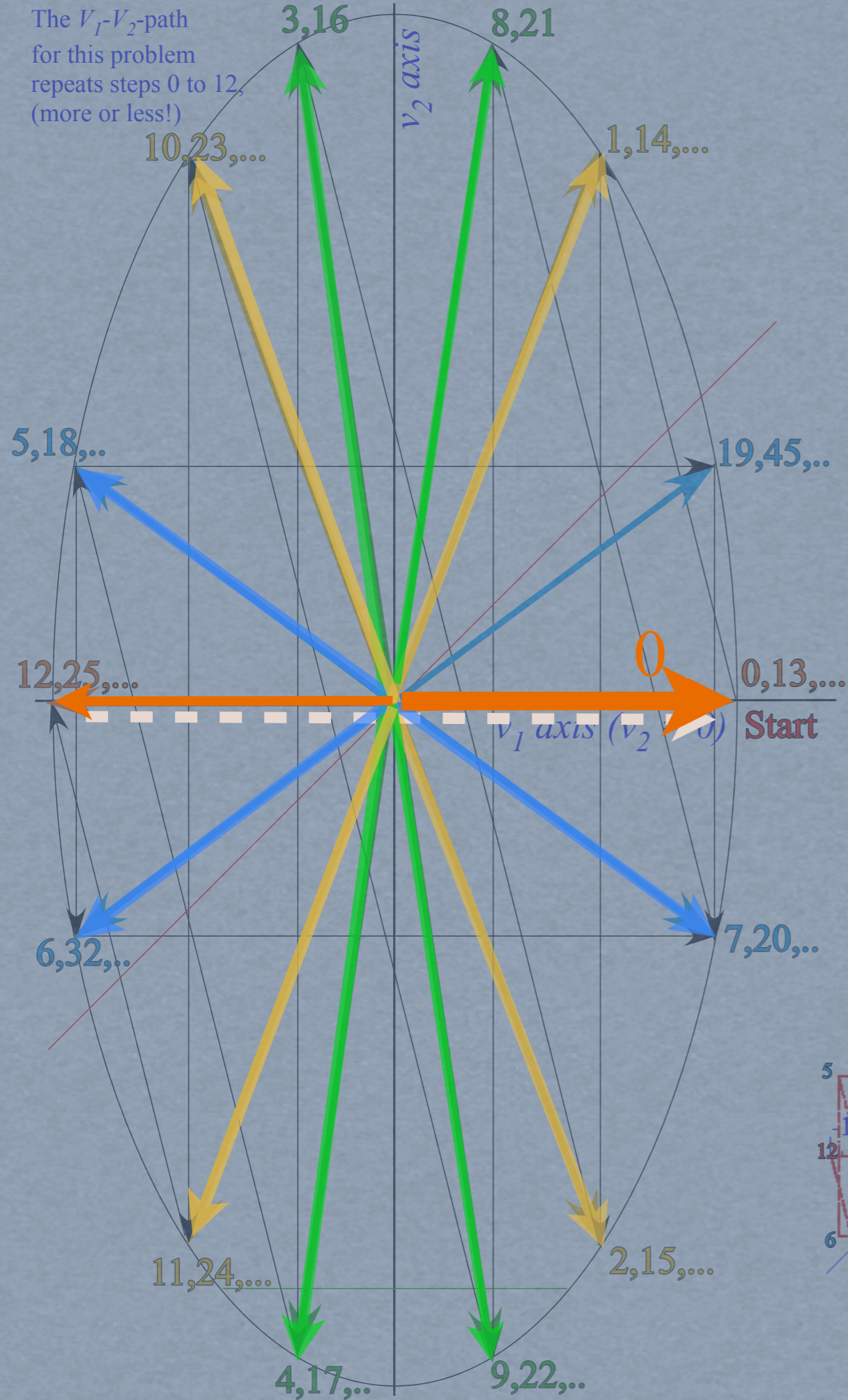
The  $V_1$ - $V_2$ -path  
for this problem  
repeats steps 0 to 12,  
(more or less!)



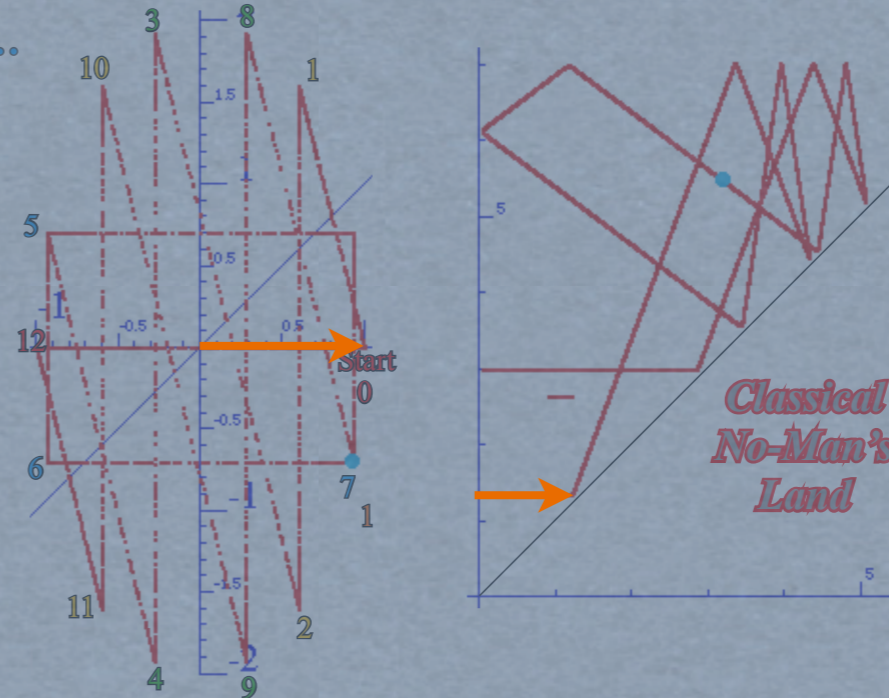
Simulations by *BounceIt*



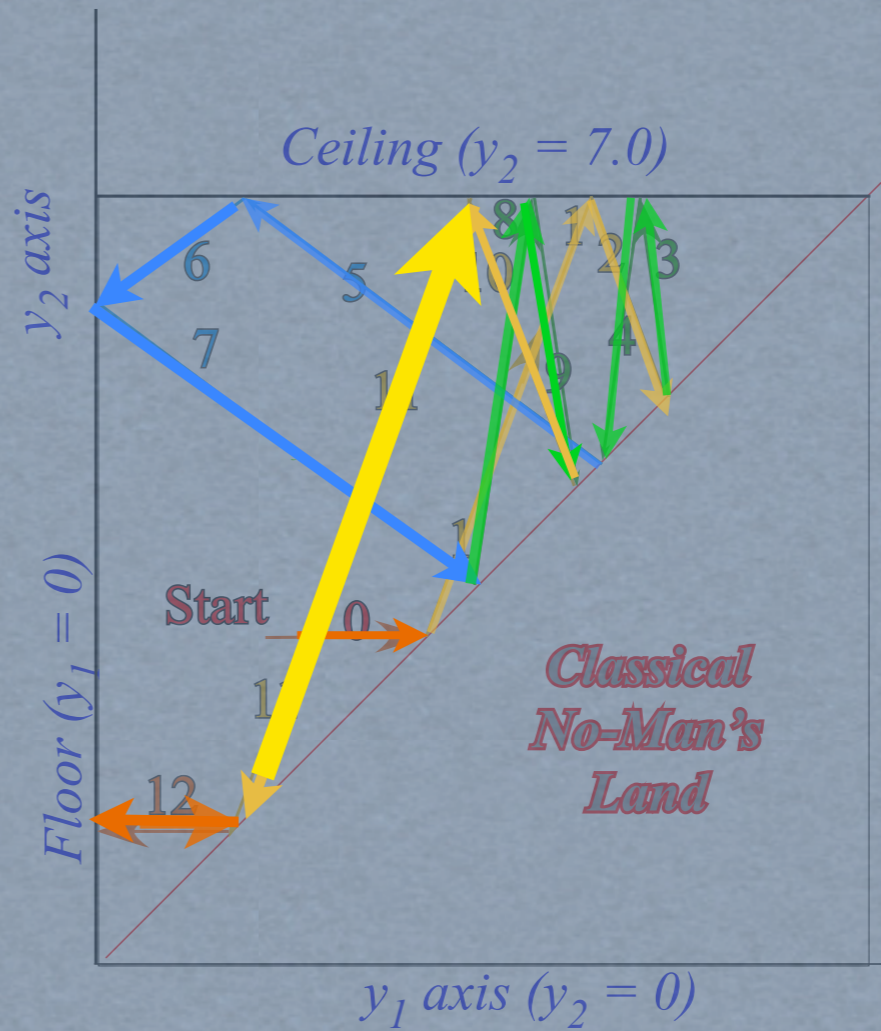
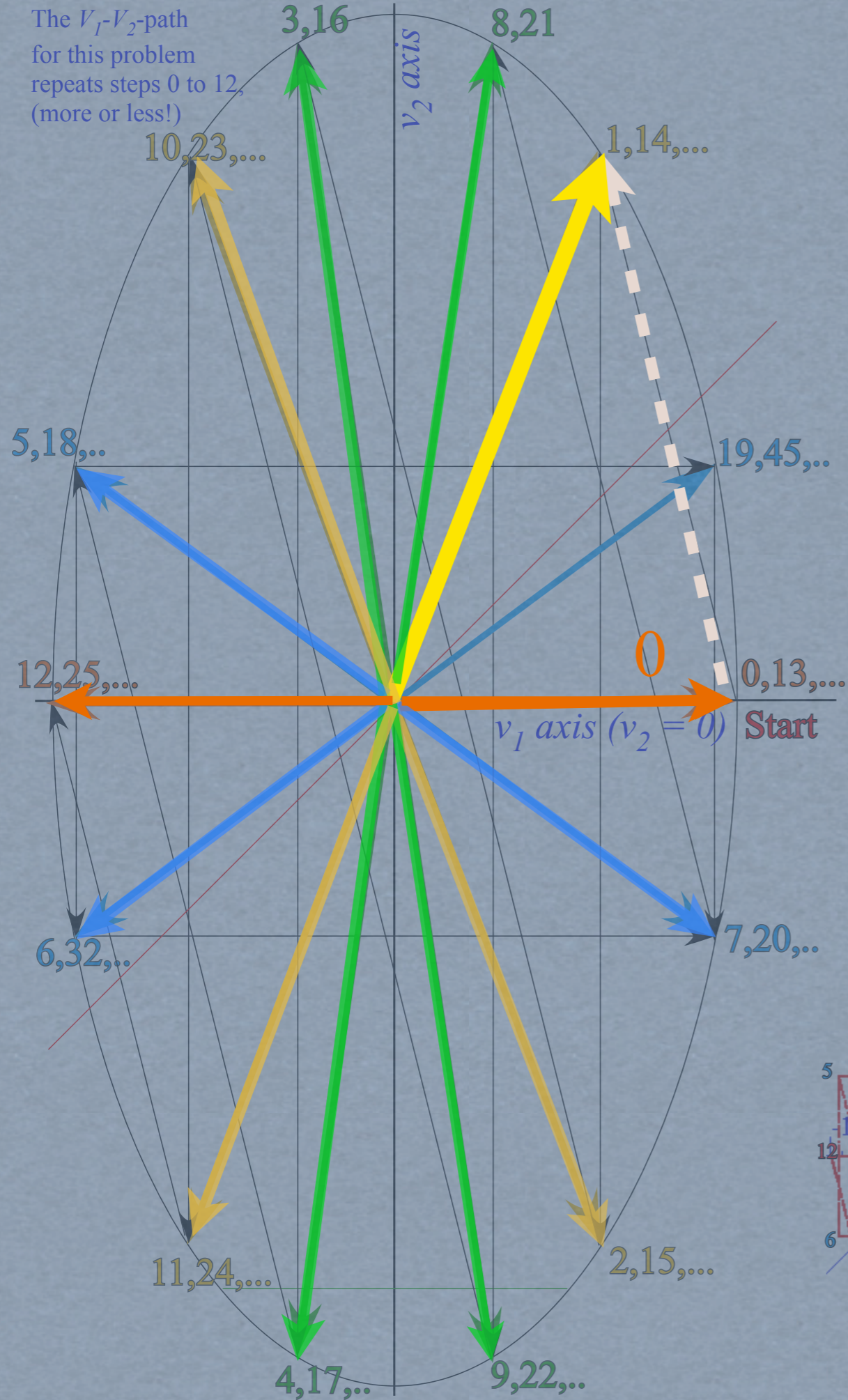
The  $V_1$ - $V_2$ -path  
for this problem  
repeats steps 0 to 12,  
(more or less!)



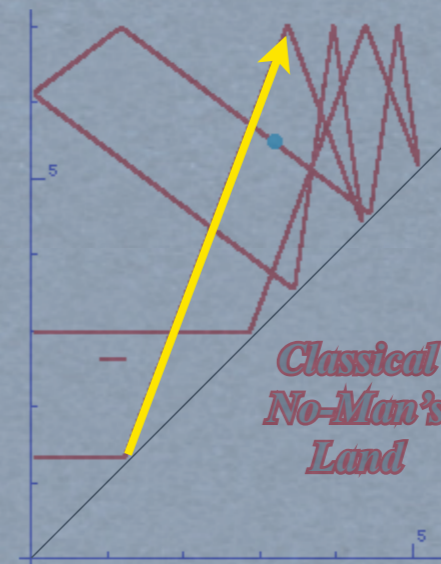
Simulations by *BounceIt*



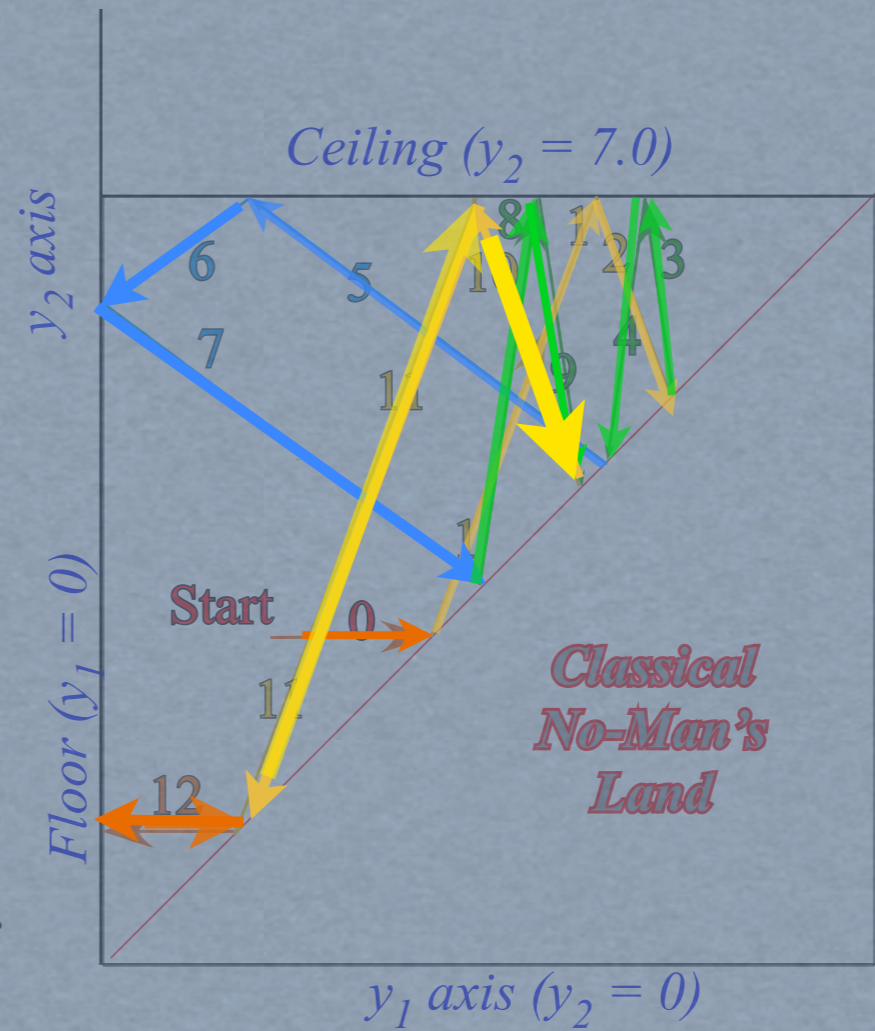
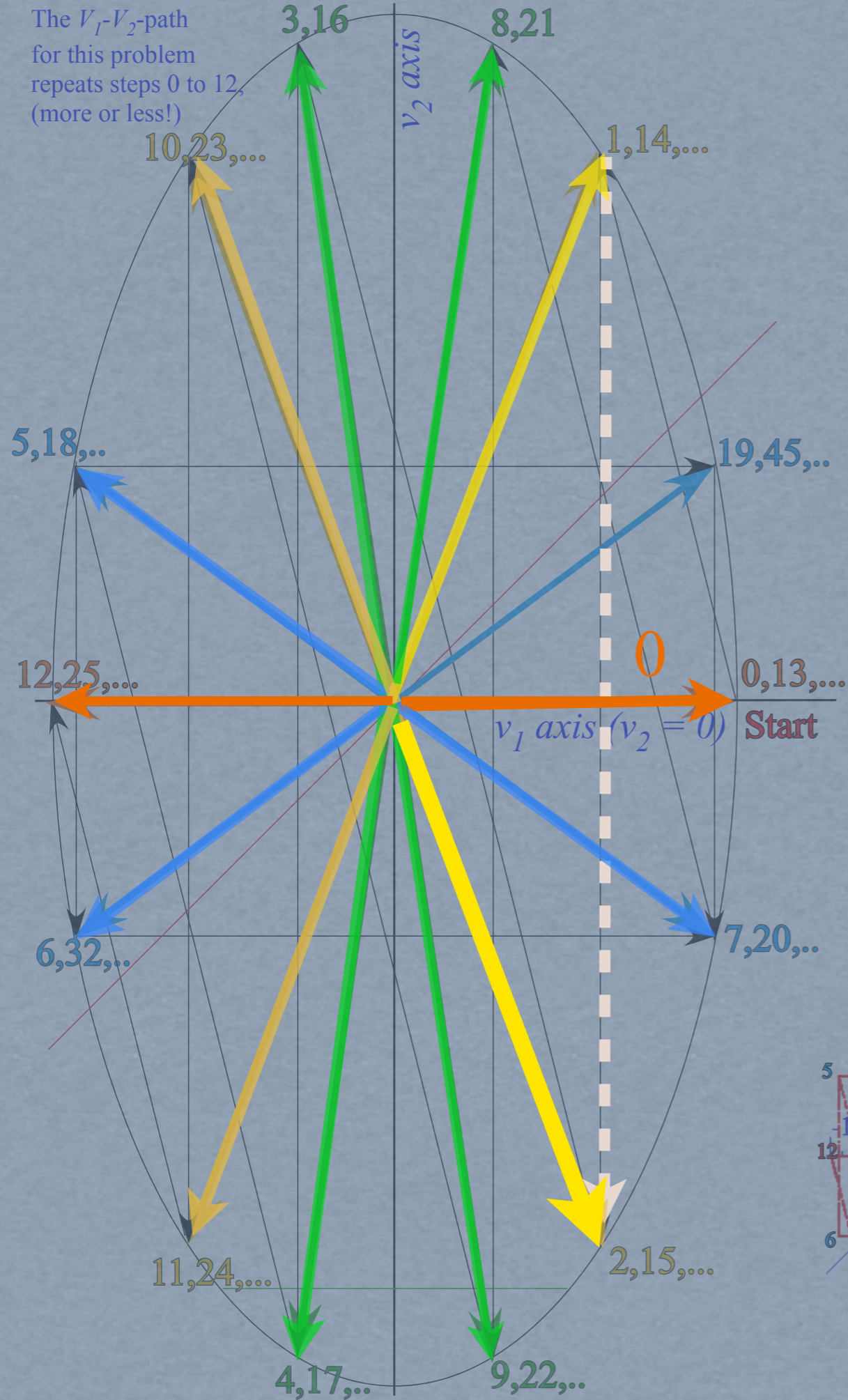
The  $V_1$ - $V_2$ -path for this problem repeats steps 0 to 12, (more or less!)



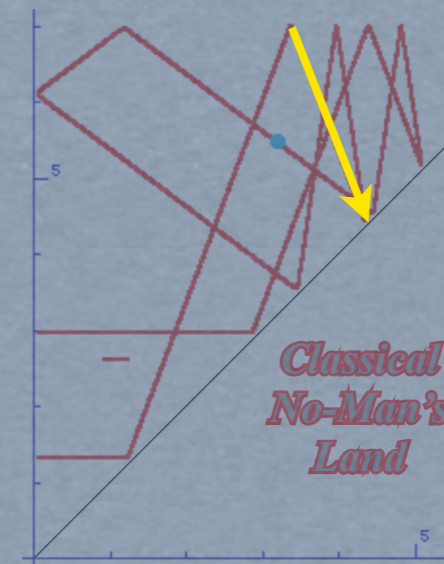
Simulations by *BounceIt*



The  $V_1$ - $V_2$ -path  
for this problem  
repeats steps 0 to 12,  
(more or less!)

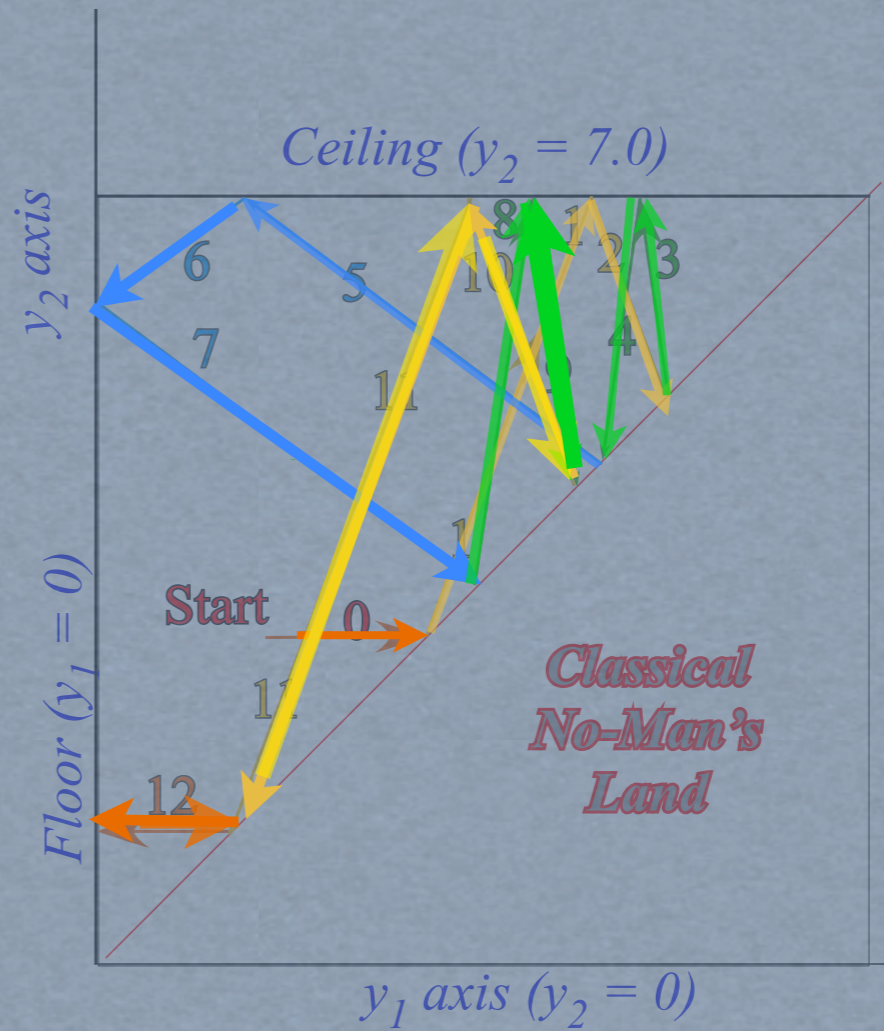
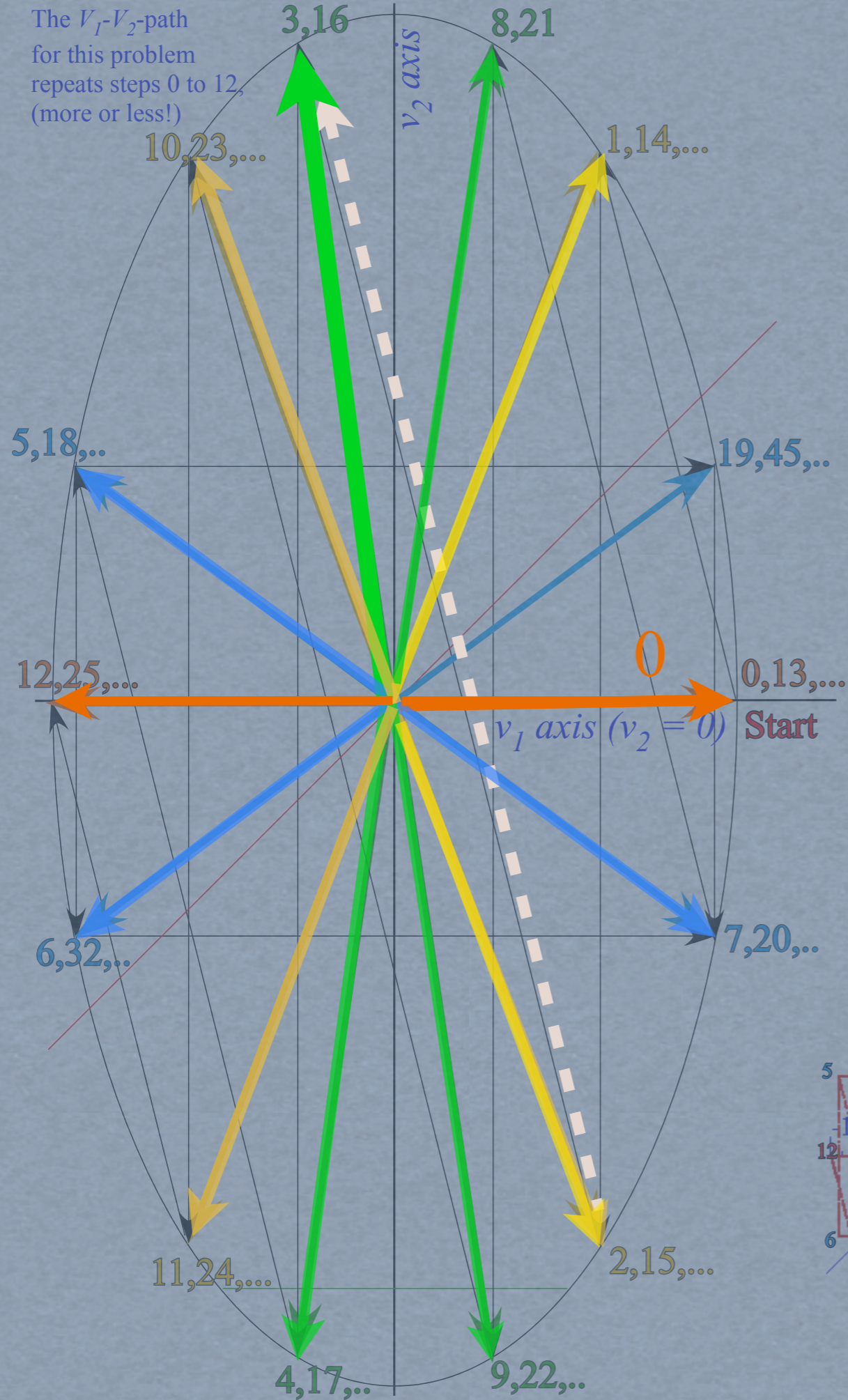


Simulations by *BounceIt*

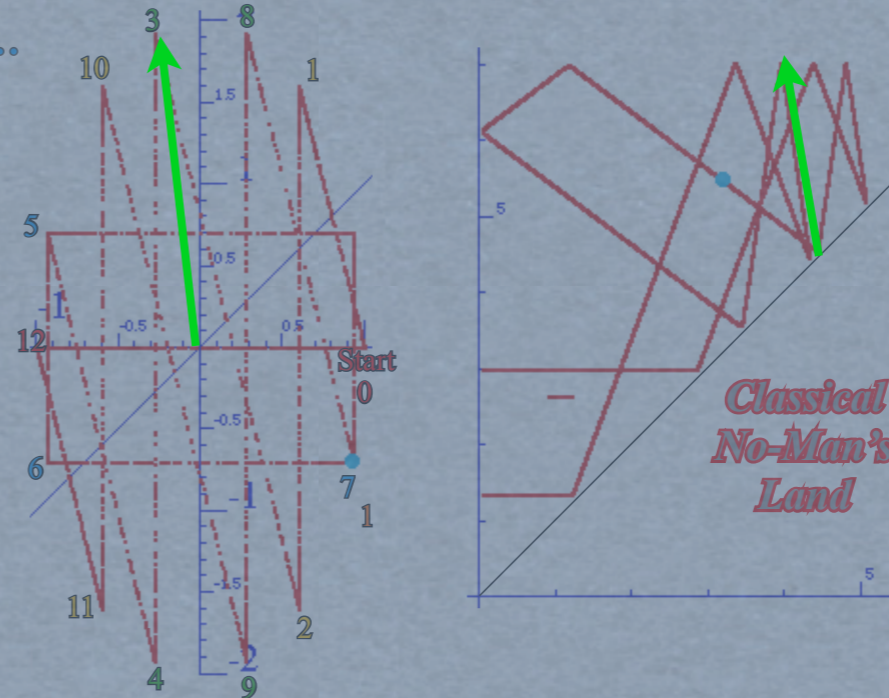


*Classical  
No-Man's  
Land*

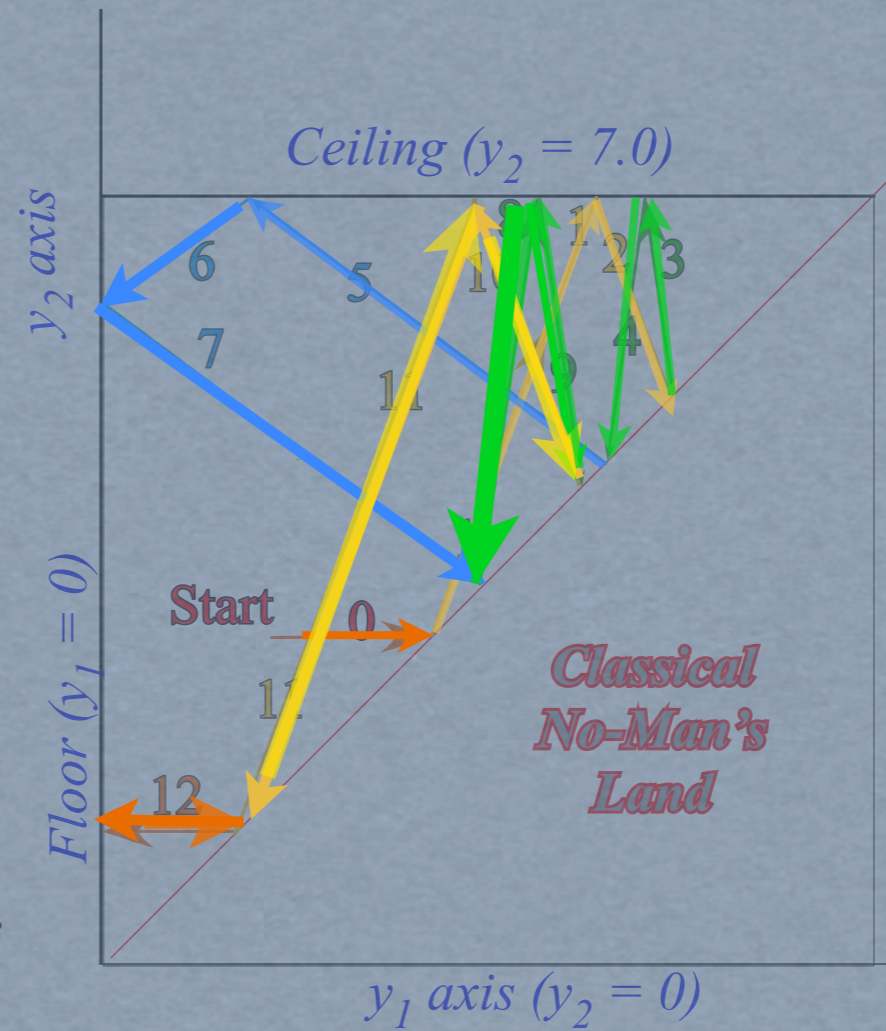
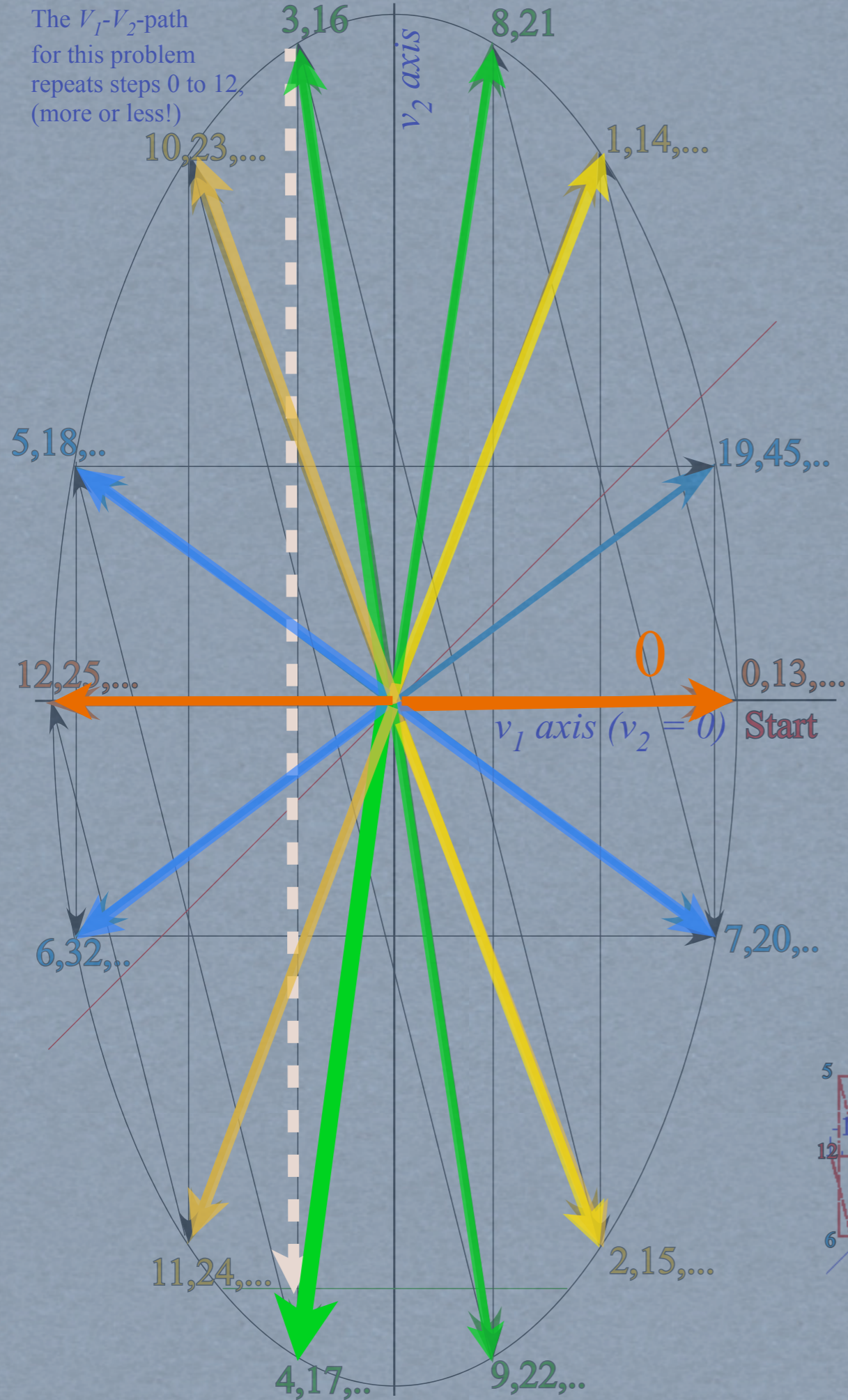
The  $V_1$ - $V_2$ -path for this problem repeats steps 0 to 12, (more or less!)



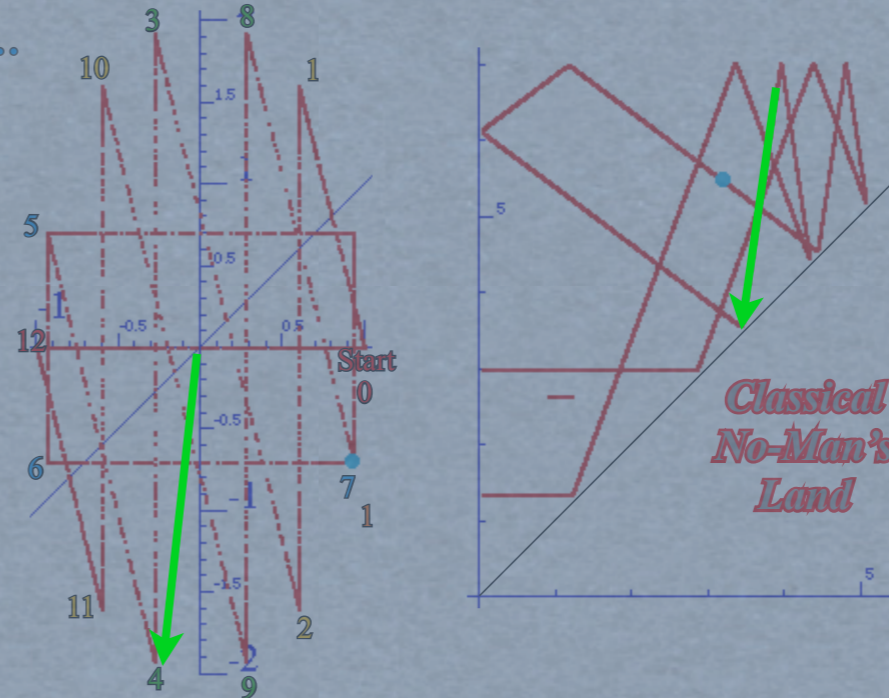
Simulations by *BounceIt*



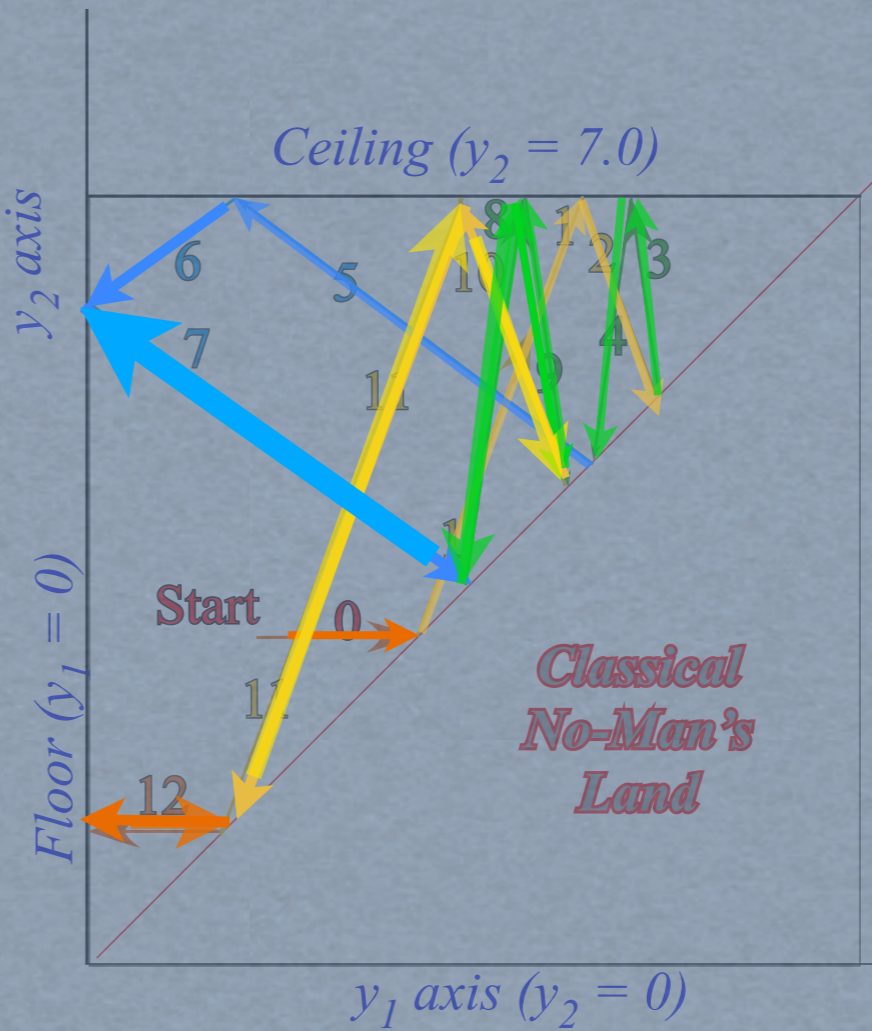
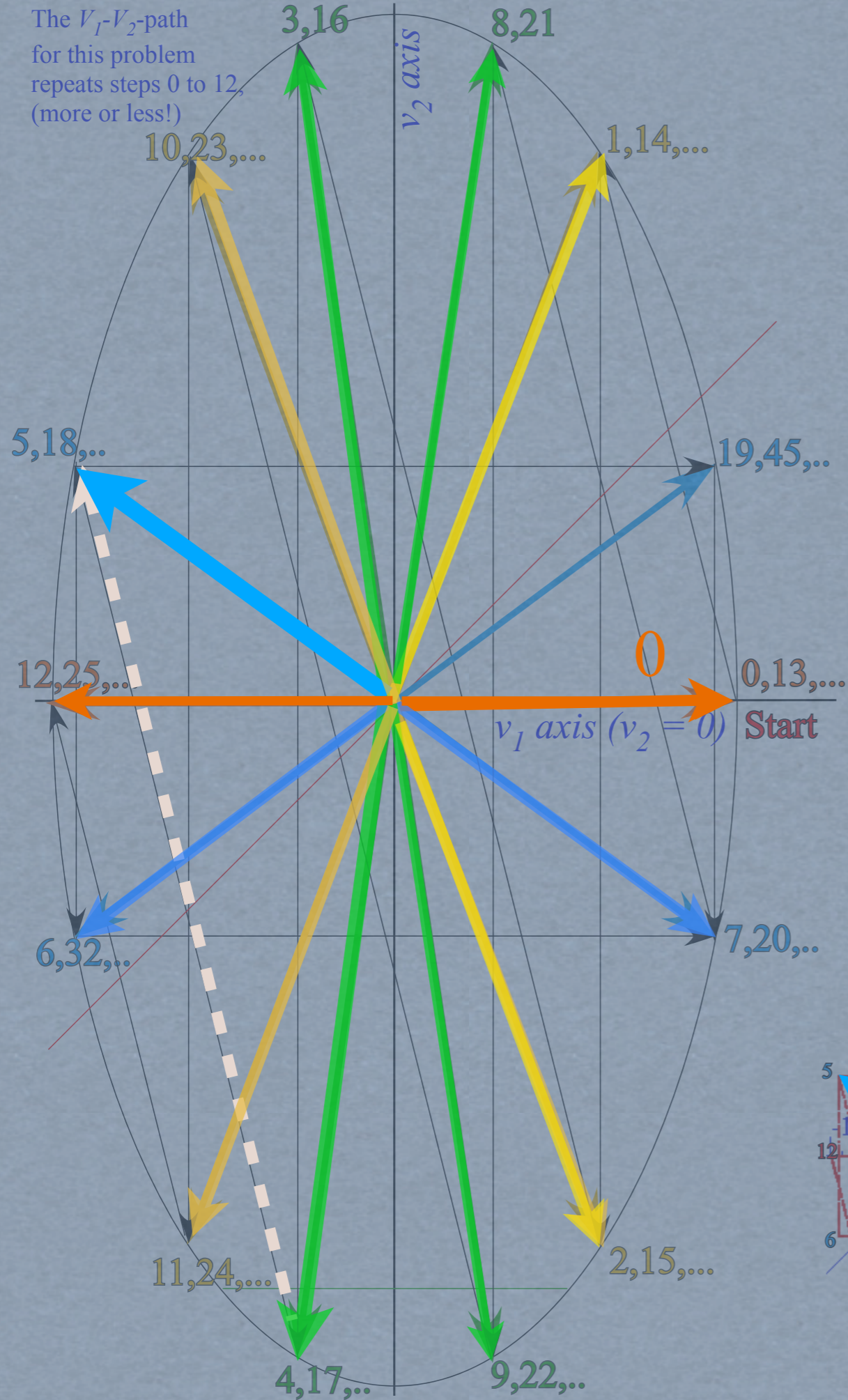
The  $V_1$ - $V_2$ -path  
for this problem  
repeats steps 0 to 12,  
(more or less!)



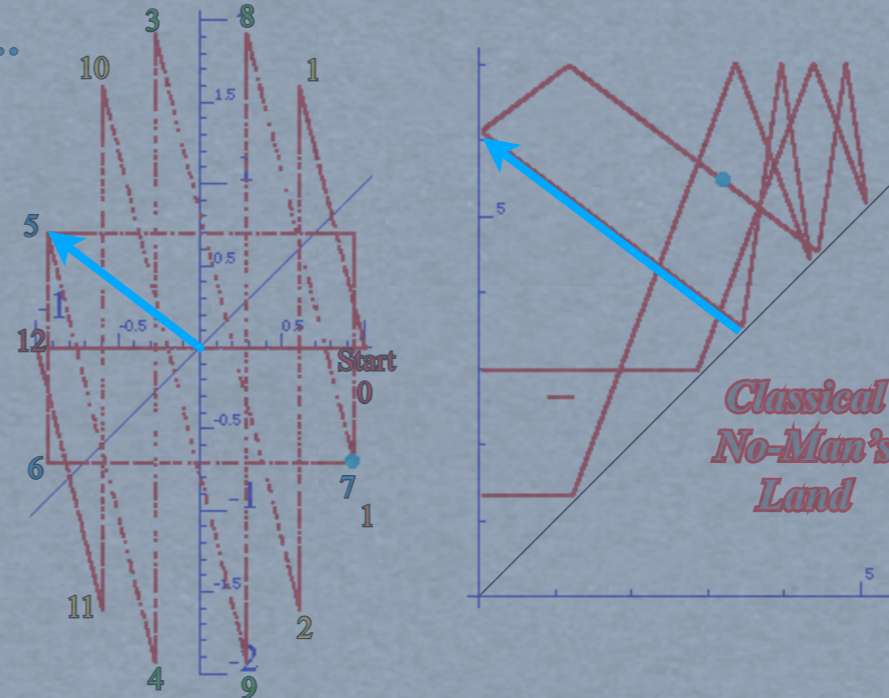
Simulations by *BounceIt*



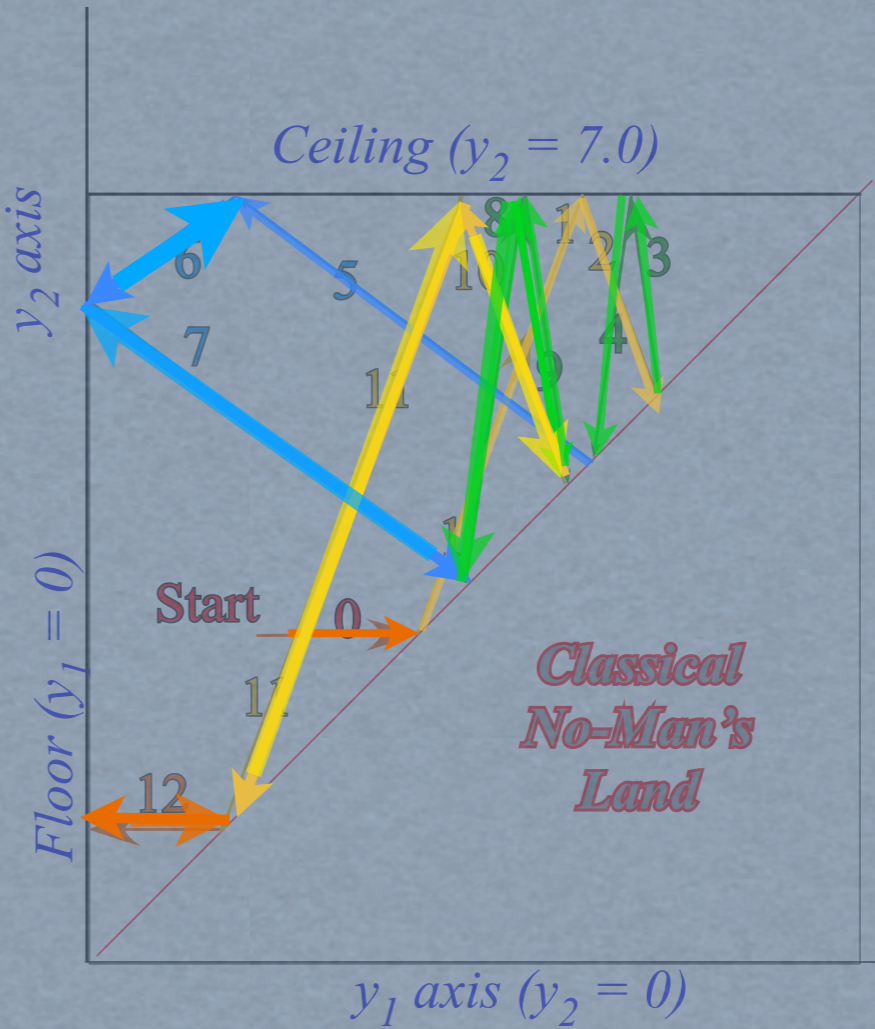
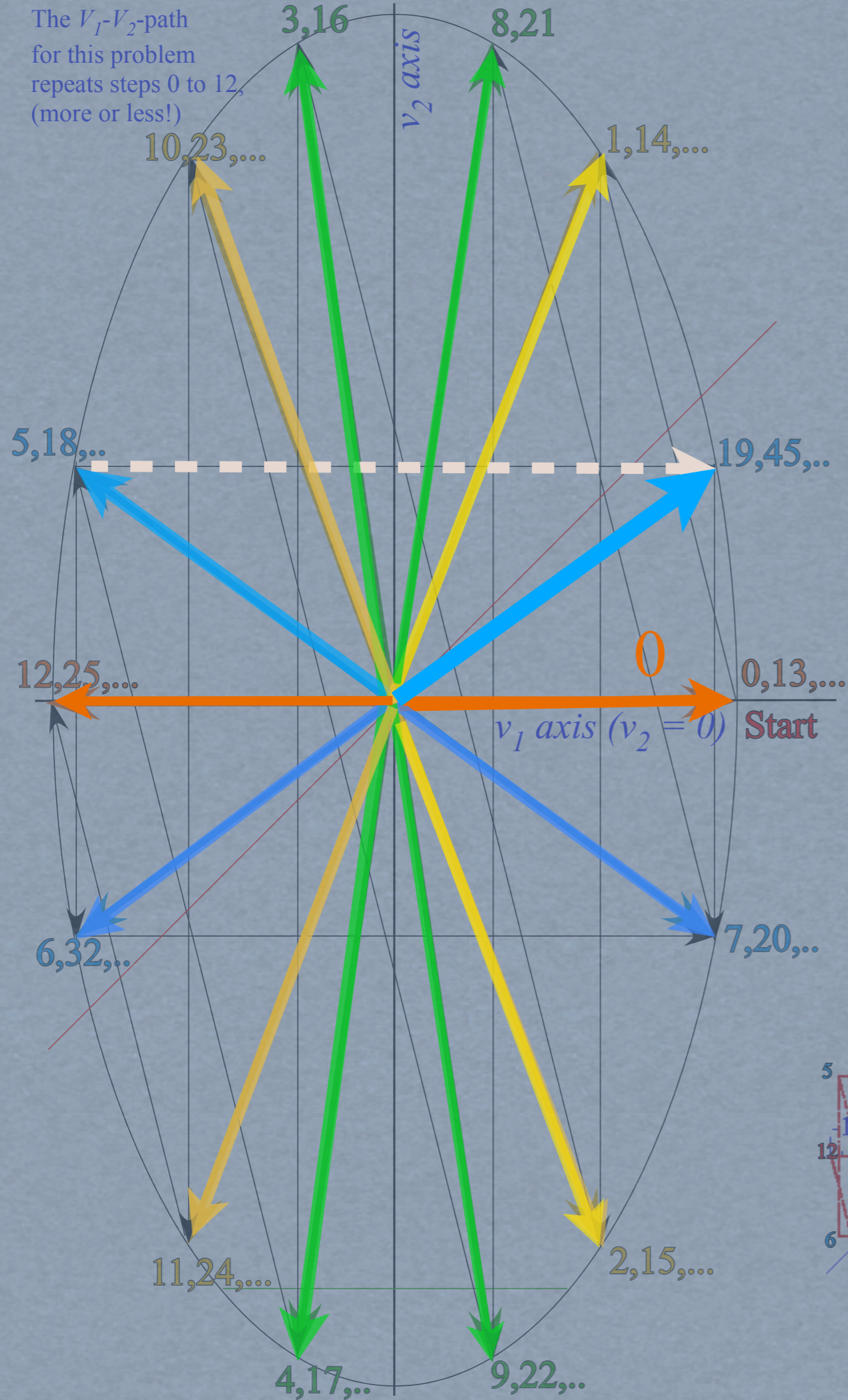
The  $V_1$ - $V_2$ -path  
for this problem  
repeats steps 0 to 12,  
(more or less!)



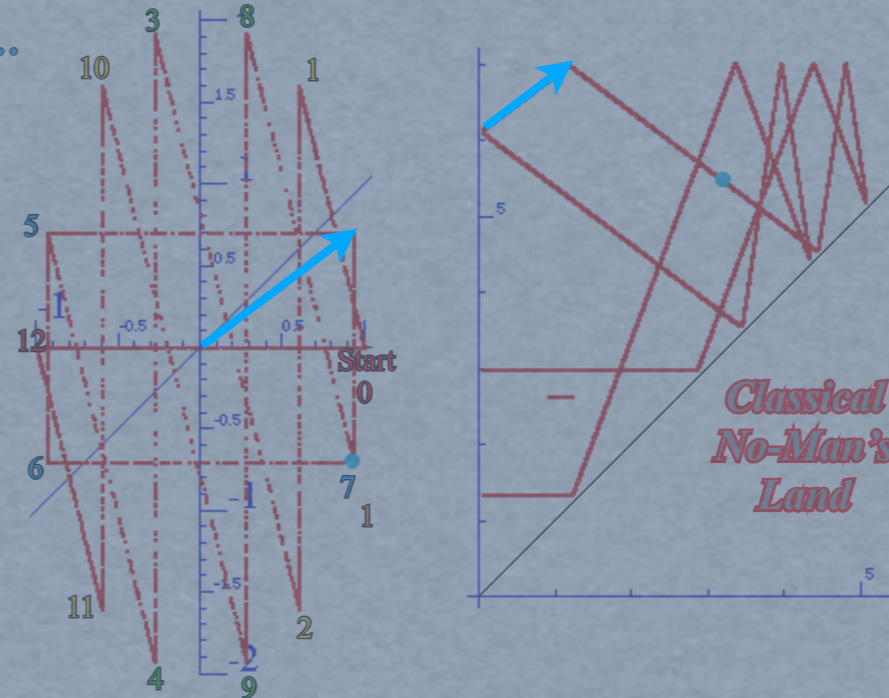
Simulations by *BounceIt*



The  $V_1$ - $V_2$ -path  
for this problem  
repeats steps 0 to 12,  
(more or less!)

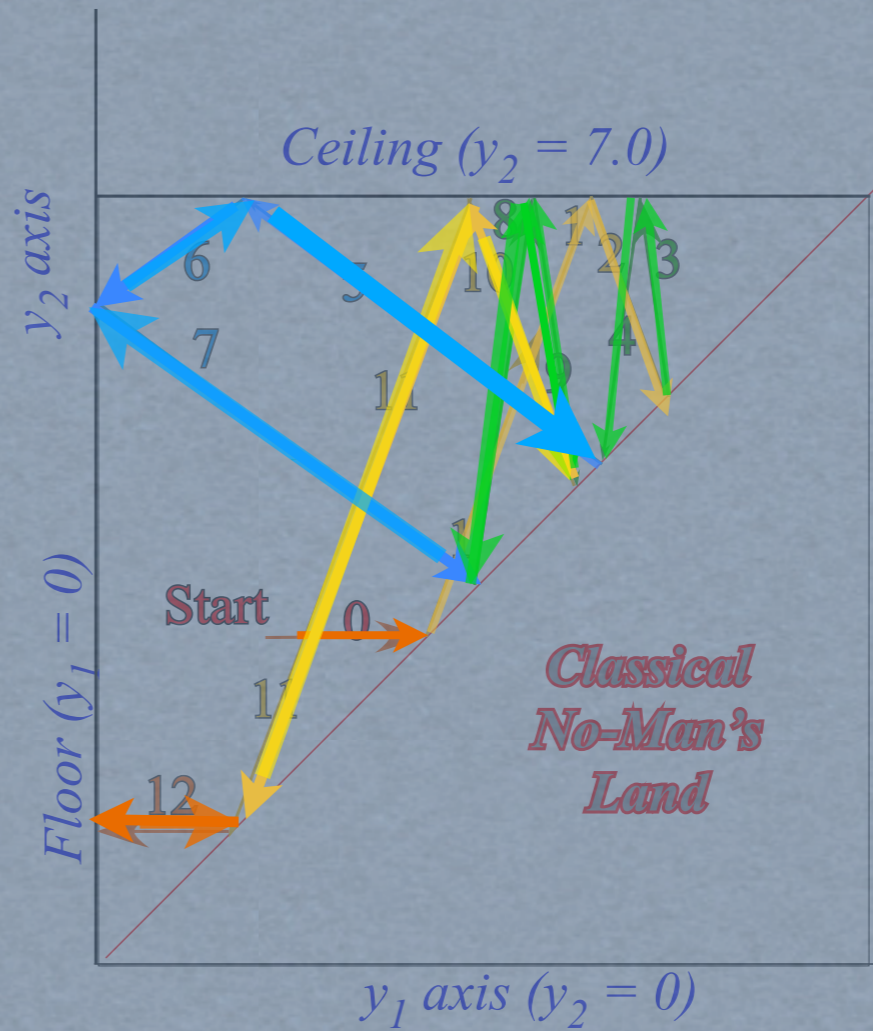
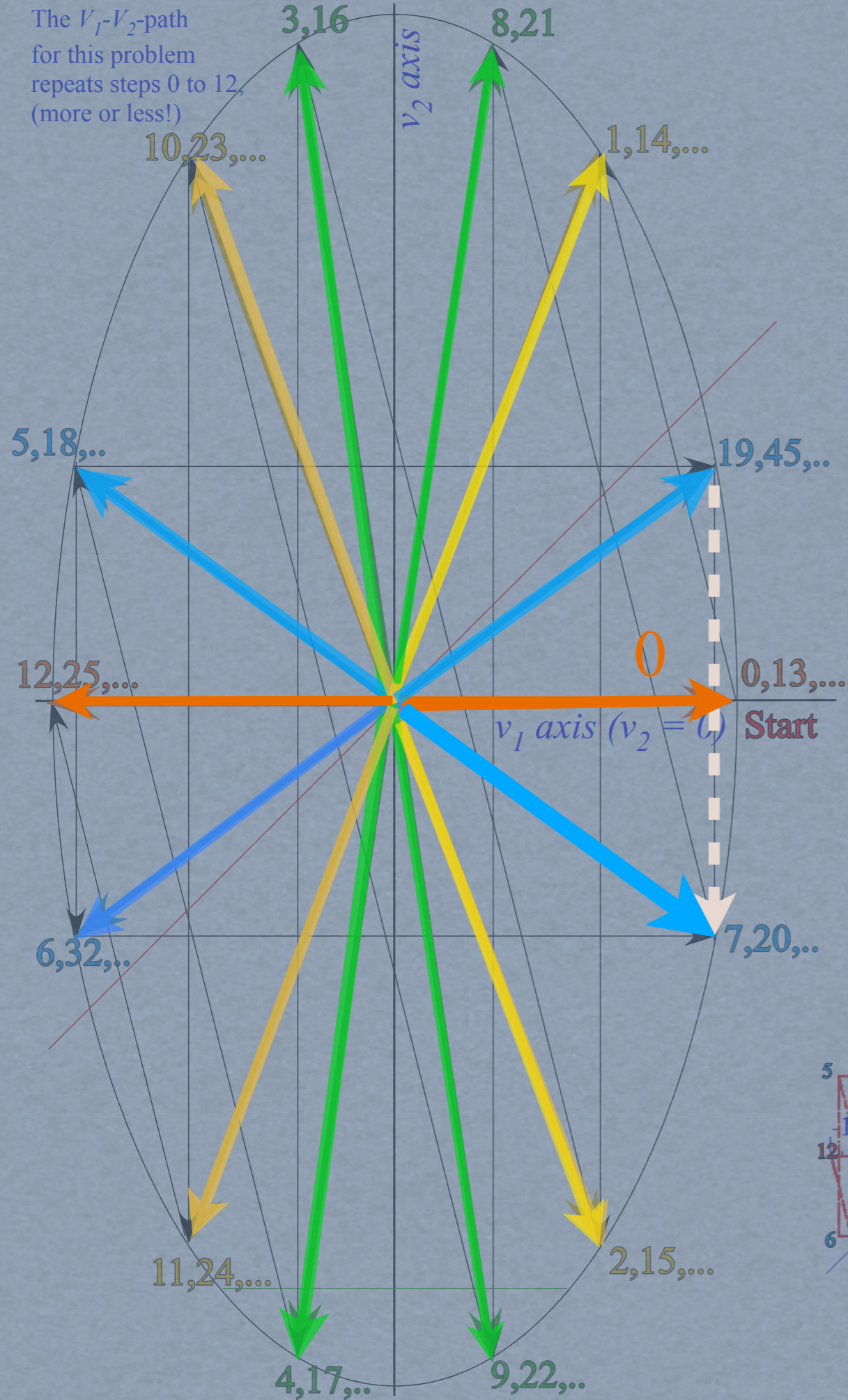


Simulations by *BounceIt*

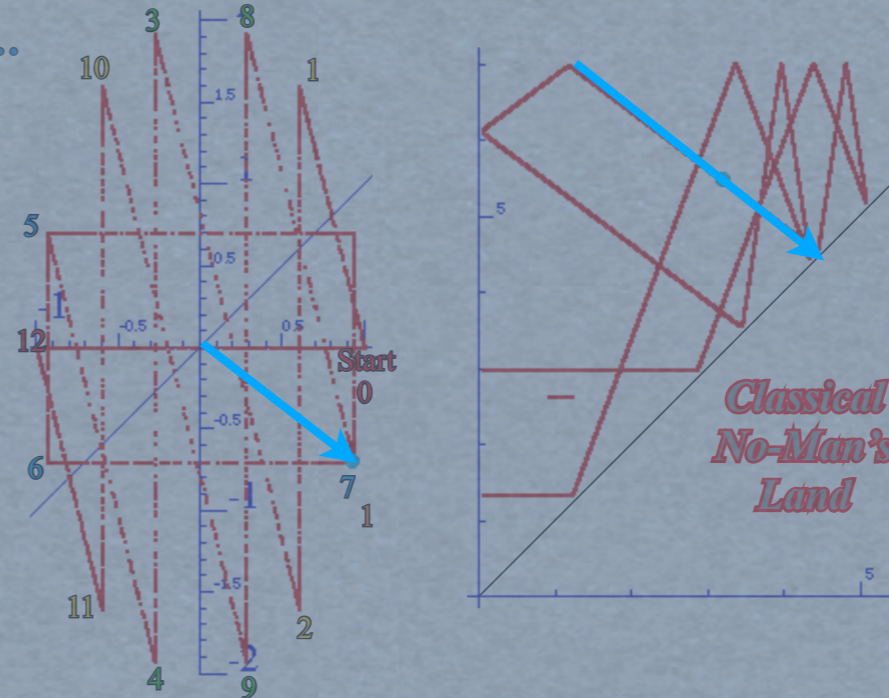




The  $V_1$ - $V_2$ -path  
for this problem  
repeats steps 0 to 12,  
(more or less!)

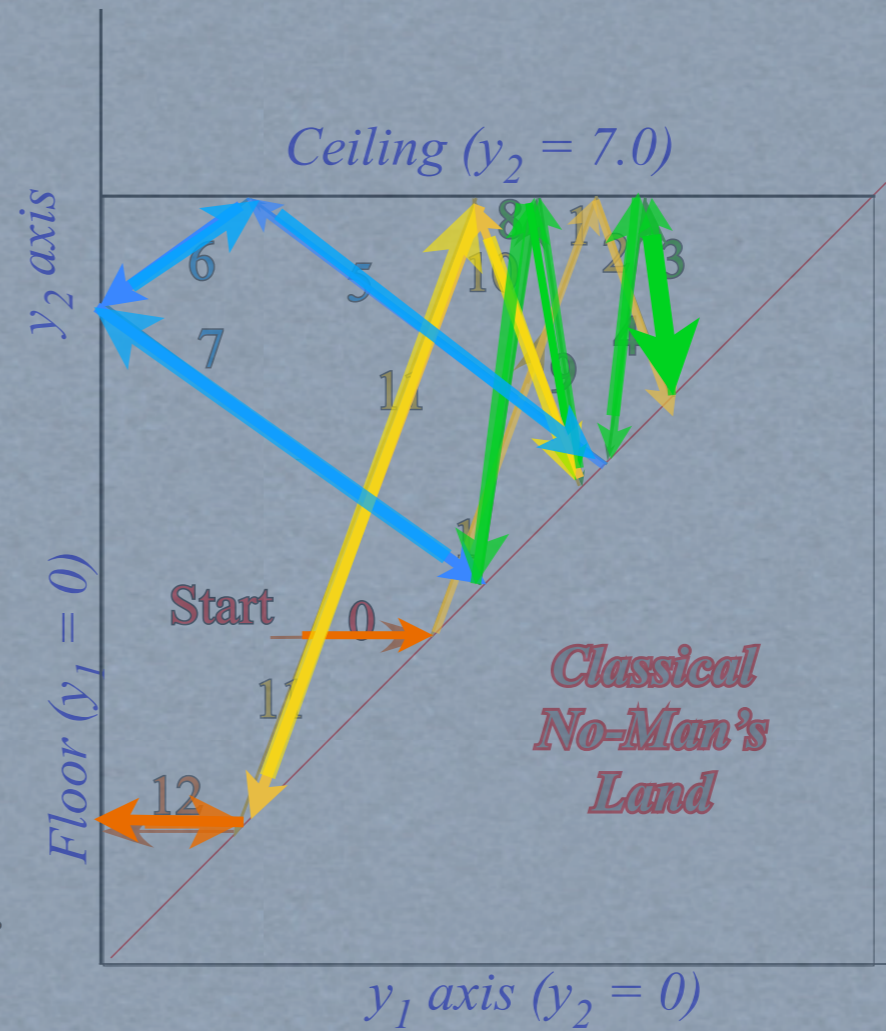
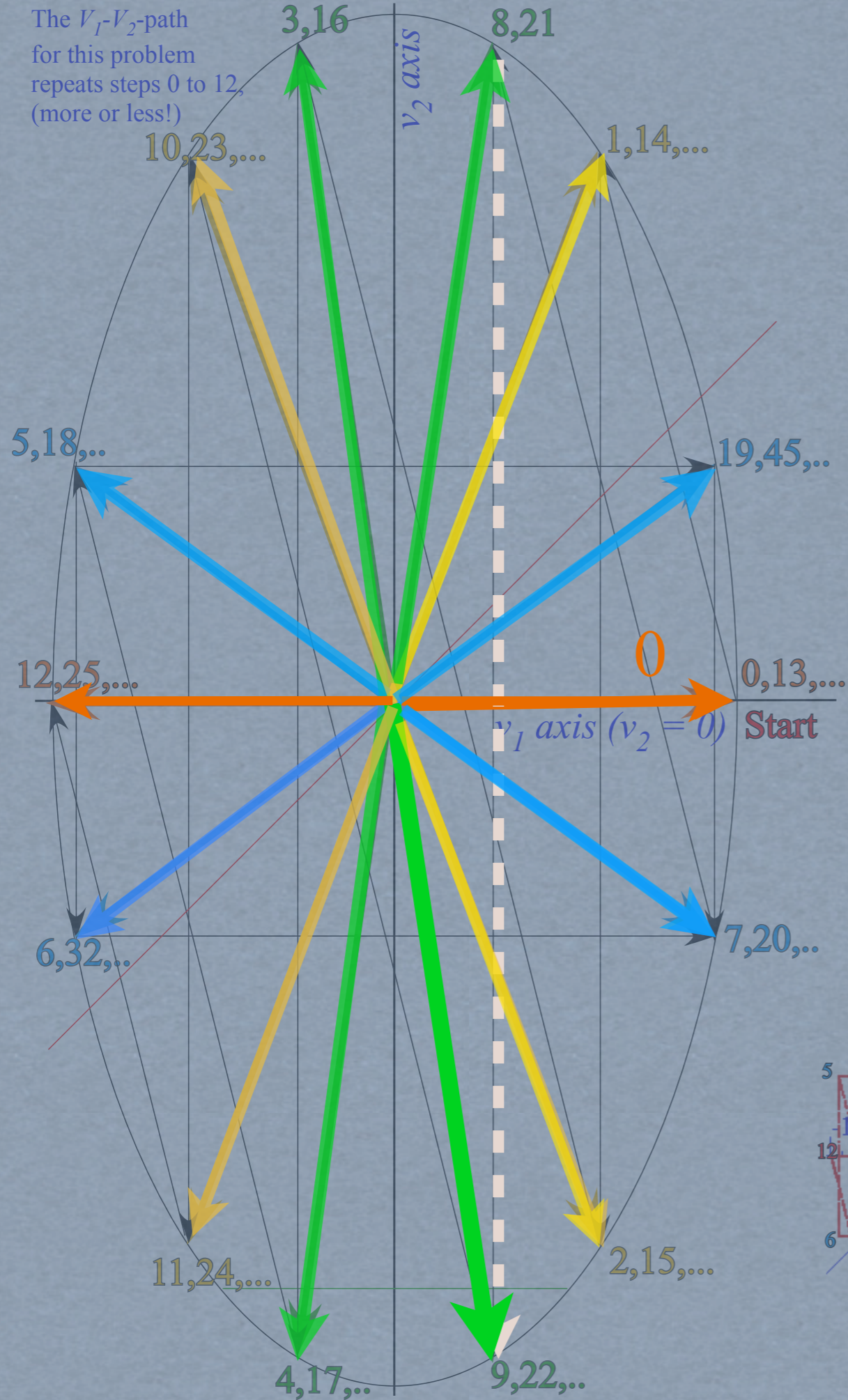


Simulations by *BounceIt*

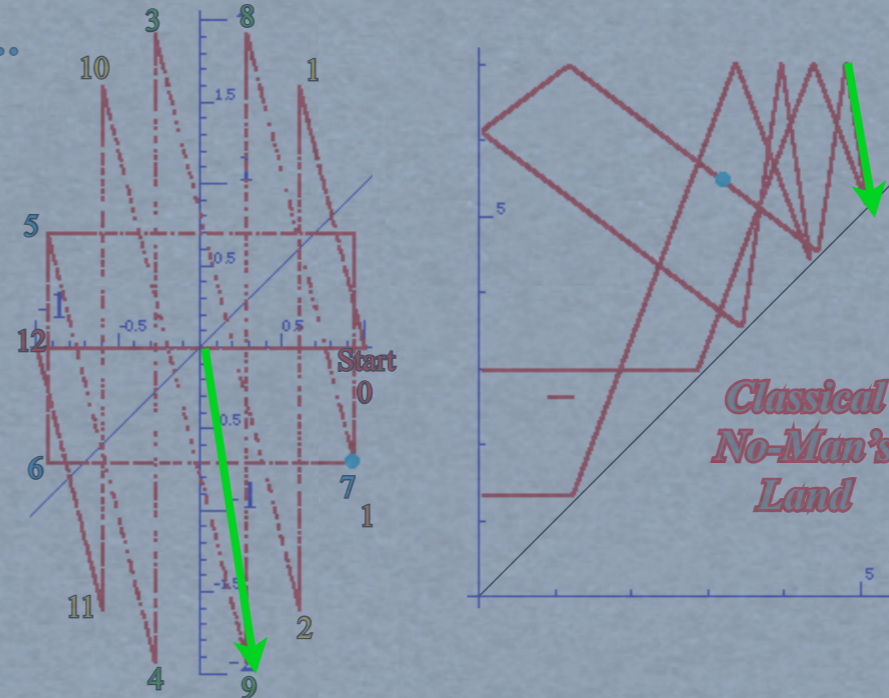




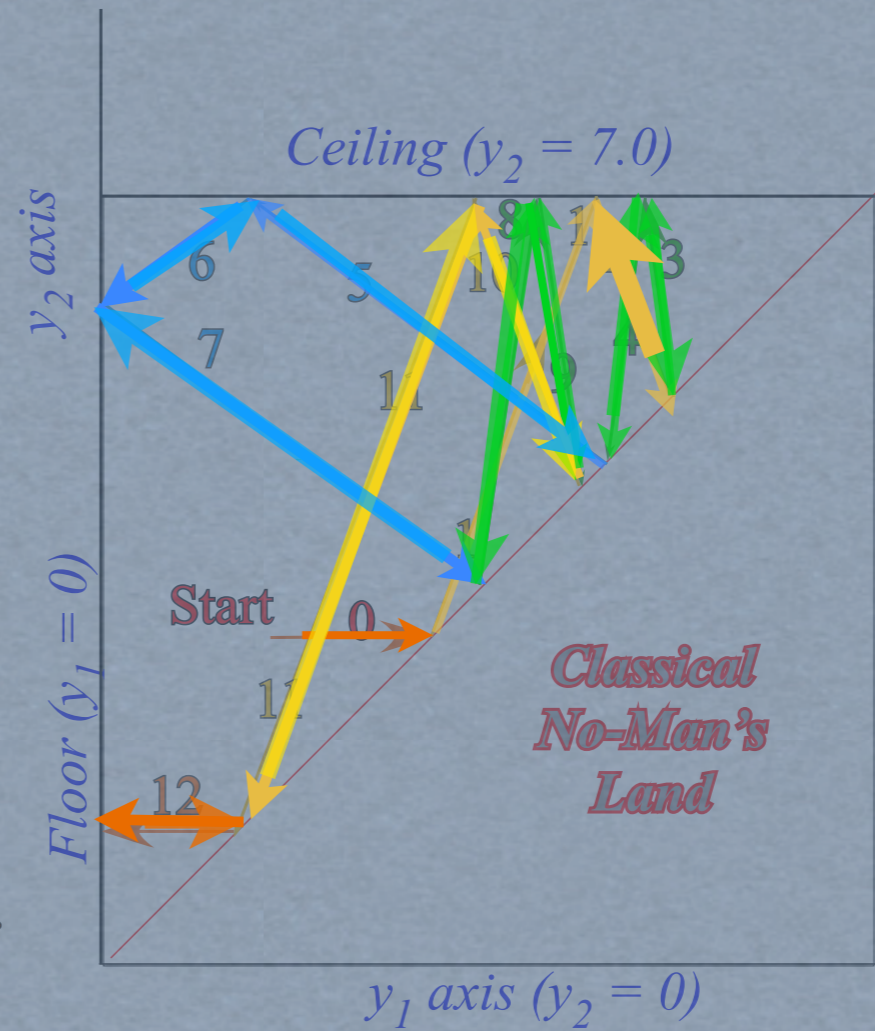
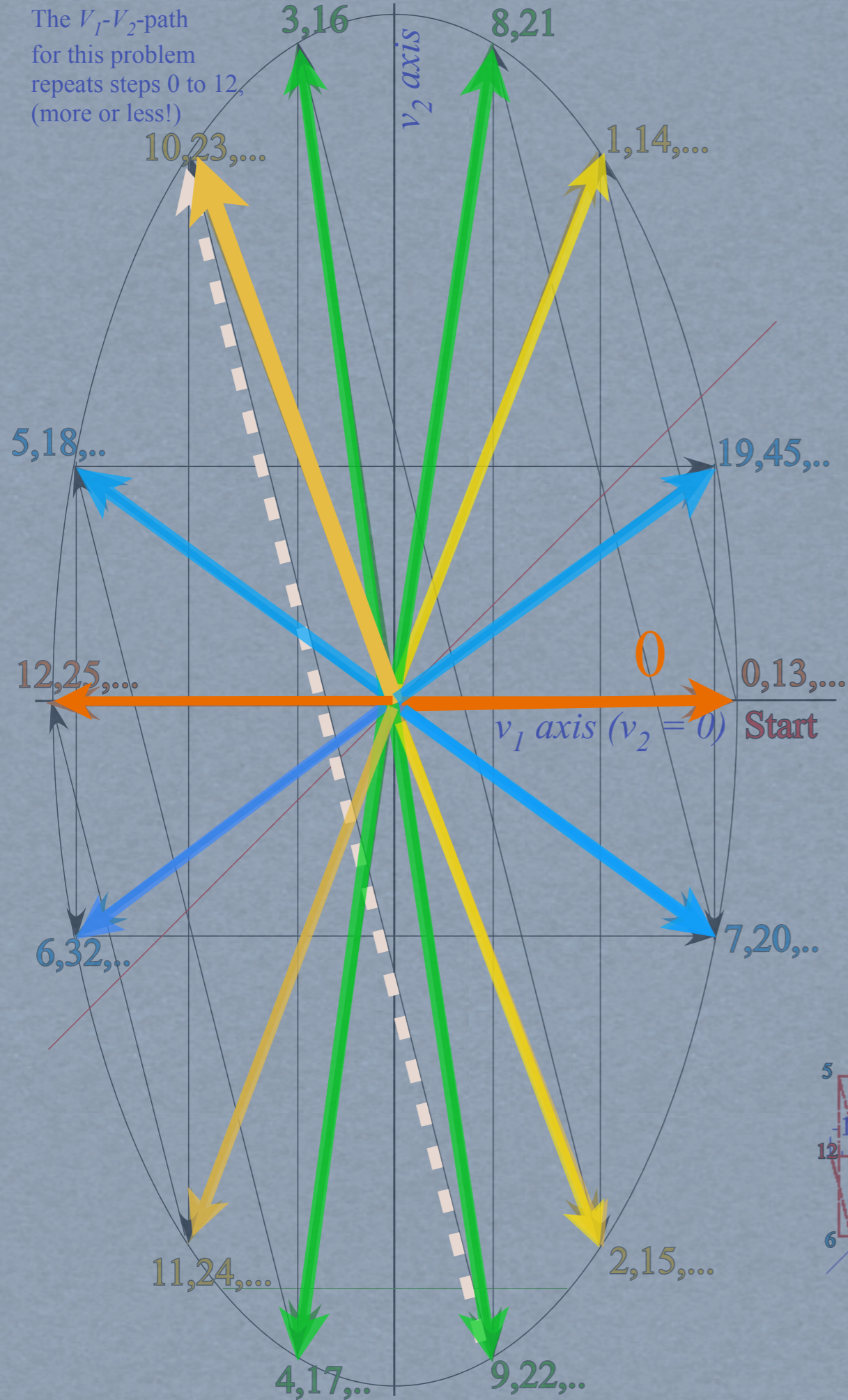
The  $V_1$ - $V_2$ -path  
for this problem  
repeats steps 0 to 12,  
(more or less!)



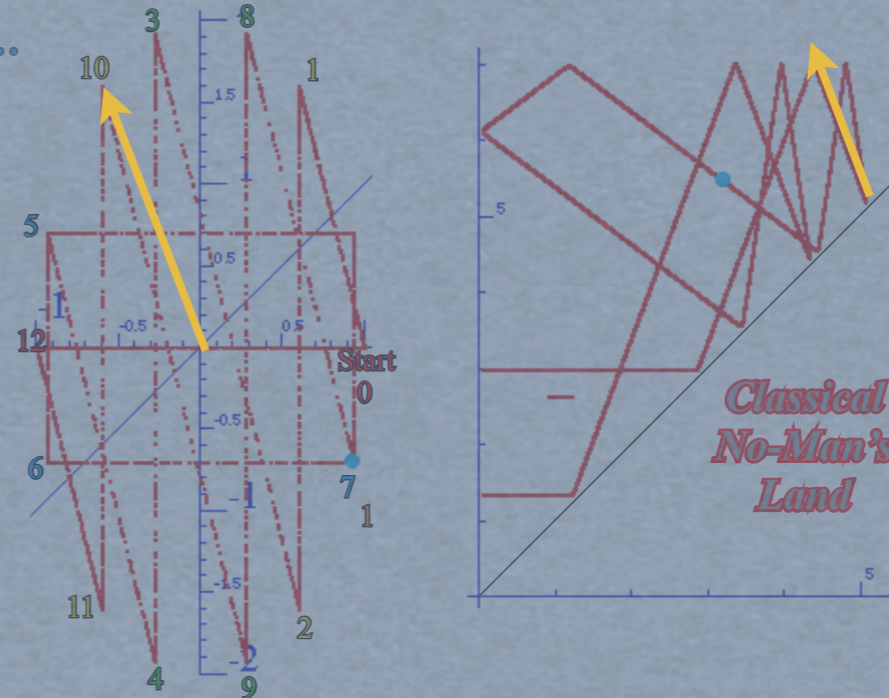
Simulations by *BounceIt*



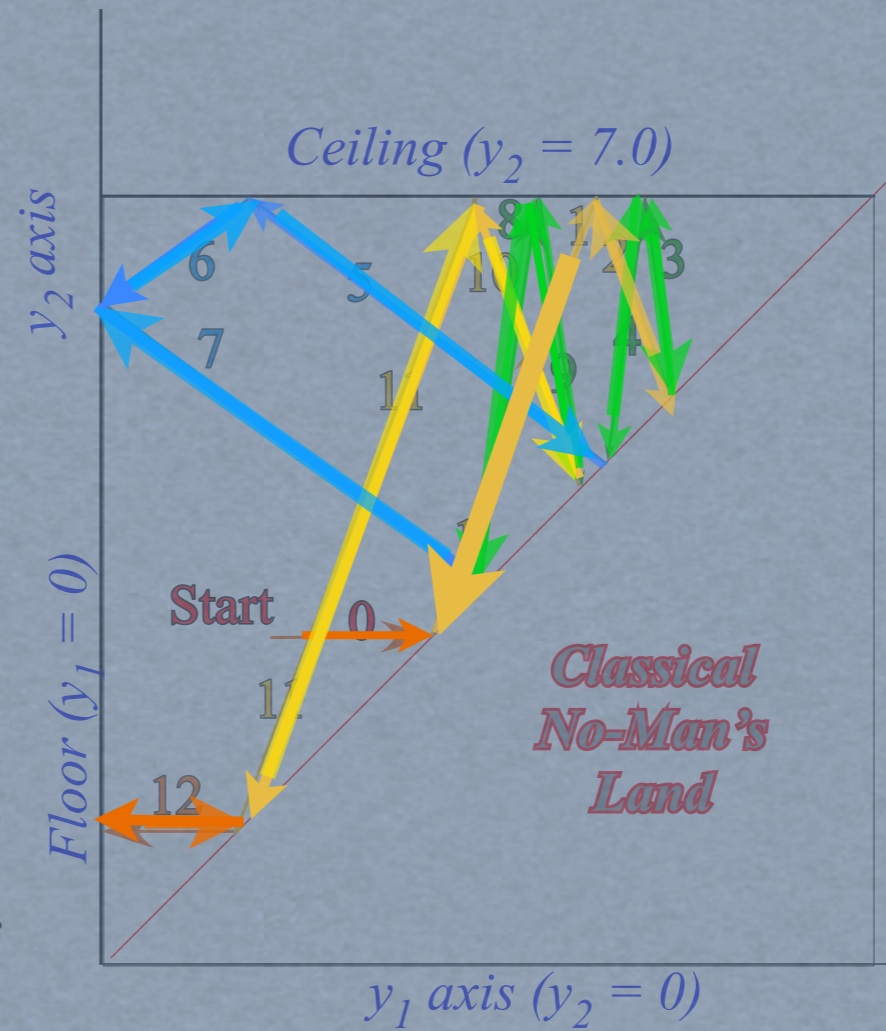
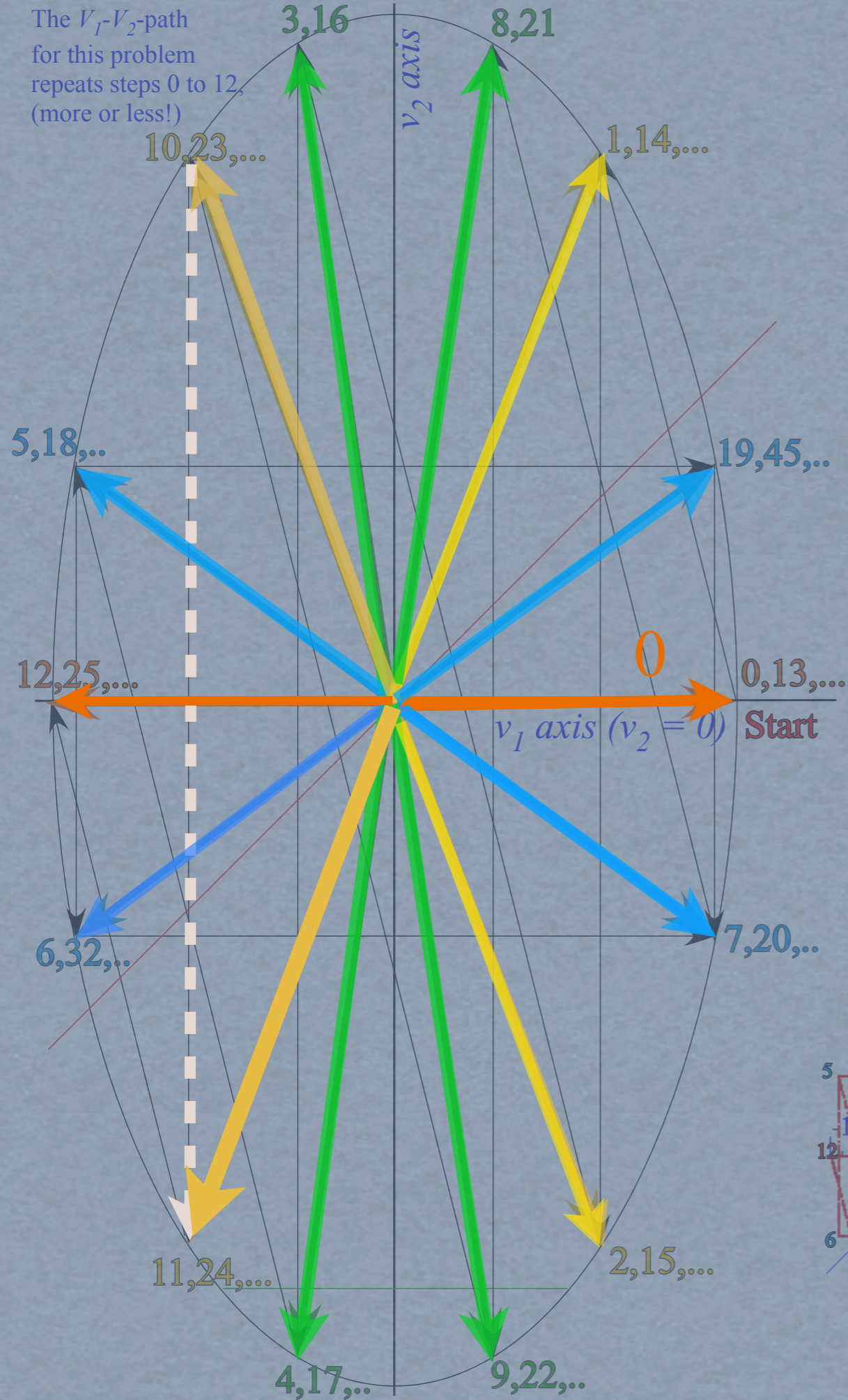
The  $V_1$ - $V_2$ -path for this problem repeats steps 0 to 12, (more or less!)



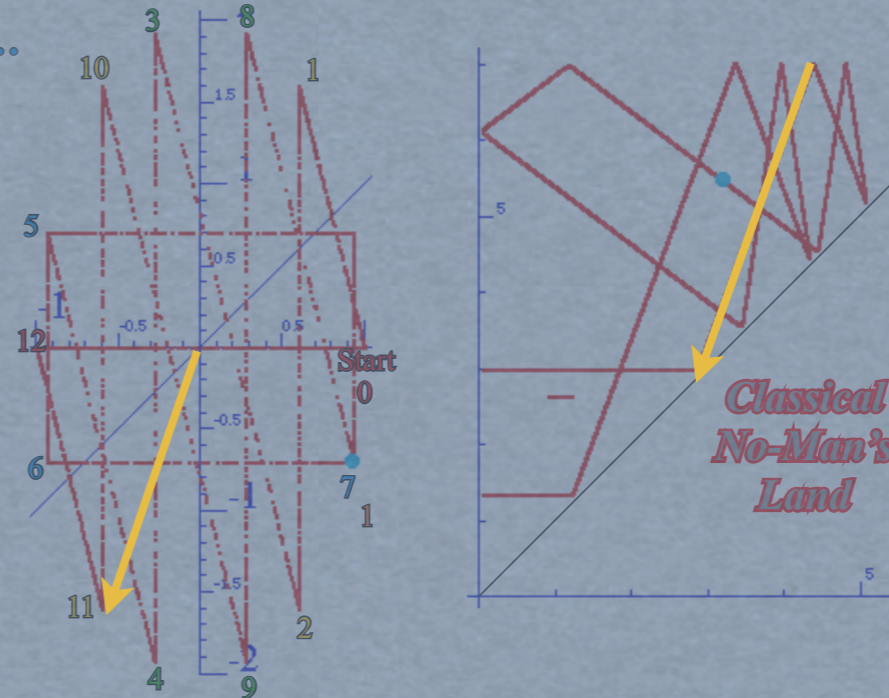
### Simulations by BounceIt



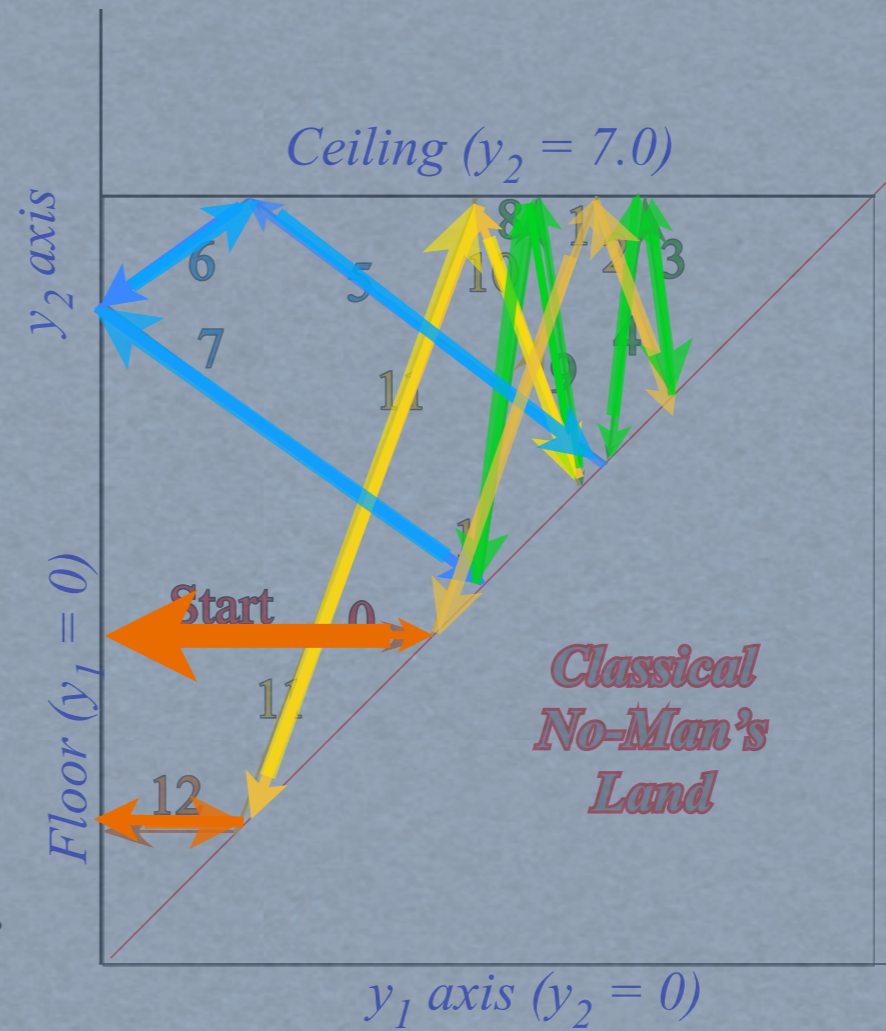
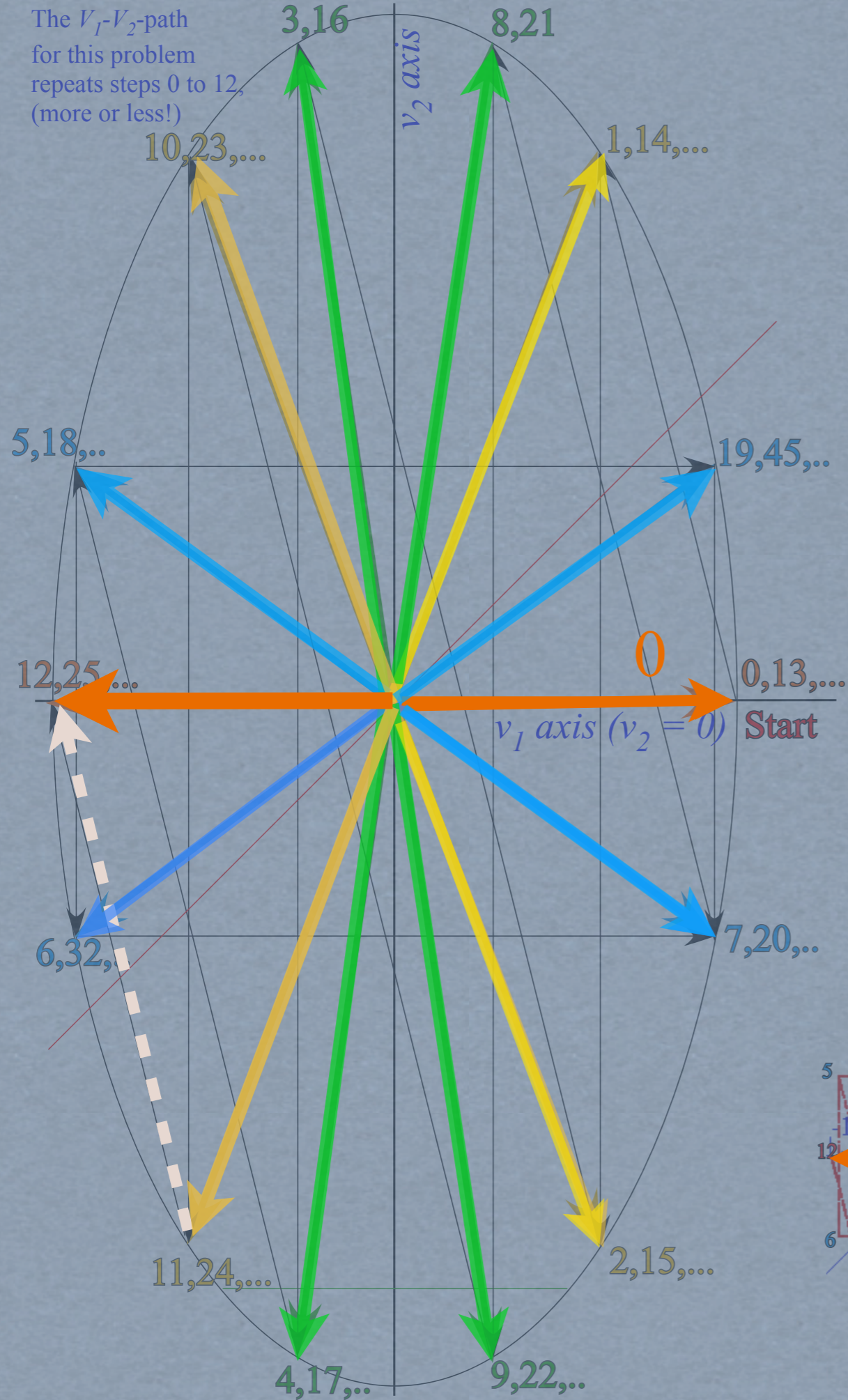
The  $V_1$ - $V_2$ -path for this problem repeats steps 0 to 12, (more or less!)



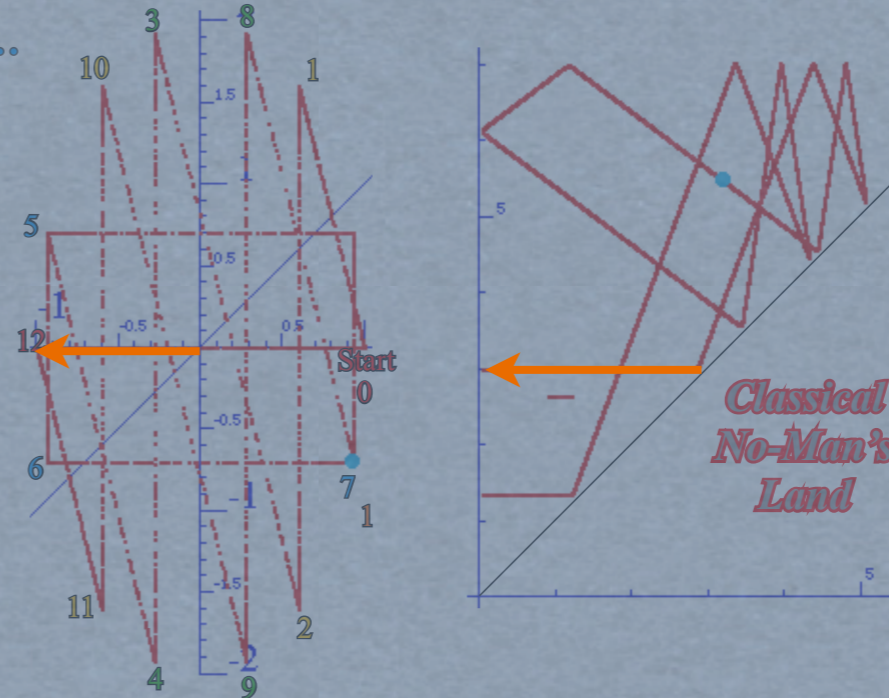
Simulations by *BounceIt*



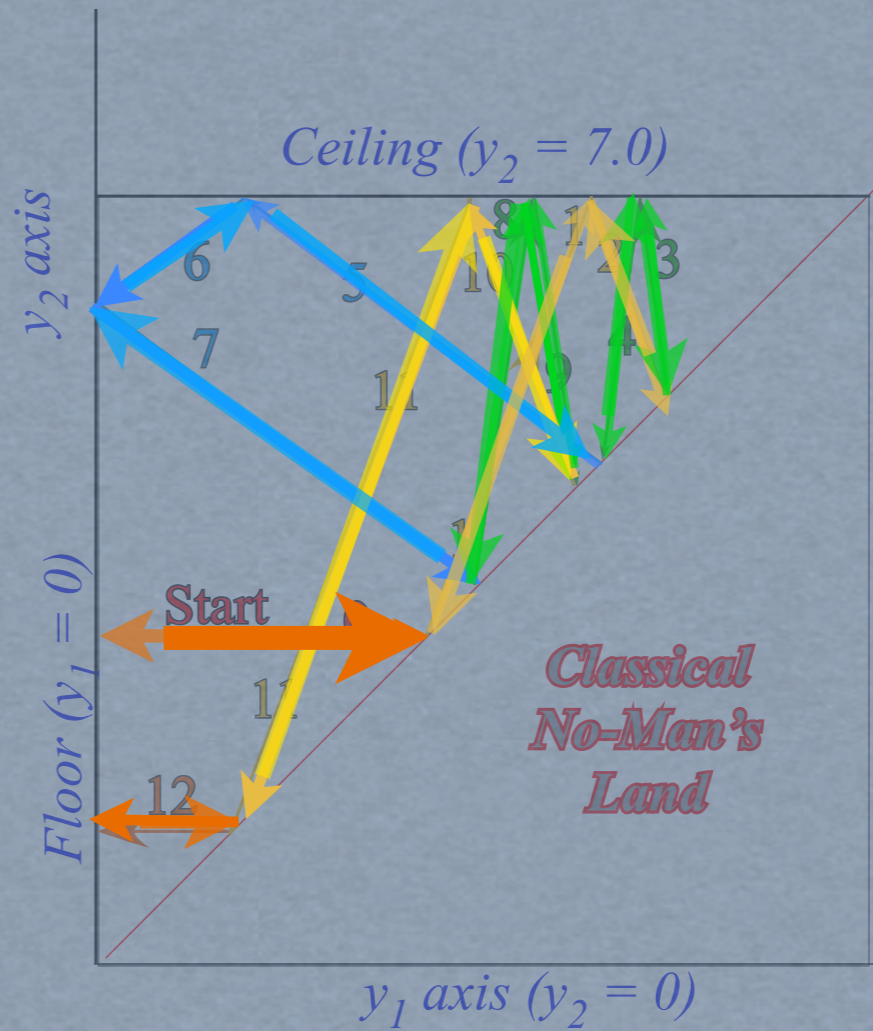
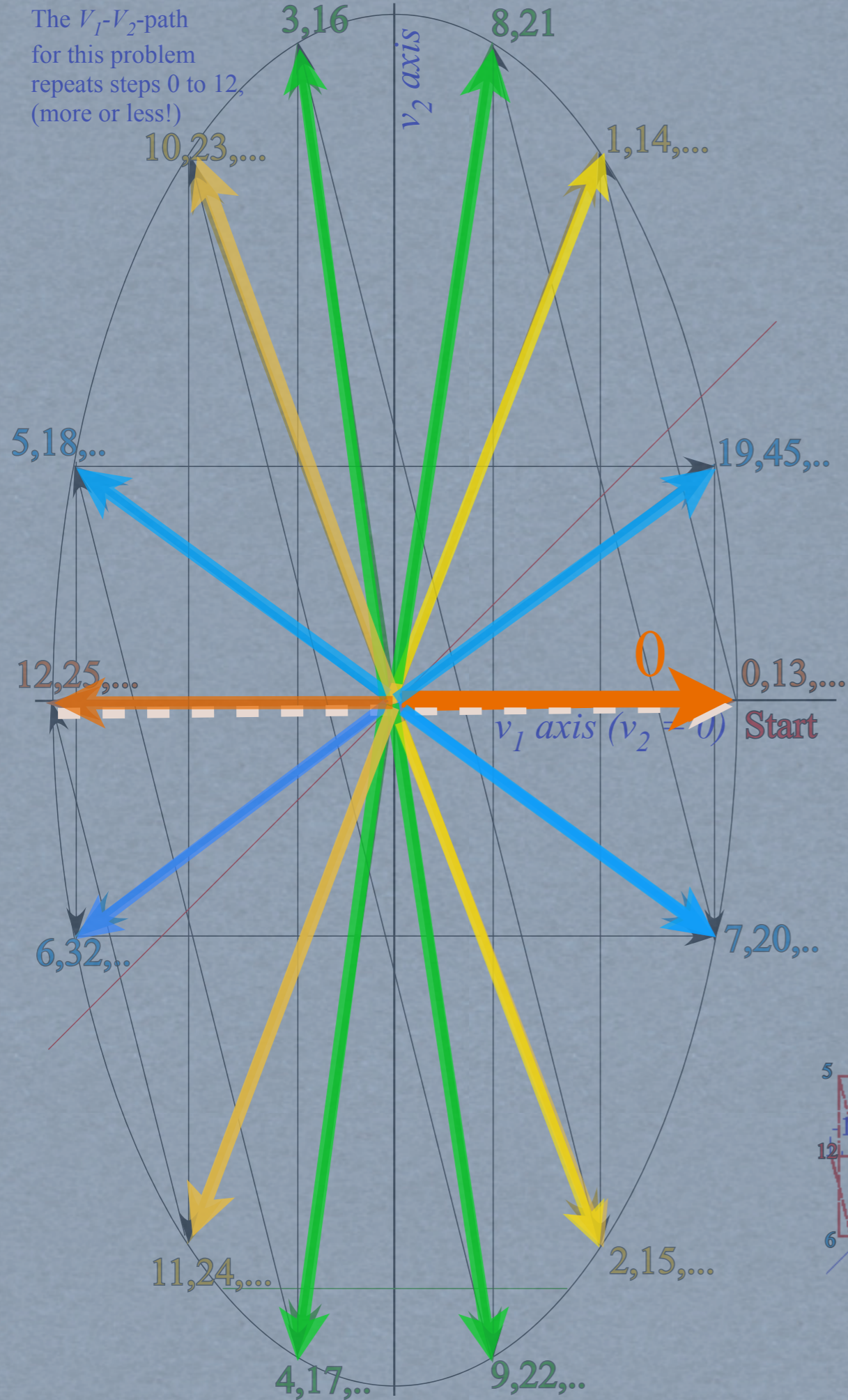
The  $V_1$ - $V_2$ -path for this problem repeats steps 0 to 12, (more or less!)



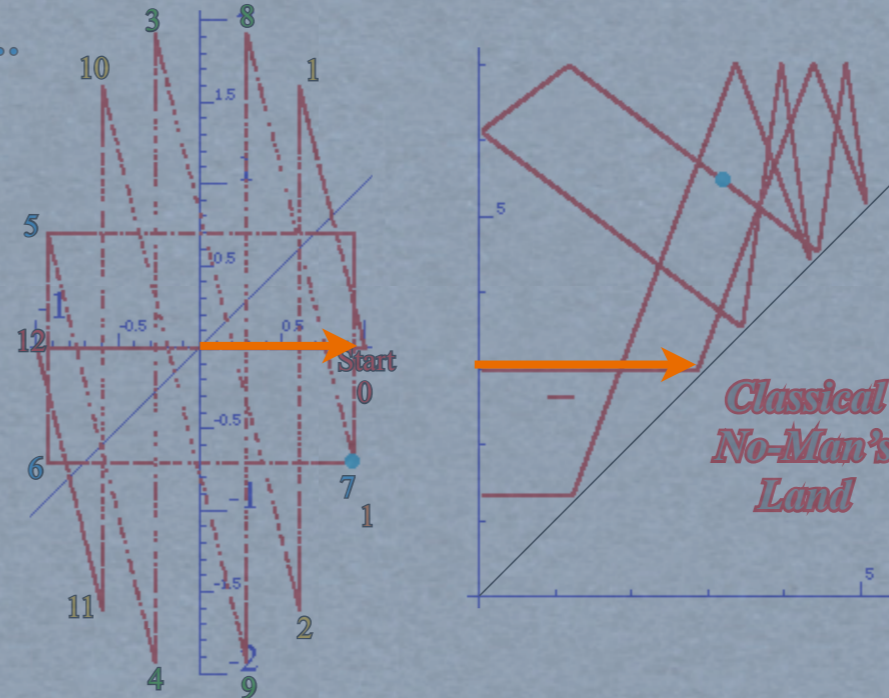
Simulations by *BounceIt*



The  $V_1$ - $V_2$ -path  
for this problem  
repeats steps 0 to 12,  
(more or less!)



Simulations by *BounceIt*



Estrangian plot of  
 $m_1/m_2=4/1$   
 collision  
 sequence  
 shows symmetry  
 (sort of)

c.o.m. lines  
 (cons. of mom.)  
 have slope  
 $-\sqrt{m_2}/\sqrt{m_1}=-2/1$

COM line  
 has slope  
 $\sqrt{m_2}/\sqrt{m_1}=1/2$

