

Lecture 7
Tue. 9.16.2014

Dynamics of Potentials and Force Fields

(Ch. 7 and Ch. 8 of Unit 1)

Potential energy dynamics of Superballs and related things

Thales geometry and “Sagittal approximation” to force law

Geometry and dynamics of single ball bounce

(a) Constant force $F=-k$ (linear potential $V=kx$)

Some physics of dare-devil diving 80 ft. into kidee pool

(b) Linear force $F=-kx$ (quadratic potential $V=\frac{1}{2}kx^2$ (like balloon))

(c) Non-linear force (like superball-floor or ball-bearing-anvil)

Geometry and potential dynamics of 2-ball bounce

A parable of RumpCo. vs CrapCorp. (introducing 3-mass potential-driven dynamics)

A story of USC pre-meds visiting Whammo Manufacturing Co.

(Leads to Sagittal

Geometry and dynamics of n -ball bounces

Analogy with shockwave and acoustical horn amplifier

Advantages of a geometric m_1, m_2, m_3, \dots series

A story of Stirling Colgate (Palmolive) and core-collapse supernovae

*potential analysis of
2, 3, and 4 body towers)*

Many-body 1D collisions

Elastic examples: Western buckboard

Bouncing columns and Newton's cradle

Inelastic examples: “Zig-zag geometry” of freeway crashes

Super-elastic examples: This really is “Rocket-Science”

Potential energy dynamics of Superballs and related things



Thales geometry and “Sagittal approximation” to force law

Geometry and dynamics of single ball bounce

General Non-linear force (like superball-floor or ball-bearing-anvil)

Constant force $F=-k$ (linear potential $V=kx$)

Some physics of dare-devil-diving 80 ft. into kidee pool

Linear force $F=-kx$ (quadratic potential $V=\frac{1}{2}kx^2$ (like balloon))

Geometry and potential dynamics of 2-ball bounce

A parable of RumpCo. vs CrapCorp. (introducing 3-mass potential-driven dynamics)

A story of USC pre-meds visiting Whammo Manufacturing Co.

Geometry and dynamics of n-ball bounces

Analogy with shockwave and acoustical horn amplifier

Advantages of a geometric m_1, m_2, m_3, \dots series

A story of Stirling Colgate (Palmolive) and core-collapse supernovae

Many-body 1D collisions

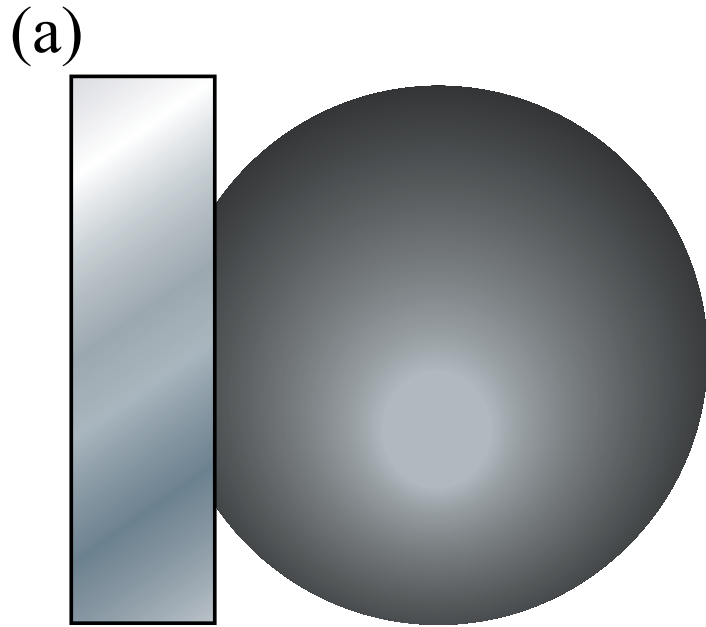
Elastic examples: Western buckboard

Bouncing columns and Newton's cradle

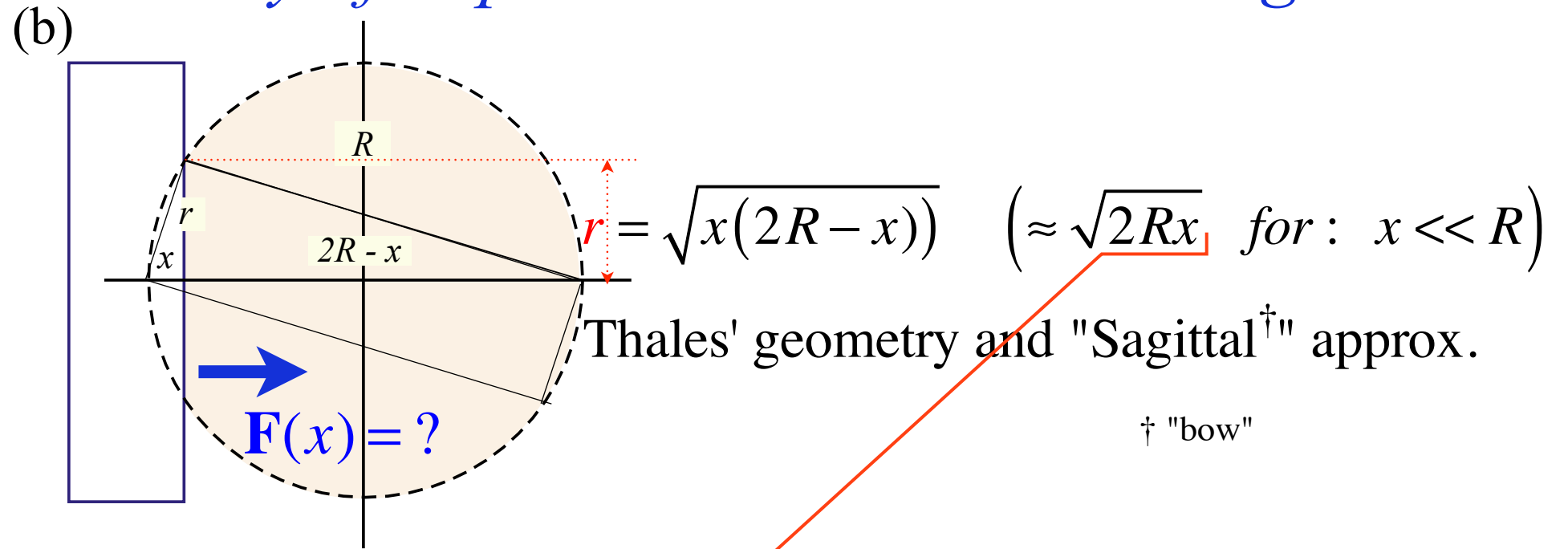
Inelastic examples: “Zig-zag geometry” of freeway crashes

Super-elastic examples: This really is “Rocket-Science”

Potential Energy Geometry of Superballs and Related things



Unit 1
Fig. 7.1
(modified)



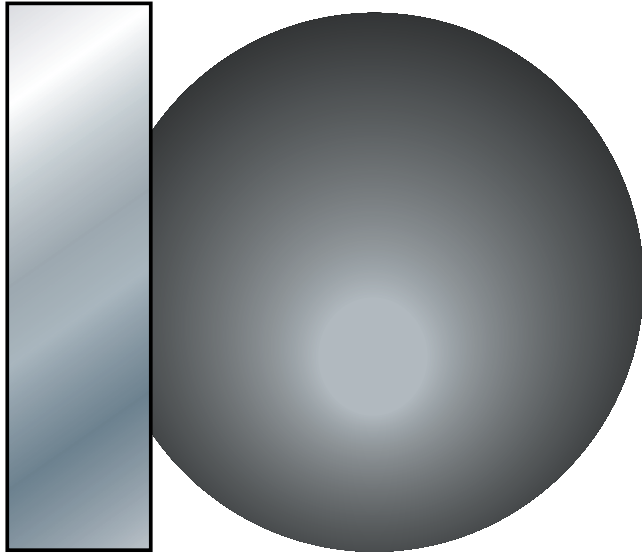
If superball was a balloon its bounce force law would be linear $F = -k \cdot x$ (Hooke Law)

$$F_{\text{balloon}}(x) = P \cdot A = P \cdot \pi r^2 \approx P \cdot \pi 2Rx$$

(Pressure) · (Area)

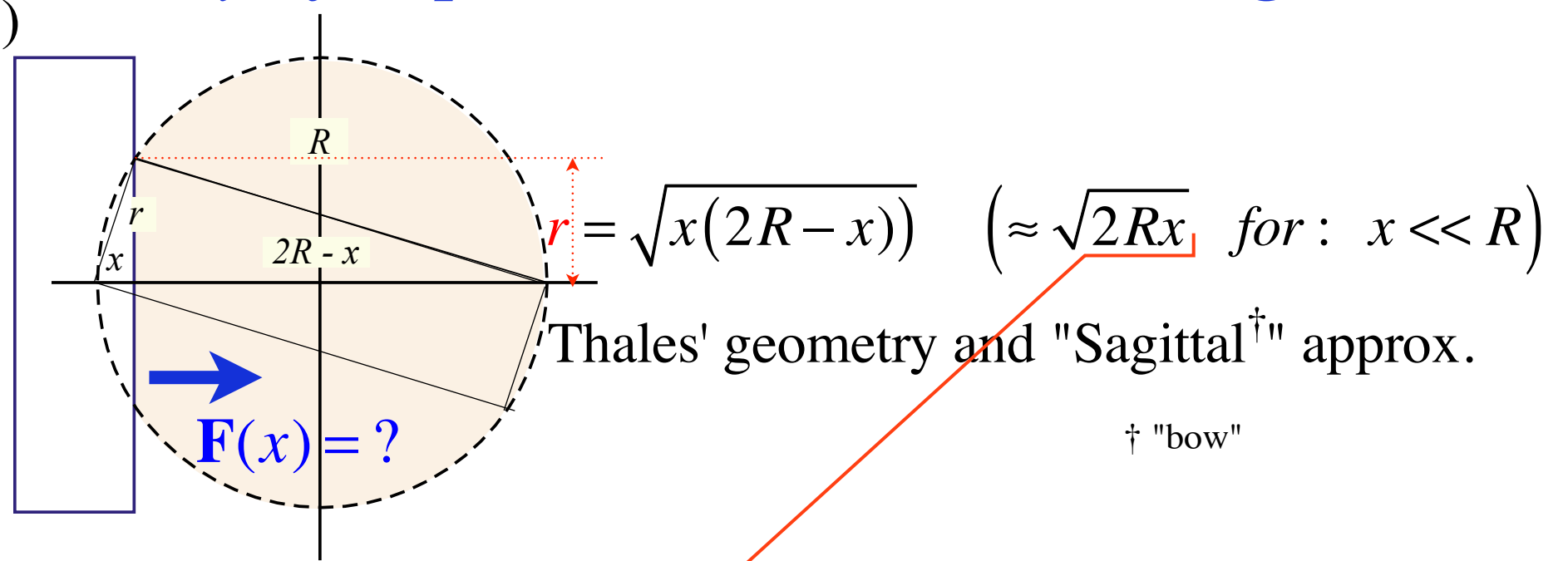
Potential Energy Geometry of Superballs and Related things

(a)



Unit 1
Fig. 7.1
(modified)

(b)



If superball was a balloon its bounce force law would be linear $F = -k \cdot x$ (Hooke Law)

$$F_{\text{balloon}}(x) = P \cdot A = P \cdot \pi r^2$$

(Pressure) · (Area)

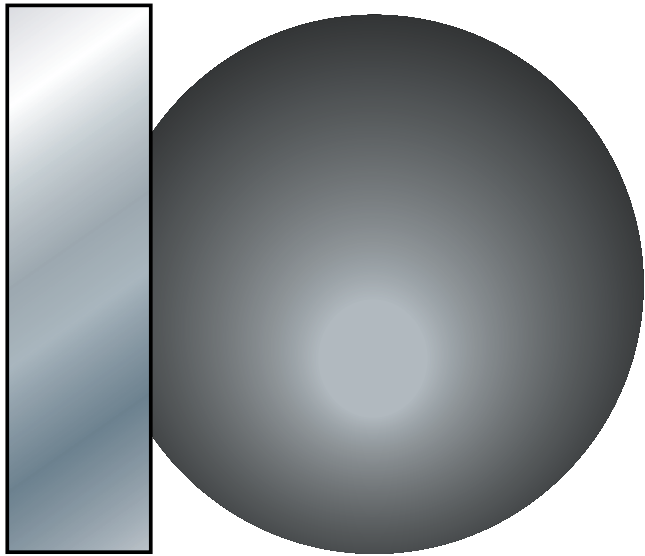
$$\approx P \cdot \pi 2Rx = P \cdot 2\pi Rx$$

(Hooke spring constant k)

$$= kx$$

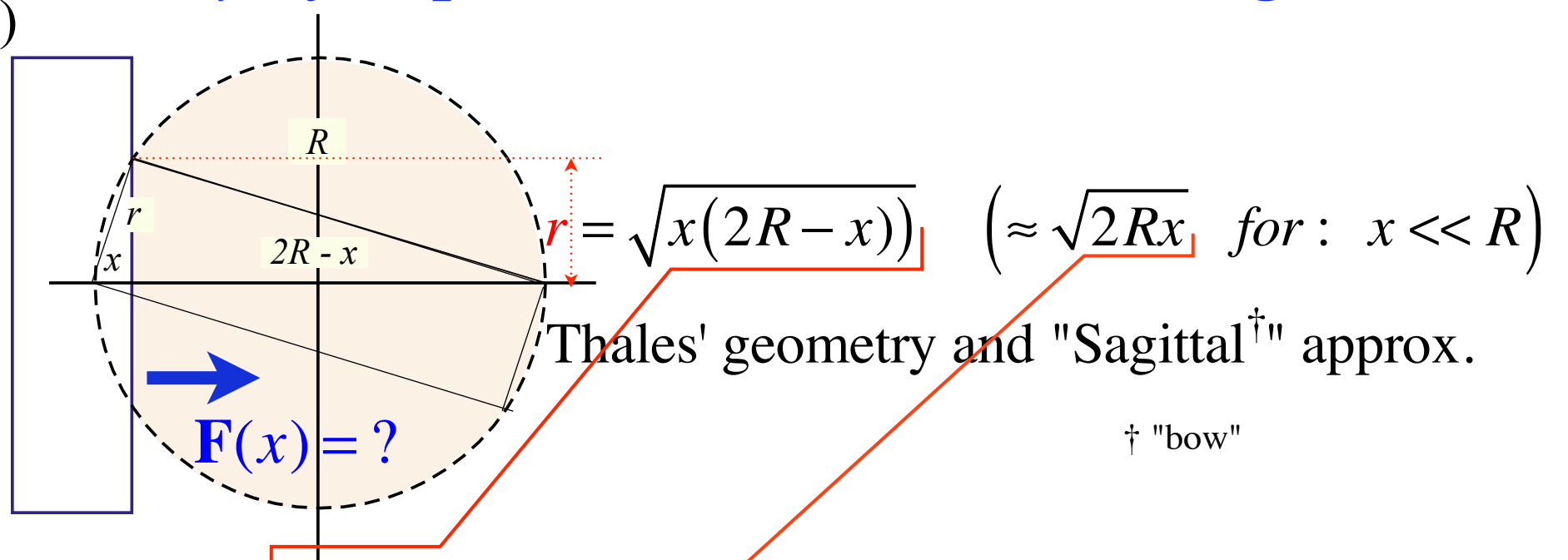
Potential Energy Geometry of Superballs and Related things

(a)



Unit 1
Fig. 7.1
(modified)

(b)



If superball was a balloon its bounce force law would be linear $F = -k \cdot x$ (Hooke Law)

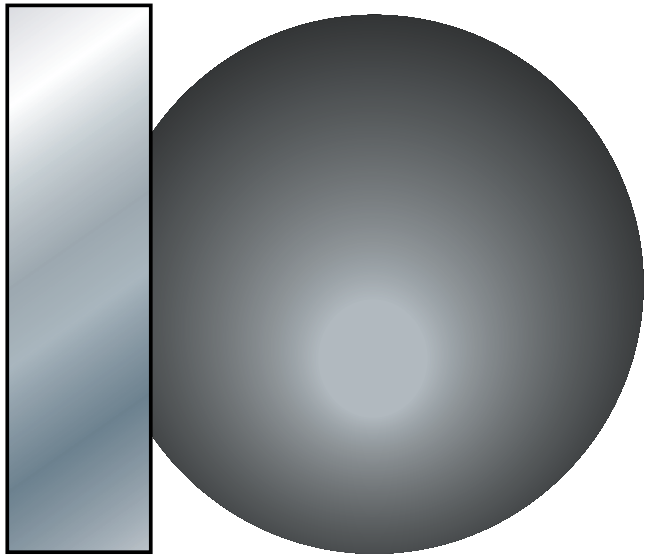
$$\begin{aligned}
 F_{\text{balloon}}(x) &= P \cdot A = P \cdot \pi r^2 \\
 &\approx P \cdot \pi 2Rx = P \cdot 2\pi Rx \quad (\text{Hooke spring constant } k) \\
 &= kx
 \end{aligned}$$

Instead superball force law depends on bulk *volume* modulus and is non-linear $F \sim x^p + ?$ (Power Law?)

$$\text{Volume}(X) = \int_0^X \pi r^2 dx = \int_0^X \pi x(2R - x) dx$$

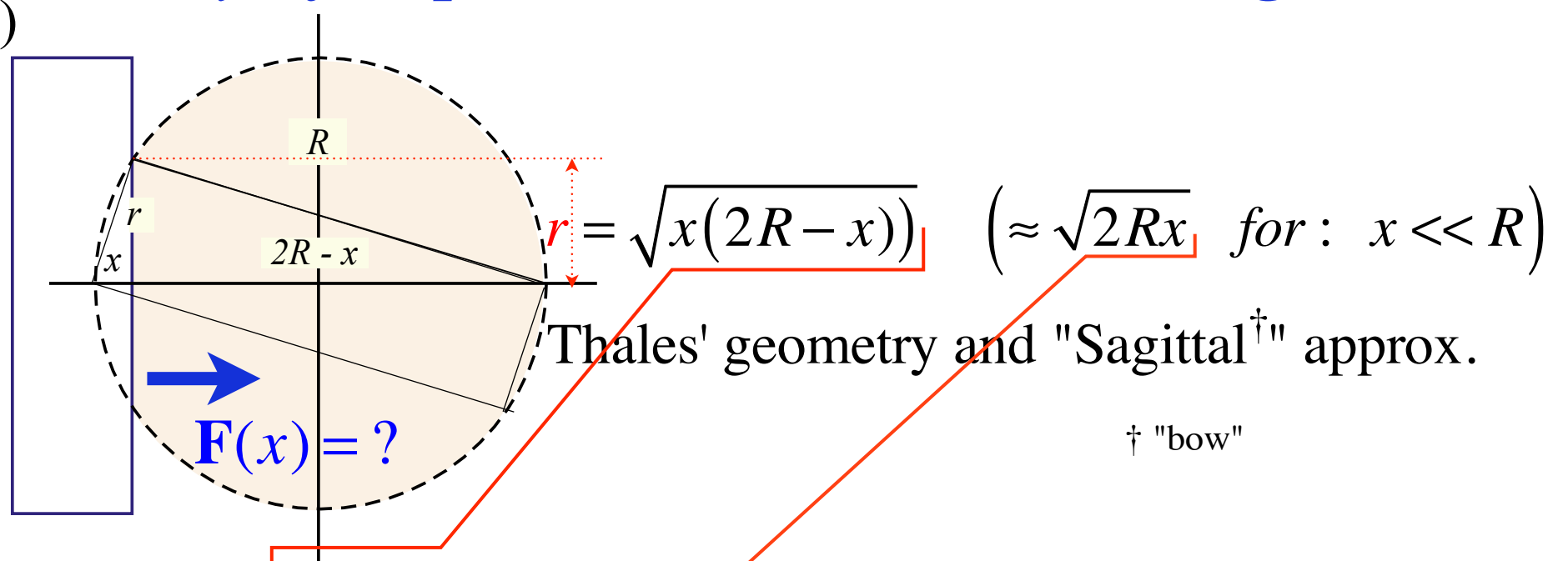
Potential Energy Geometry of Superballs and Related things

(a)



Unit 1
Fig. 7.1
(modified)

(b)



If superball was a balloon its bounce force law would be linear $F = -k \cdot x$ (Hooke Law)

$$F_{\text{balloon}}(x) = P \cdot A = P \cdot \pi r^2$$

(Pressure) · (Area)

$$\approx P \cdot \pi 2Rx = P \cdot 2\pi Rx$$

(Hooke spring constant k)

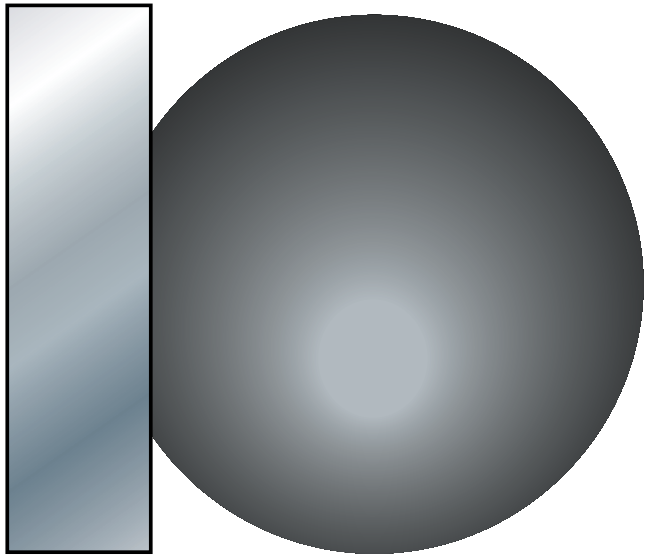
$$= kx$$

Instead superball force law depends on bulk *volume* modulus and is non-linear $F \sim x^p + ?$ (Power Law?)

$$Volume(X) = \int_0^X \pi r^2 dx = \int_0^X \pi x(2R - x) dx = \int_0^X 2R\pi x dx - \int_0^X \pi x^2 dx = R\pi X^2 - \frac{\pi X^3}{3} \approx \begin{cases} R\pi X^2 & (\text{for } : X \ll R) \\ \frac{4}{3}\pi R^3 & (\text{for } : X = 2R) \end{cases}$$

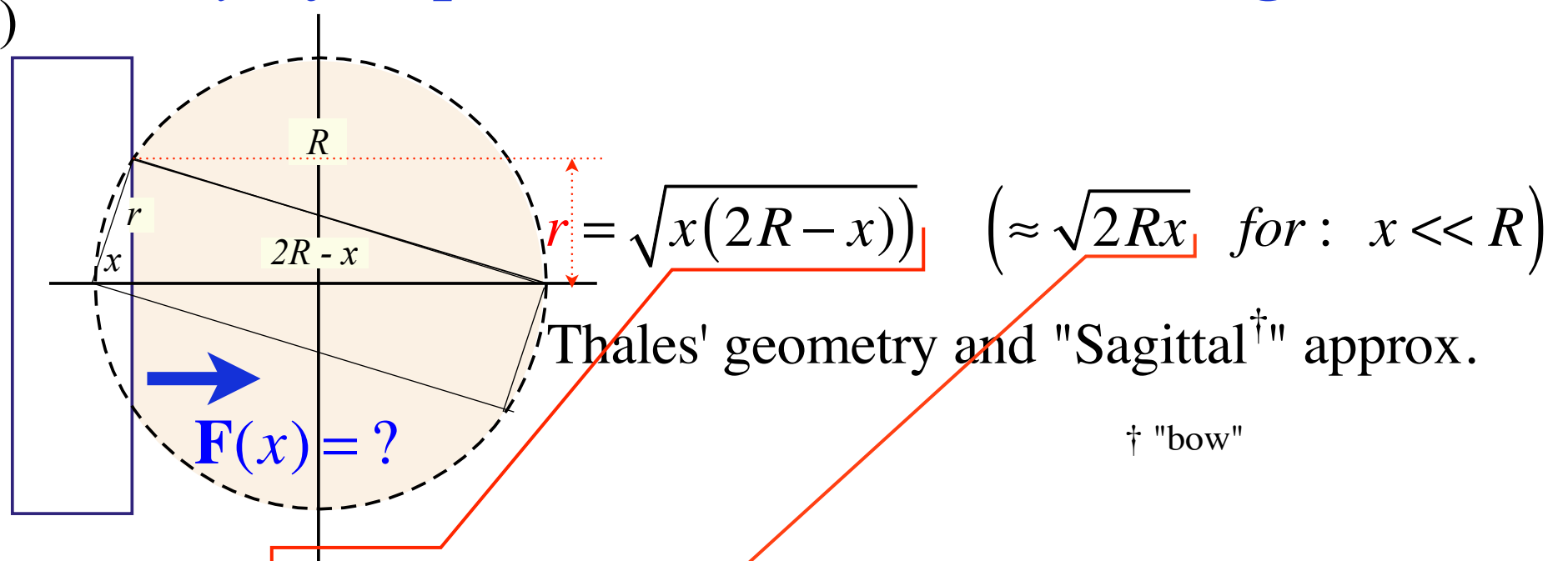
Potential Energy Geometry of Superballs and Related things

(a)



Unit 1
Fig. 7.1
(modified)

(b)



If superball was a balloon its bounce force law would be linear $F = -k \cdot x$ (Hooke Law)

$$F_{\text{balloon}}(x) = P \cdot A = P \cdot \pi r^2$$

(Pressure) · (Area)

$$\approx P \cdot \pi 2Rx = P \cdot 2\pi Rx$$

(Hooke spring constant k)

$$= kx$$

Instead superball force law depends on bulk *volume* modulus and is non-linear $F \sim x^p + ?$ (Power Law?)

$$Volume(X) = \int_0^X \pi r^2 dx = \int_0^X \pi x(2R - x) dx = \int_0^X 2R\pi x dx - \int_0^X \pi x^2 dx = R\pi X^2 - \frac{\pi X^3}{3} \approx \begin{cases} R\pi X^2 & (\text{for } : X \ll R) \\ \frac{4}{3}\pi R^3 & (\text{for } : X = 2R) \end{cases}$$

It also depends on velocity $\dot{x} = \frac{dx}{dt}$. *Adiabatic* differs from *Isothermal* as shown by “Project-Ball*”

* *Am. J. Phys.* **39**, 656 (1971)

(Ahead on

Potential energy dynamics of Superballs and related things

Thales geometry and “Sagittal approximation” to force law

 *Geometry and dynamics of single ball bounce*

General Non-linear force (like superball-floor or ball-bearing-anvil)

Constant force $F=-k$ (linear potential $V=kx$)

Some physics of dare-devil-diving 80 ft. into kidee pool

Linear force $F=-kx$ (quadratic potential $V=\frac{1}{2}kx^2$ (like balloon))

Geometry and potential dynamics of 2-ball bounce

A parable of RumpCo. vs CrapCorp. (introducing 3-mass potential-driven dynamics)

A story of USC pre-meds visiting Whammo Manufacturing Co.

Geometry and dynamics of n-ball bounces

Analogy with shockwave and acoustical horn amplifier

Advantages of a geometric m_1, m_2, m_3, \dots series

A story of Stirling Colgate (Palmolive) and core-collapse supernovae

Many-body 1D collisions

Elastic examples: Western buckboard

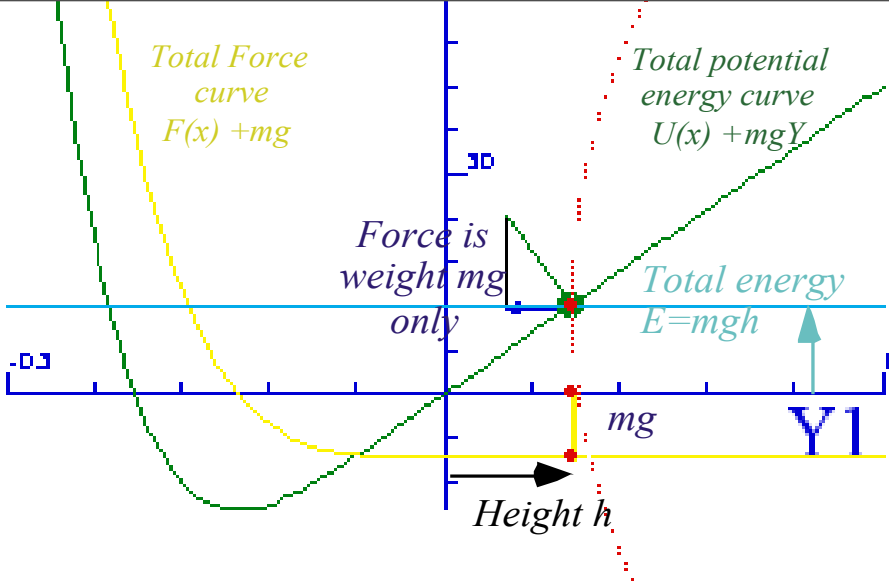
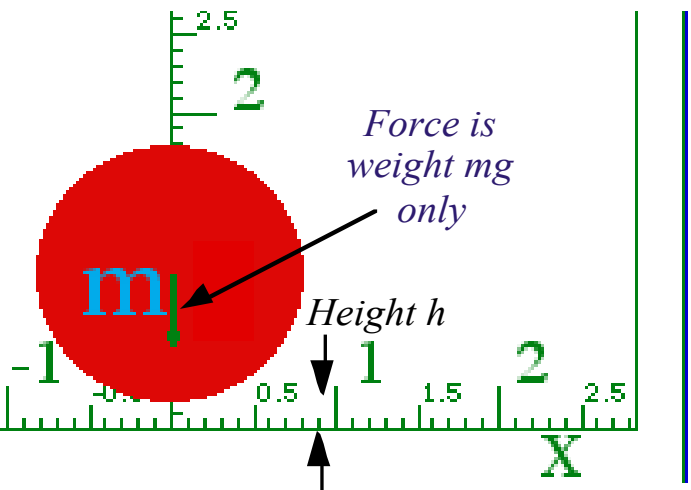
Bouncing columns and Newton's cradle

Inelastic examples: “Zig-zag geometry” of freeway crashes

Super-elastic examples: This really is “Rocket-Science”

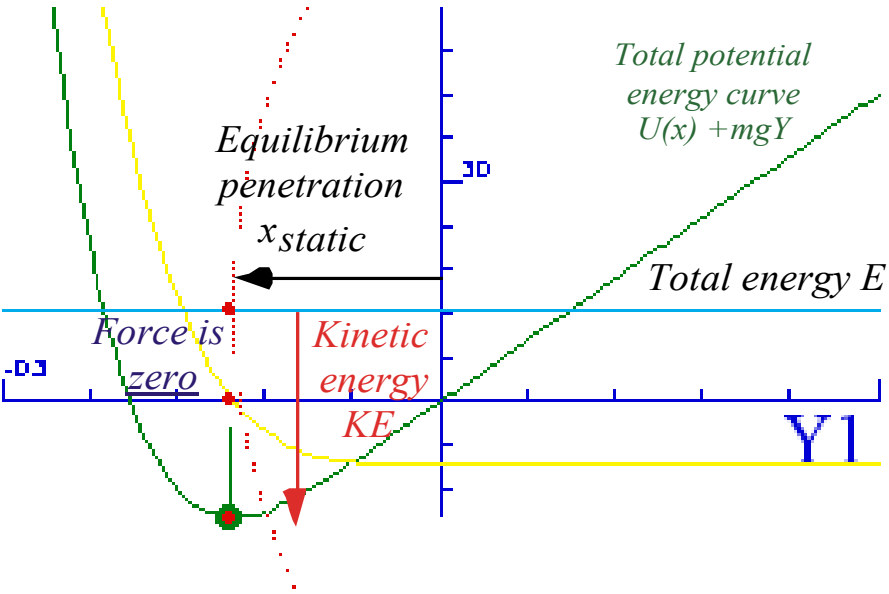
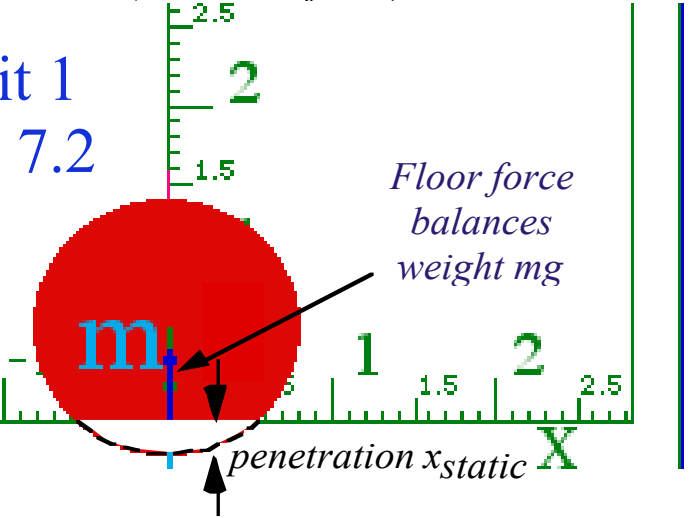
Details of each case follows using newer Web simulations

(a) Drop height
(Zero kinetic energy)

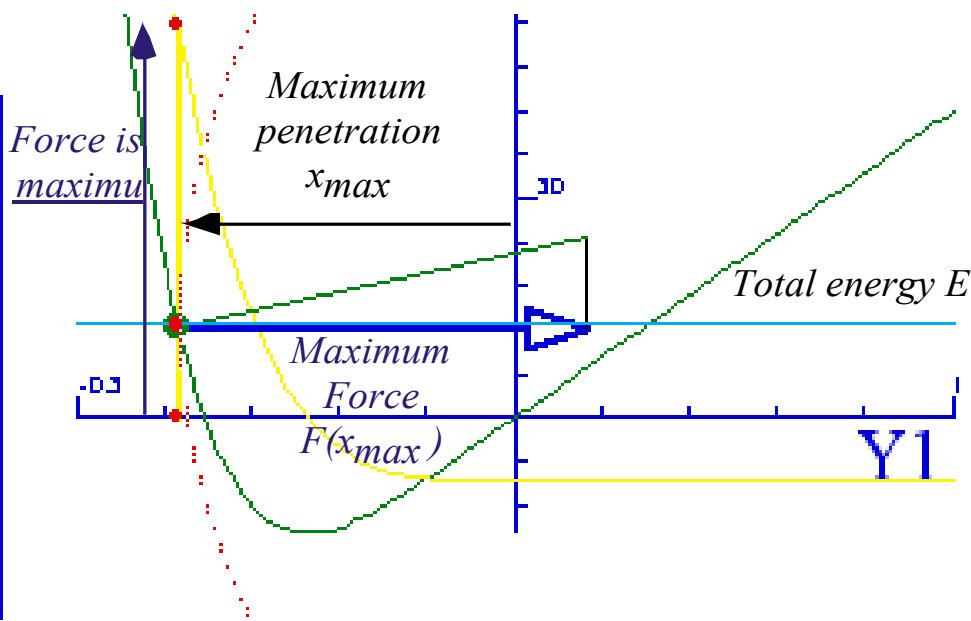
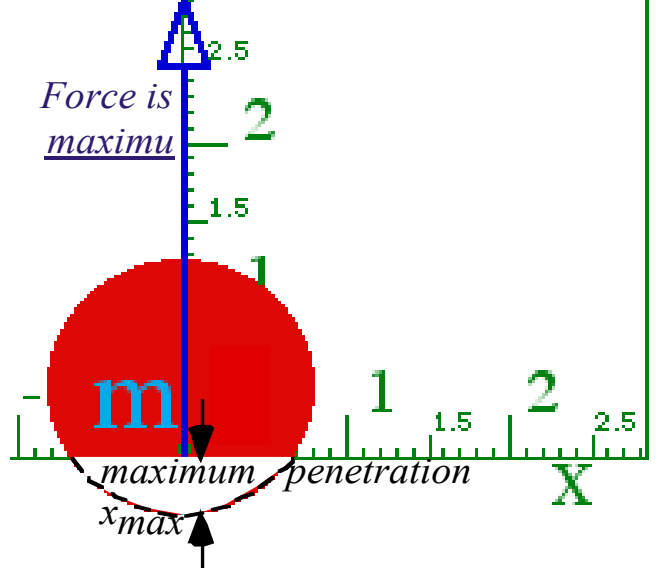


(b) Maximum kinetic energy
(Zero total force)

Unit 1
Fig. 7.2



(c) Maximum penetration
(Zero kinetic energy again)



Main Control Panel

Start Resume

- Let mouse set: (x,y,Vx,Vy)
- Let mouse set force: F(t)
- Plot solid paths
- Plot dotted paths
- Plot no paths
- Plot V1 vs. V2
- Plot Y1(t), Y2(t), ...
- Plot PE of m1 vs. Y1
- Plot Y2 vs. Y1
- Plot user defined i.e - Y1 vs. Y2
- Balls initially falling
- Balls initially fixed
- No preset initial values

Sets gravity →

- Number of masses Balls
- Acceleration of gravity 100x{cm/s^2}
- Draw force vectors
- Pause (once) at top
- Constrain motion to Y-axis
- Plot v2 vs v1
- Plot p2 vs p1
- Plot V2 vs V1
- Plot Ellipses
- Plot Bisector Lines
- Old Color Scheme

- Collision friction (Viscosity) x10^ {g}
- Initial gap between balls x10^ {g}
- Force power law exponent ←
- Force Constant
- Canvas Aspect Ratio - W/H i.e. 0.75 & 1.0

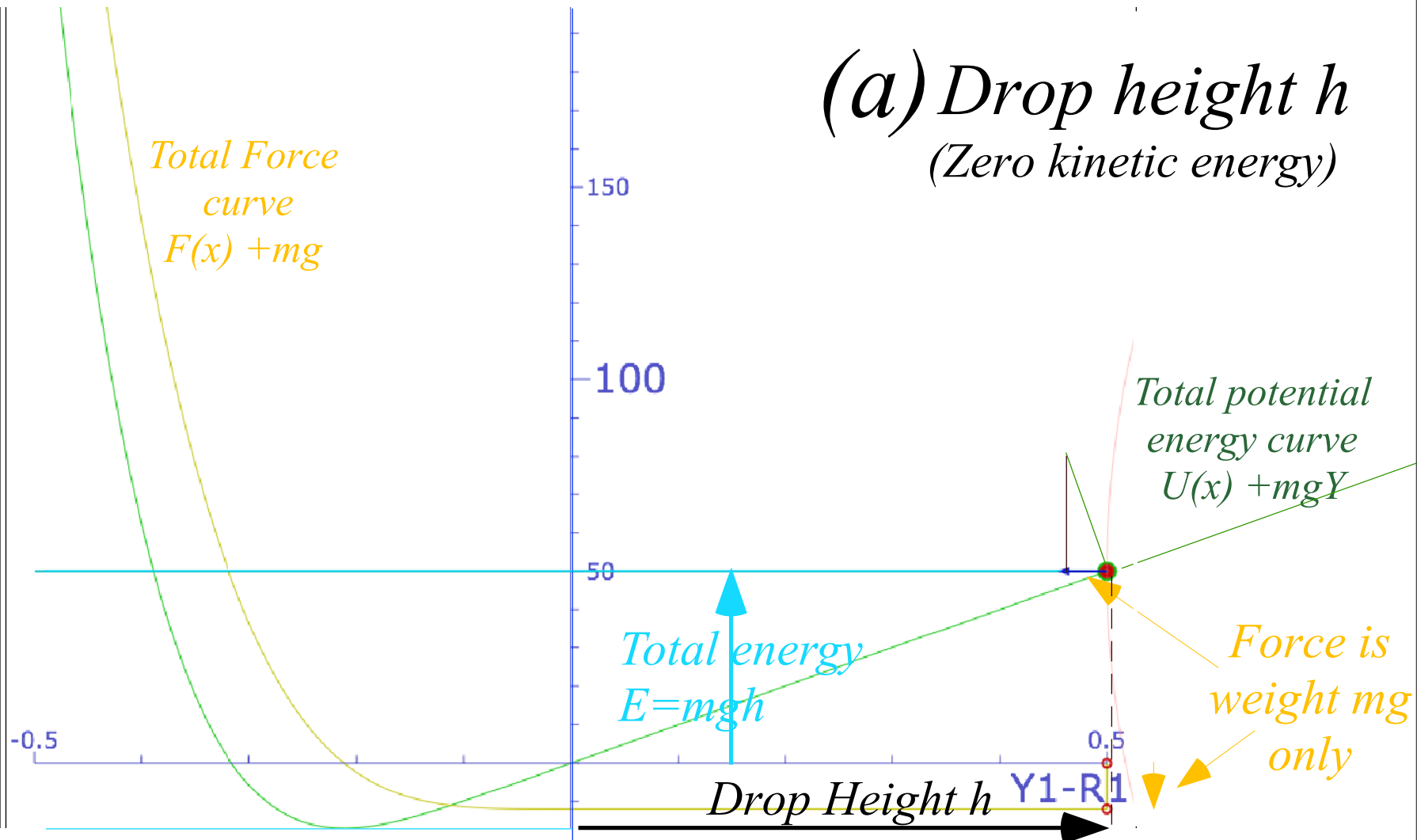
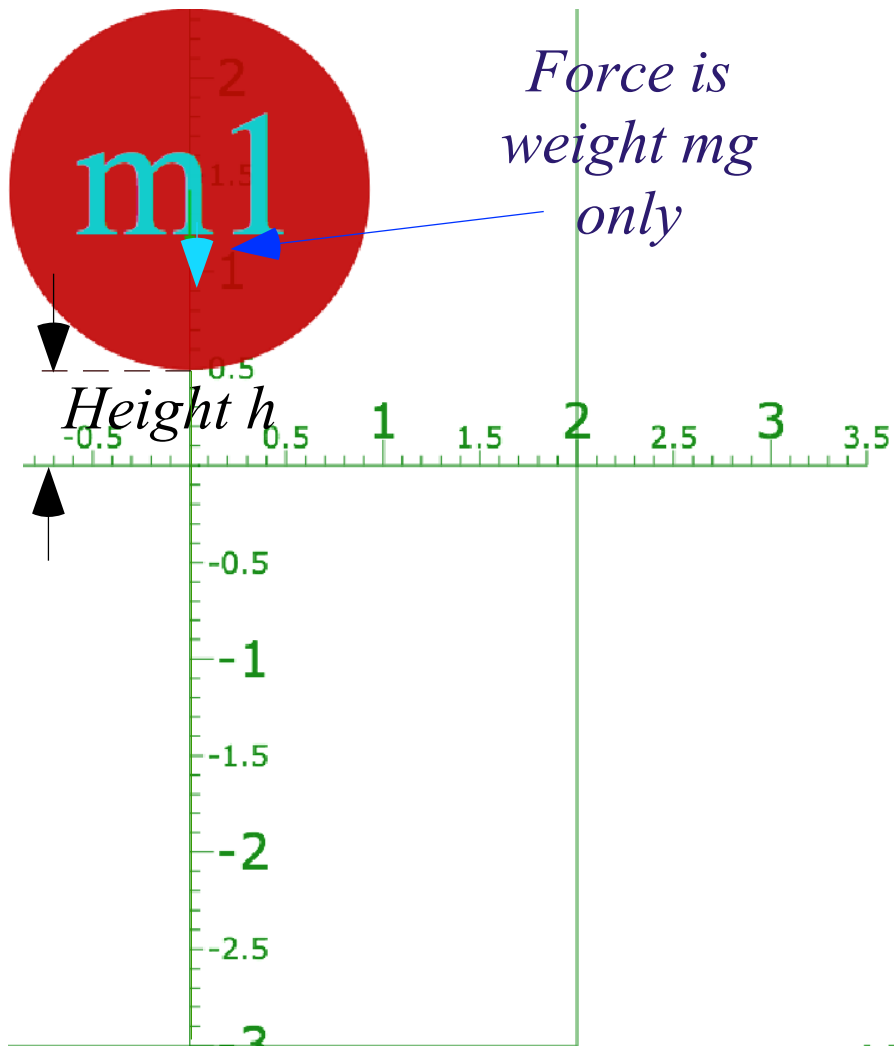
*This is linear setting
(increase for non-linear)*

- Initial x1 =
- Max x PE plot =
- F-Vector scale =
- Error step =
- y Max =
- y Min =
- T Max =
- V2y Max =
- V2y Min =

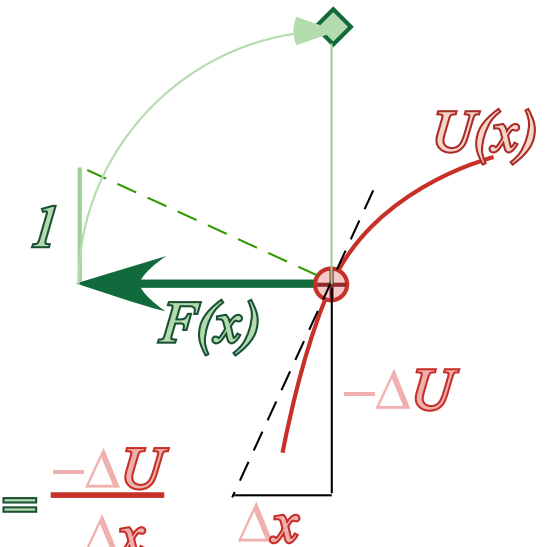
m1 = x10^ {g} V1₀ = x10^ {cm/s}

Zero Gap 2-Ball Collision (m1:m2 = 1:7)	
Linear 2-Ball Collision (m1:m2 = 1:7)	
Newton's Balls (Zero gap, Nonlinear force)	
Newton's Balls (Zero gap, Linear force)	
3-Ball Tower	5-Ball Tower
Potential Plot (1 Ball, Nonlinear force)	
Potential Plot (1 Ball, Linear force)	
Gravity Potential (1 Ball, Nonlinear force)	
Gravity Potential (1 Ball, Linear force)	

(See Simulations)

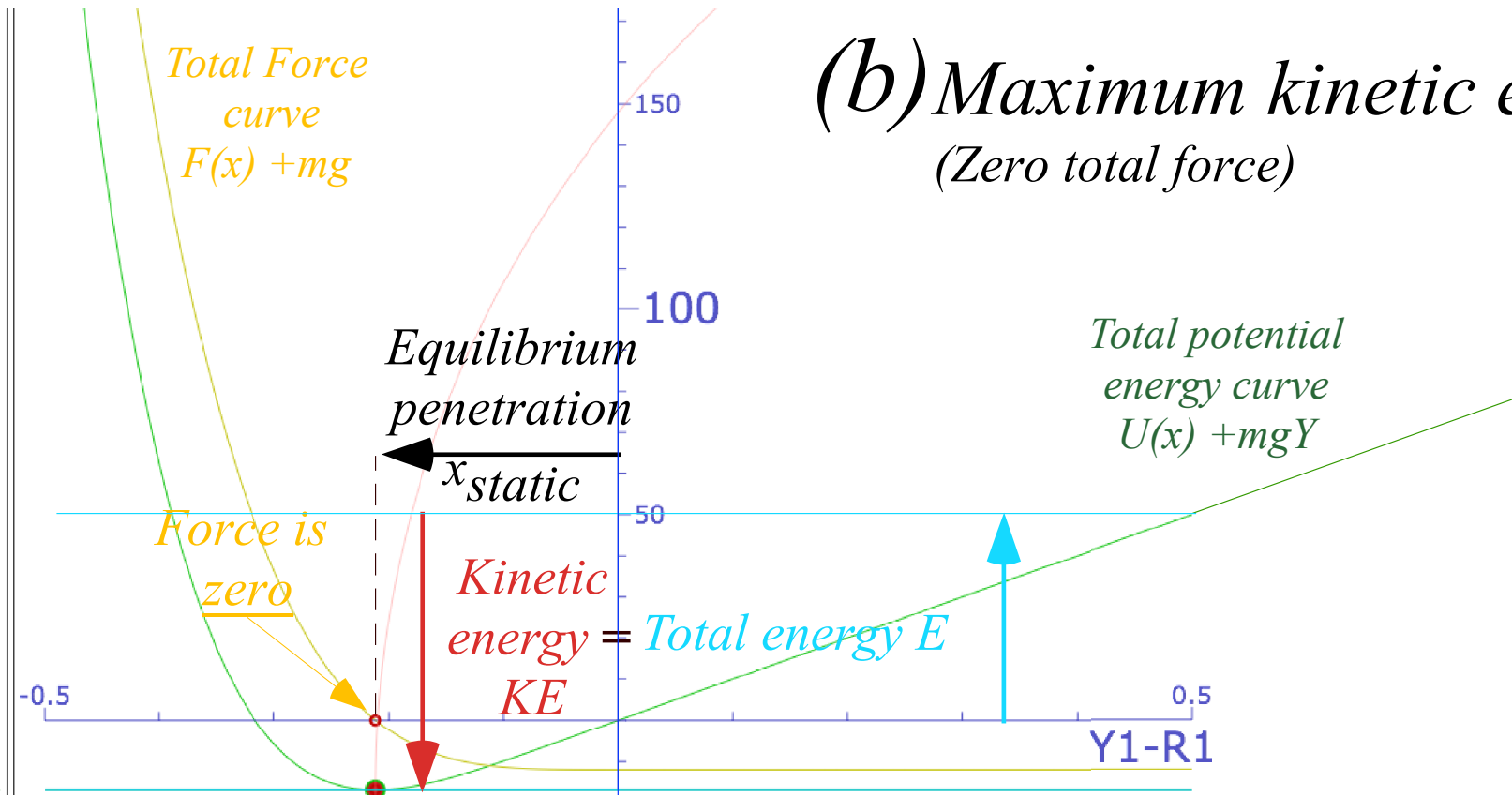
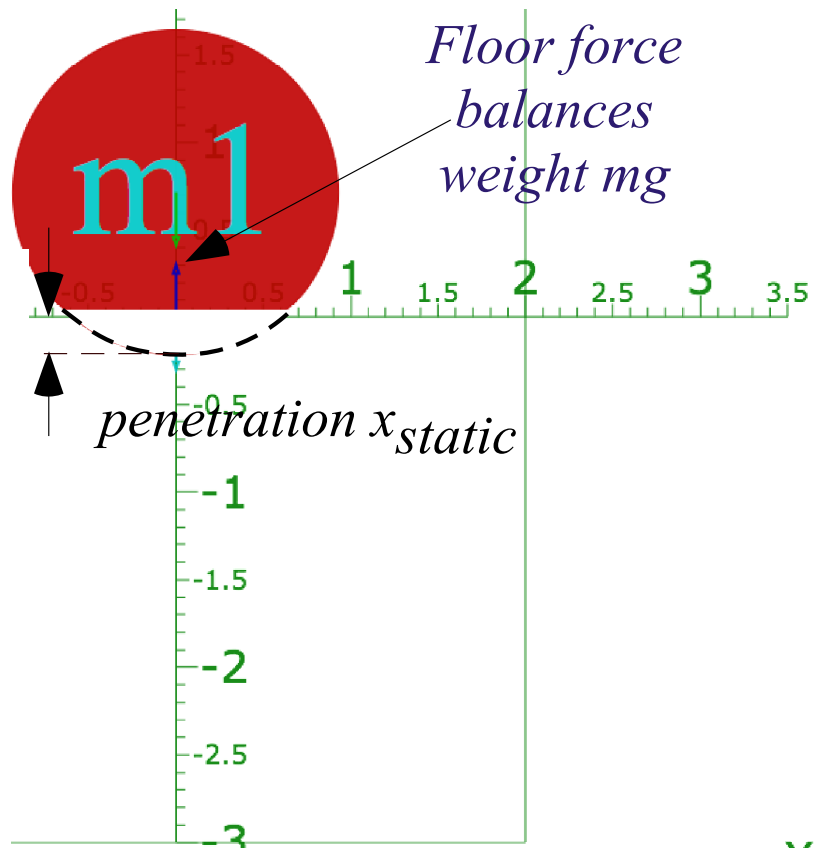


(a) Drop height h
(Zero kinetic energy)

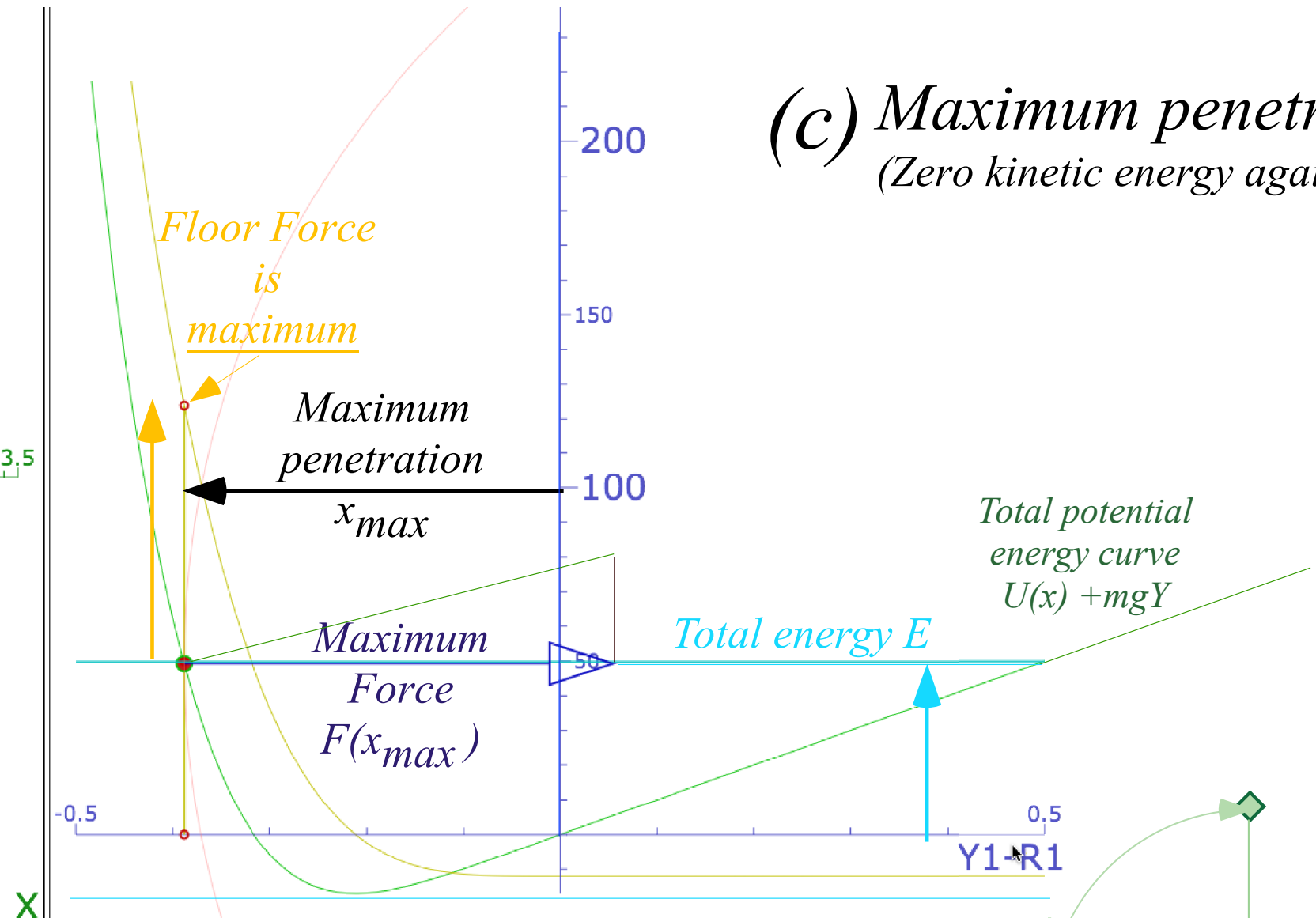
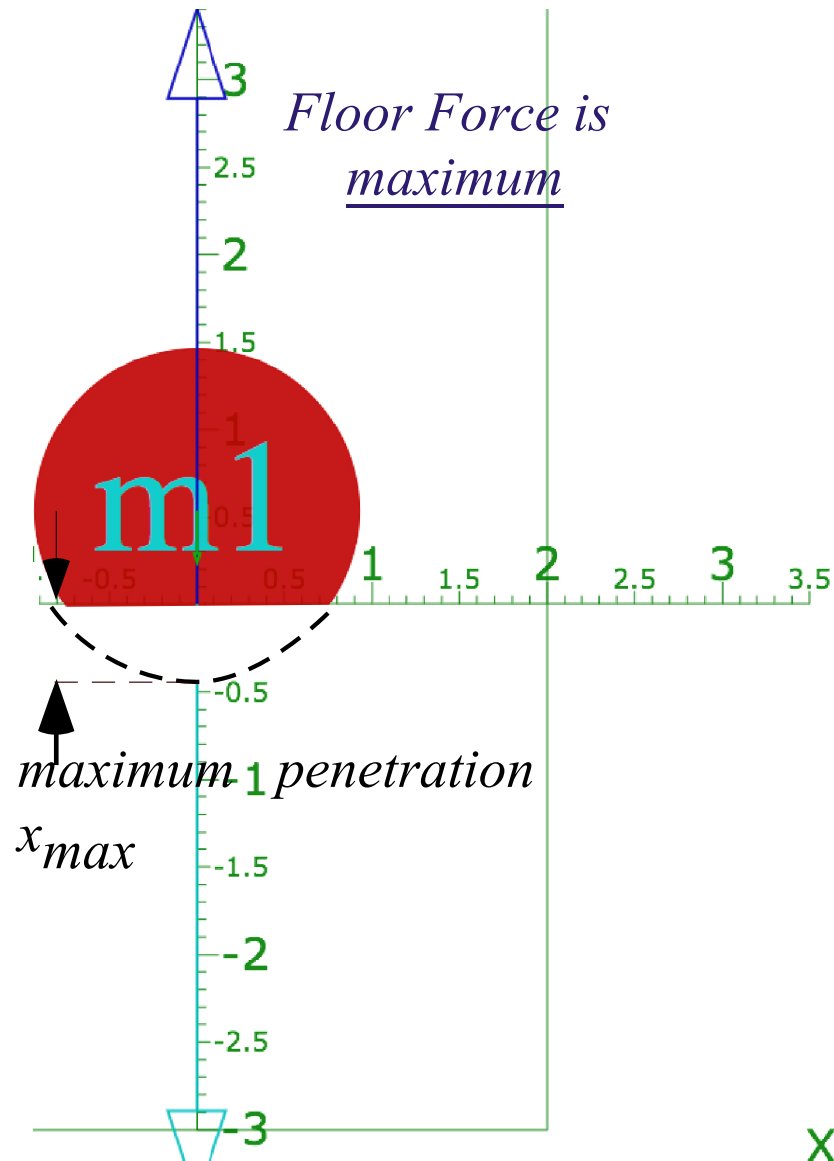


$$\frac{F(x)}{1} \equiv \frac{-\Delta U}{\Delta x}$$

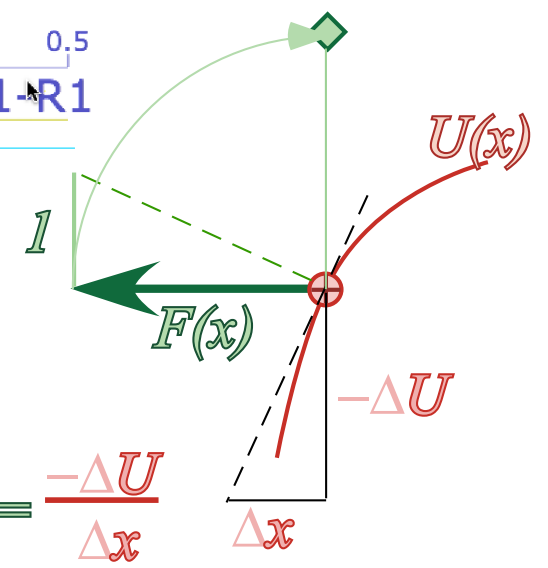
Display of Force vector using similar triangle construction based on the slope of potential curve.



*(b) Maximum kinetic energy
(Zero total force)*

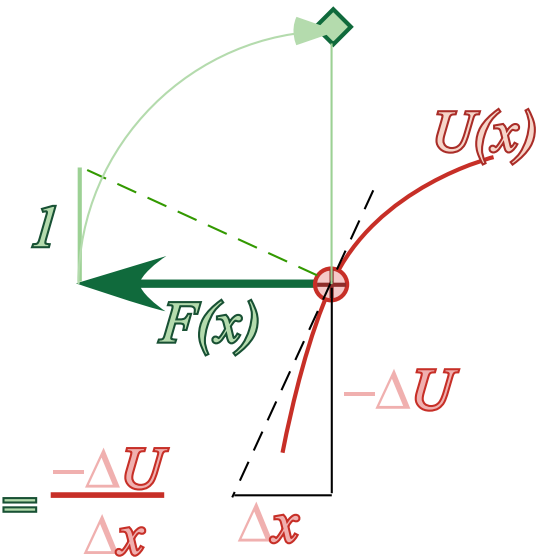
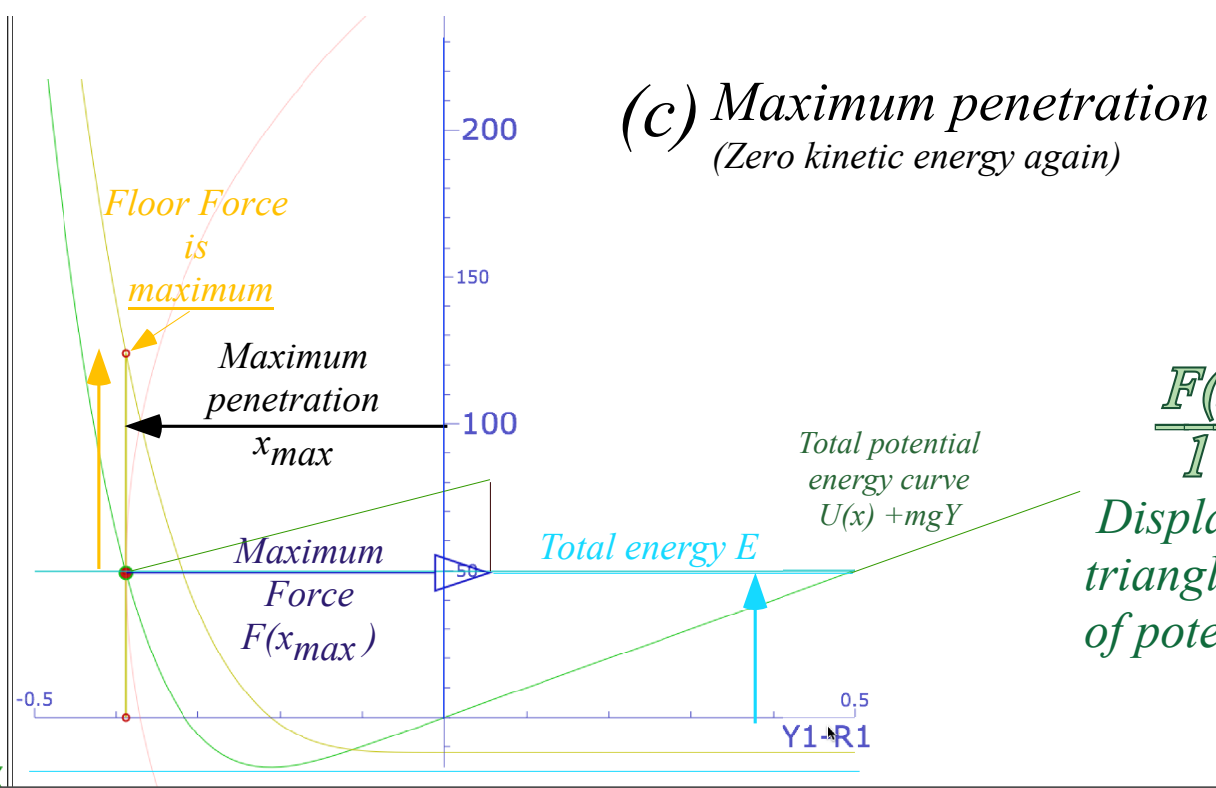
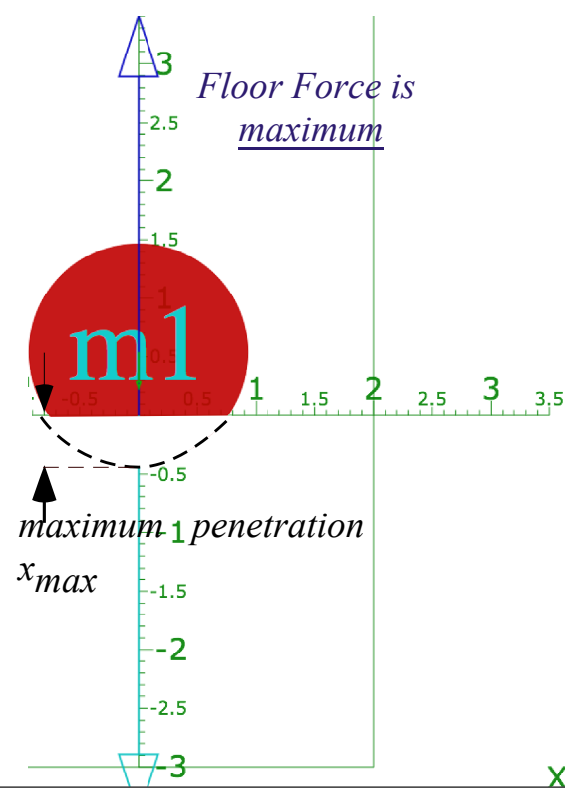
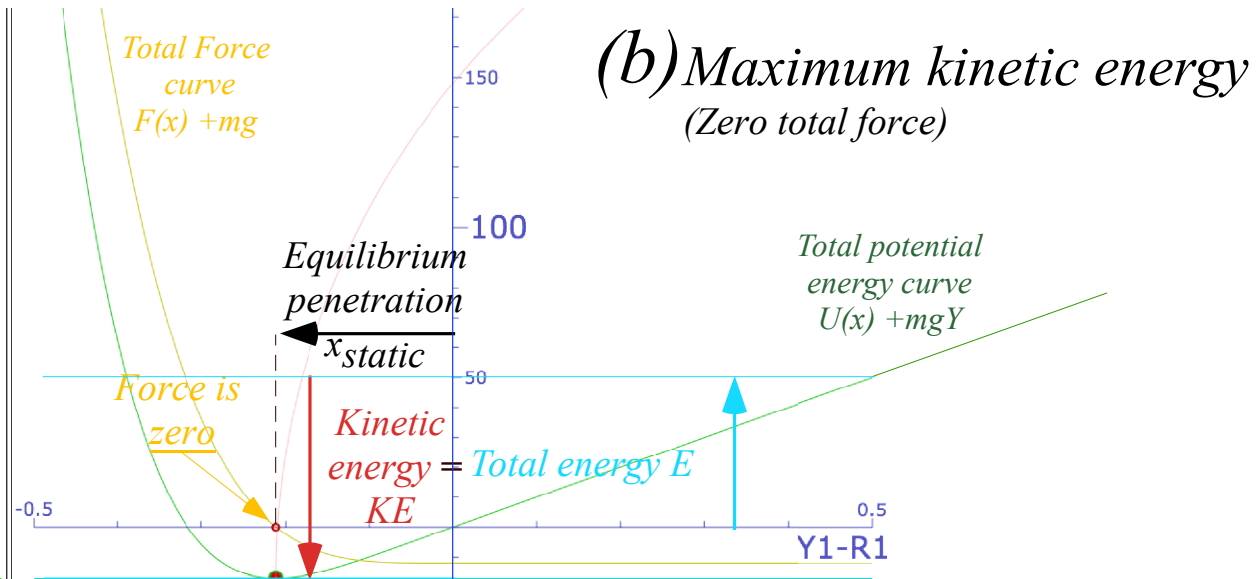
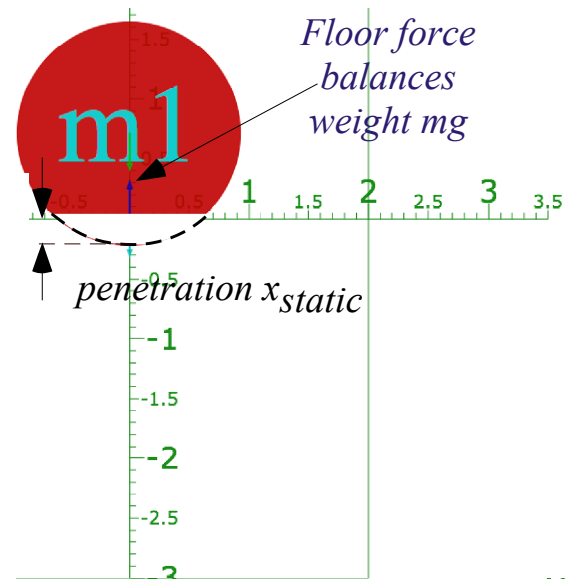
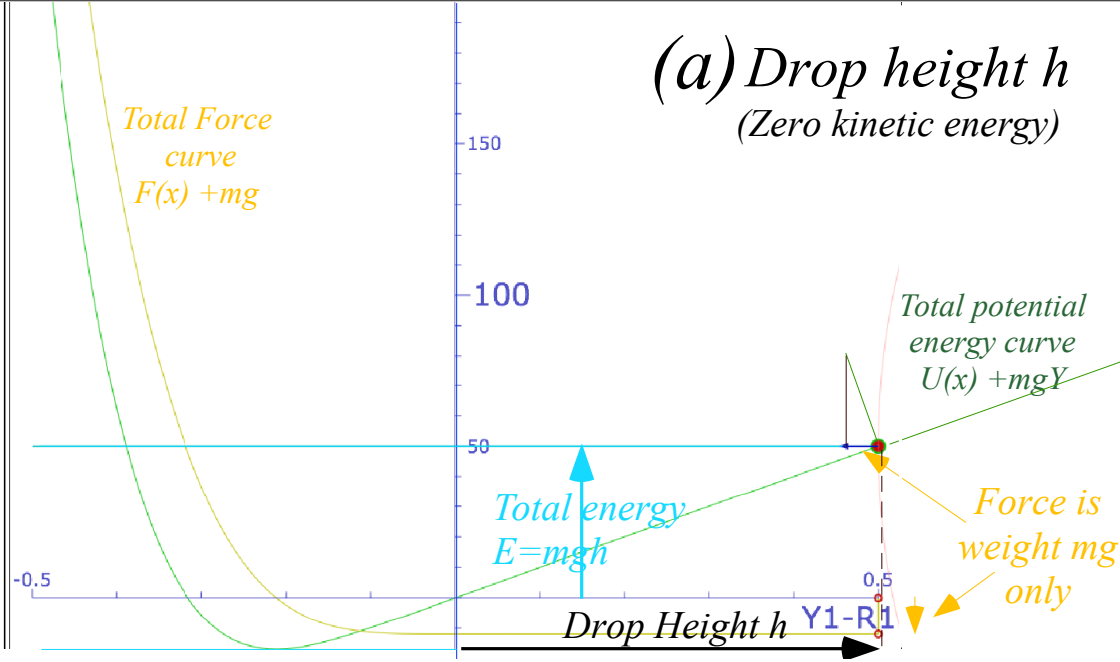
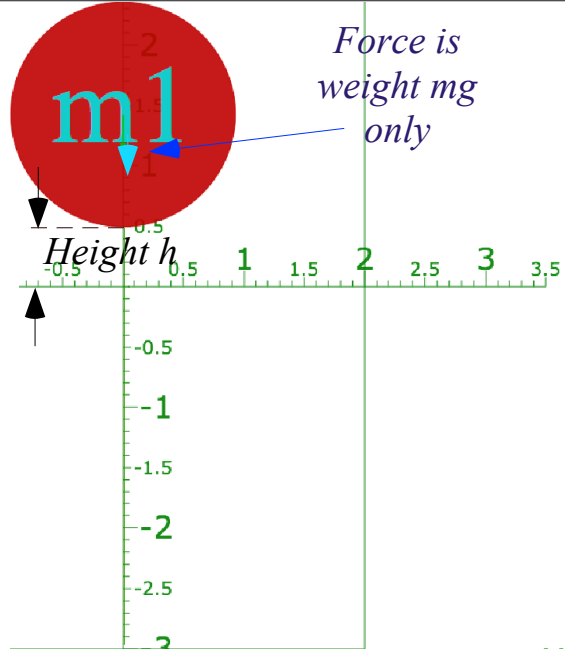


(c) Maximum penetration
(Zero kinetic energy again)



$$\frac{F(x)}{l} = \frac{-\Delta U}{\Delta x}$$

Display of Force vector using similar triangle construction based on the slope of potential curve.



Display of Force vector using similar triangle construction based on the slope of potential curve.

Potential energy dynamics of Superballs and related things

Thales geometry and “Sagittal approximation” to force law

Geometry and dynamics of single ball bounce



General Non-linear force (like superball-floor or ball-bearing-anvil)

Constant force $F=-k$ (linear potential $V=kx$)

(Simulations)

Some physics of dare-devil-diving 80 ft. into kidee pool

Linear force $F=-kx$ (quadratic potential $V=\frac{1}{2}kx^2$ (like balloon))

Geometry and potential dynamics of 2-ball bounce

A parable of RumpCo. vs CrapCorp. (introducing 3-mass potential-driven dynamics)

A story of USC pre-meds visiting Whammo Manufacturing Co.

Geometry and dynamics of n-ball bounces

Analogy with shockwave and acoustical horn amplifier

Advantages of a geometric m_1, m_2, m_3, \dots series

A story of Stirling Colgate (Palmolive) and core-collapse supernovae

Many-body 1D collisions

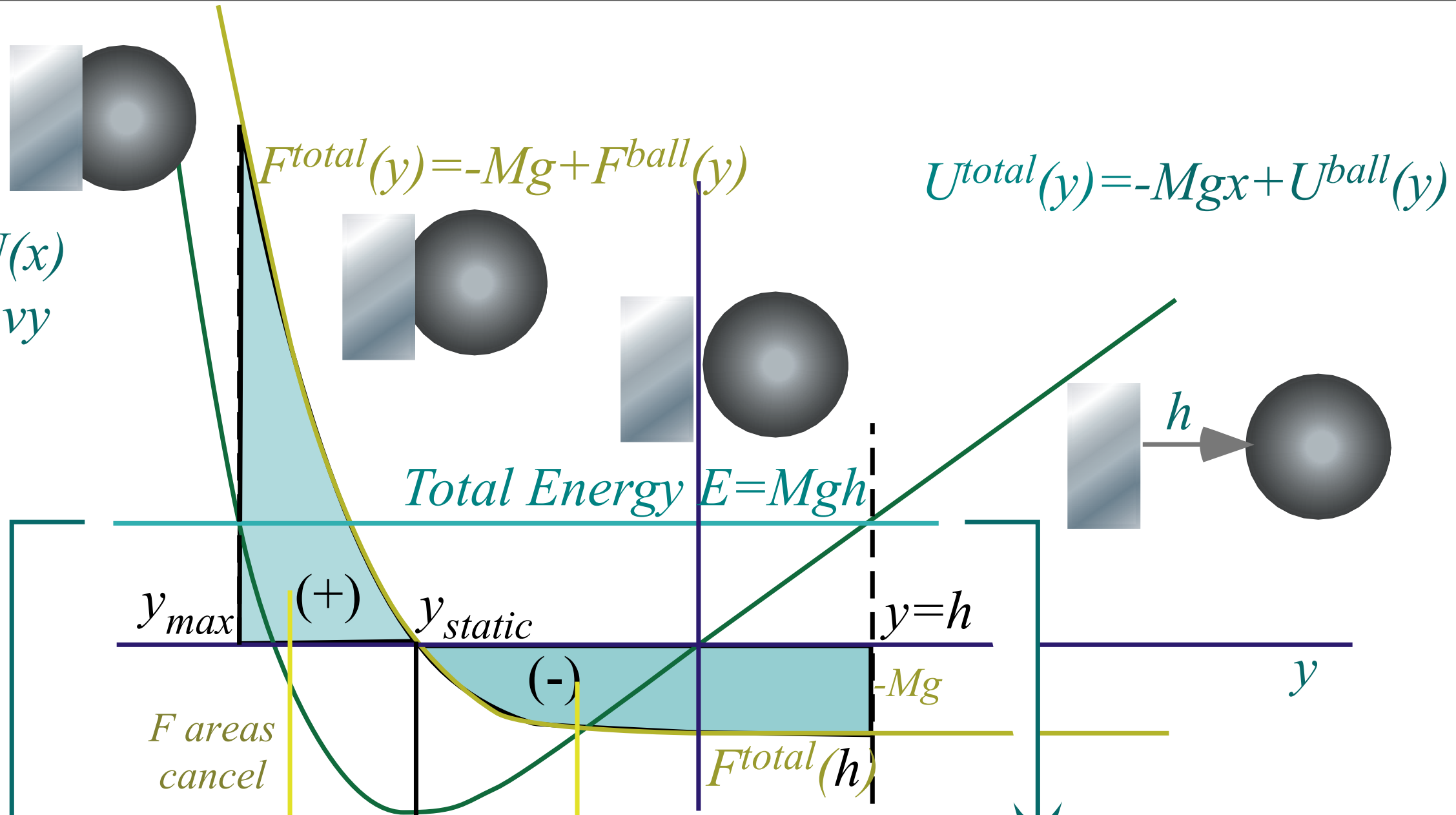
Elastic examples: Western buckboard

Bouncing columns and Newton's cradle

Inelastic examples: “Zig-zag geometry” of freeway crashes

Super-elastic examples: This really is “Rocket-Science”

Force $F(x)$
and
Potential $U(x)$
for soft heavy
non-linear
superball

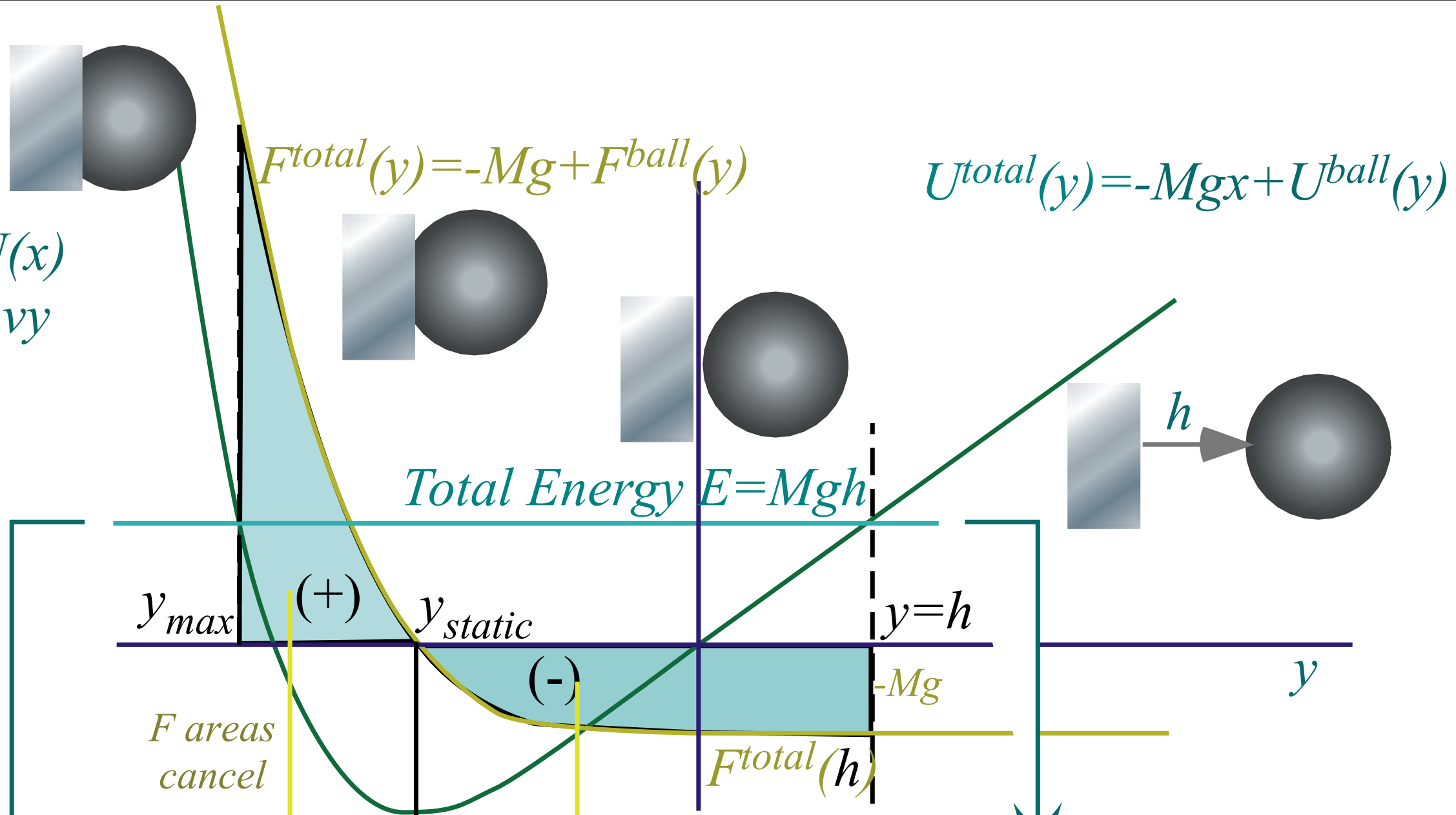


Unit 1
Fig. 7.5

$$U^{total}(y_{max}) = \int_{y_{static}}^{y_{max}} F^{total}(y) dy + \int_{y=h}^{y_{static}} F^{total}(y) dy + U(h) = U(h) = E$$

$$F(x) = -\frac{dU(x)}{dx}$$

Force $F(x)$
and
Potential $U(x)$
for soft heavy
non-linear
superball

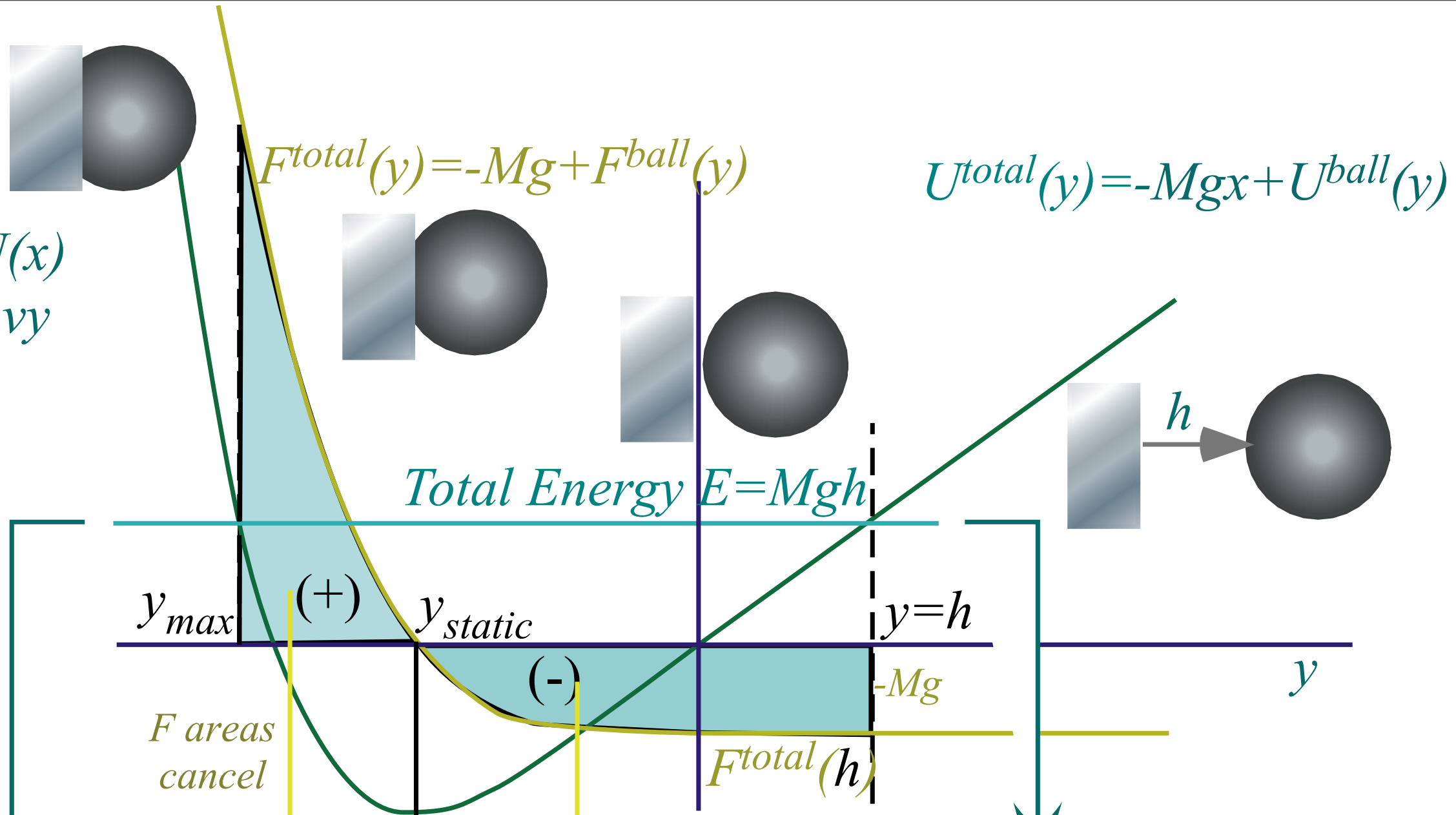


Unit 1
Fig. 7.5

$$U^{total}(y_{max}) = \int_{y_{static}}^{y_{max}} F^{total}(y) dy + \int_{y=h}^{y_{static}} F^{total}(y) dy + U(h) = U(h) = E$$

Work = $W = \int F(x) dx = \text{Energy acquired} = \text{Area of } F(x) = -U(x)$ $F(x) = -\frac{dU(x)}{dx}$

Force $F(x)$
and
Potential $U(x)$
for soft heavy
non-linear
superball



Unit 1
Fig. 7.5

$$U^{total}(y_{max}) = \int_{y_{static}}^{y_{max}} F^{total}(y) dy + \int_{y=h}^{y_{static}} F^{total}(y) dy + U(h) = U(h) = E$$

Work = $W = \int F(x) dx = \text{Energy acquired} = \text{Area of } F(x) = -U(x)$

$$F(x) = -\frac{dU(x)}{dx}$$

Impulse = $P = \int F(t) dt = \text{Momentum acquired} = \text{Area of } F(t) = P(t)$

$$F(t) = \frac{dP(t)}{dt}$$

Potential energy dynamics of Superballs and related things

Thales geometry and “Sagittal approximation” to force law

Geometry and dynamics of single ball bounce

General Non-linear force (like superball-floor or ball-bearing-anvil)

→ *Constant force $F=-k$ (linear potential $V=kx$)*

(Simulations)

Some physics of dare-devil-diving 80 ft. into kidee pool

Linear force $F=-kx$ (quadratic potential $V=\frac{1}{2}kx^2$ (like balloon))

Geometry and potential dynamics of 2-ball bounce

A parable of RumpCo. vs CrapCorp. (introducing 3-mass potential-driven dynamics)

A story of USC pre-meds visiting Whammo Manufacturing Co.

Geometry and dynamics of n-ball bounces

Analogy with shockwave and acoustical horn amplifier

Advantages of a geometric m_1, m_2, m_3, \dots series

A story of Stirling Colgate (Palmolive) and core-collapse supernovae

Many-body 1D collisions

Elastic examples: Western buckboard

Bouncing columns and Newton's cradle

Inelastic examples: “Zig-zag geometry” of freeway crashes

Super-elastic examples: This really is “Rocket-Science”

Main Control Panel

Start Resume

- Let mouse set: (x,y,Vx,Vy)
- Let mouse set force: F(t)
- Plot solid paths
- Plot dotted paths
- Plot no paths
- Plot V1 vs. V2
- Plot Y1(t), Y2(t), ...
- Plot PE of m1 vs. Y1
- Plot Y2 vs. Y1
- Plot user defined i.e - Y1 vs. Y2
- Balls initially falling
- Balls initially fixed
- No preset initial values

Sets gravity →

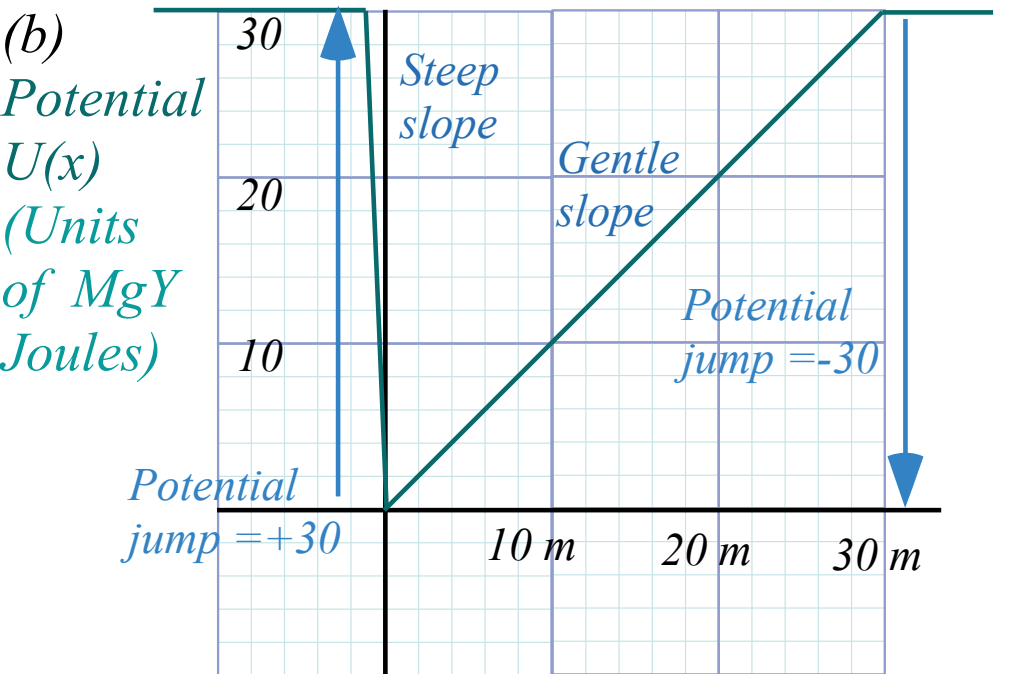
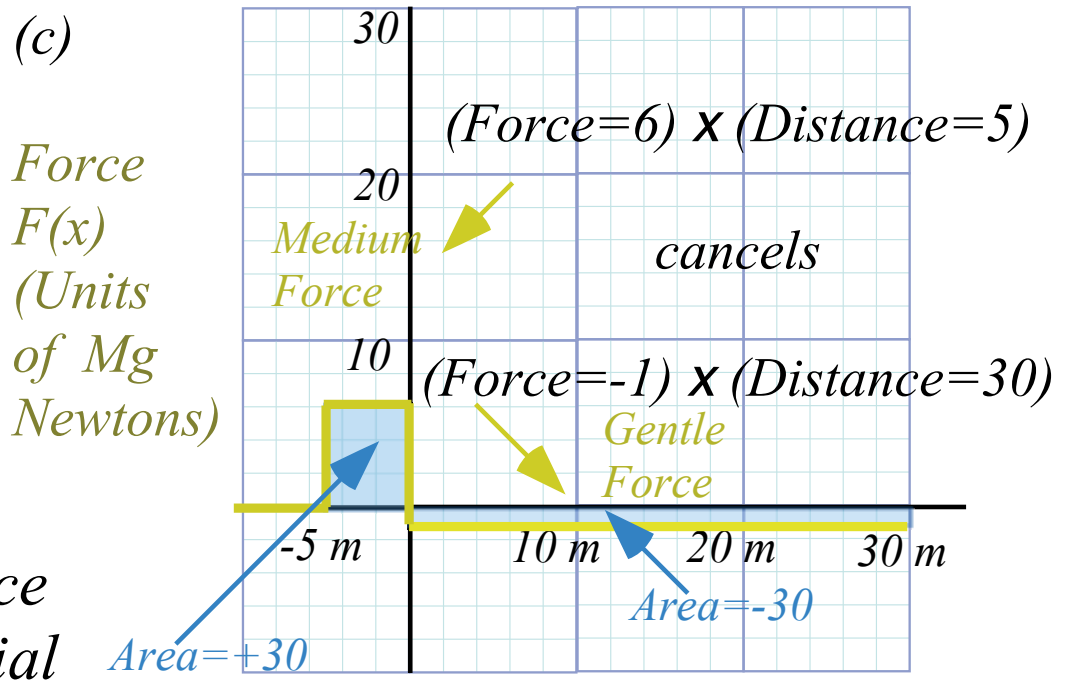
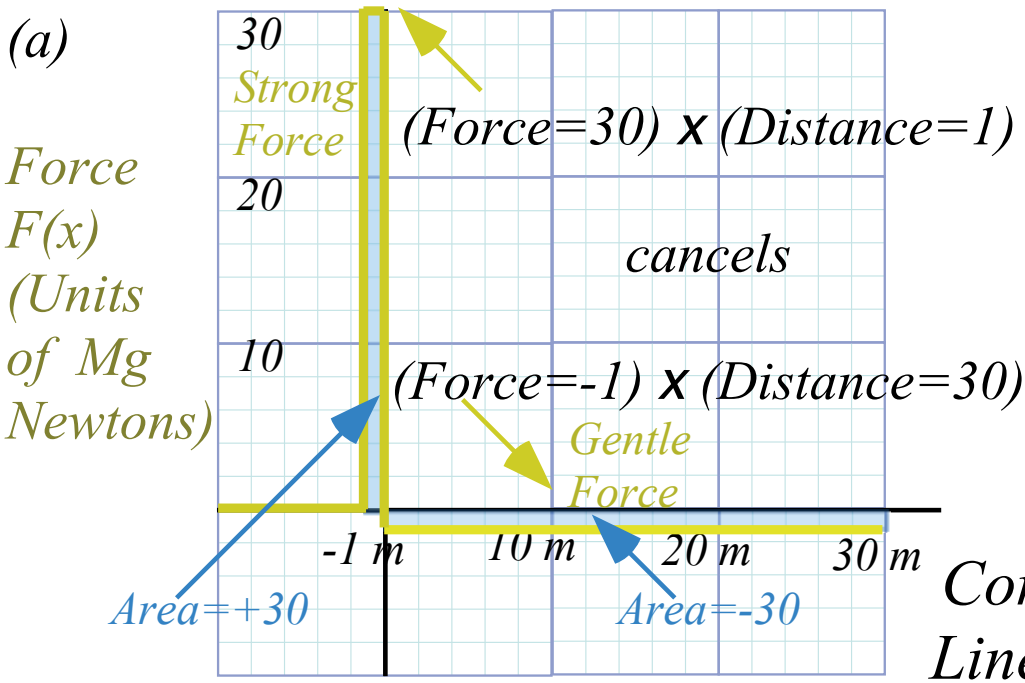
- Number of masses Balls
- Acceleration of gravity 100x{cm/s^2}
- Draw force vectors
- Pause (once) at top
- Constrain motion to Y-axis
- Plot v2 vs v1
- Plot p2 vs p1
- Plot V2 vs V1
- Plot Ellipses
- Plot Bisector Lines
- Old Color Scheme

- Collision friction (Viscosity) x10^ {g}
- Initial gap between balls x10^ {g}
- Force power law exponent ← *This is linear setting (increase for non-linear)*
- Force Constant
- Canvas Aspect Ratio - W/H i.e. 0.75 & 1.0

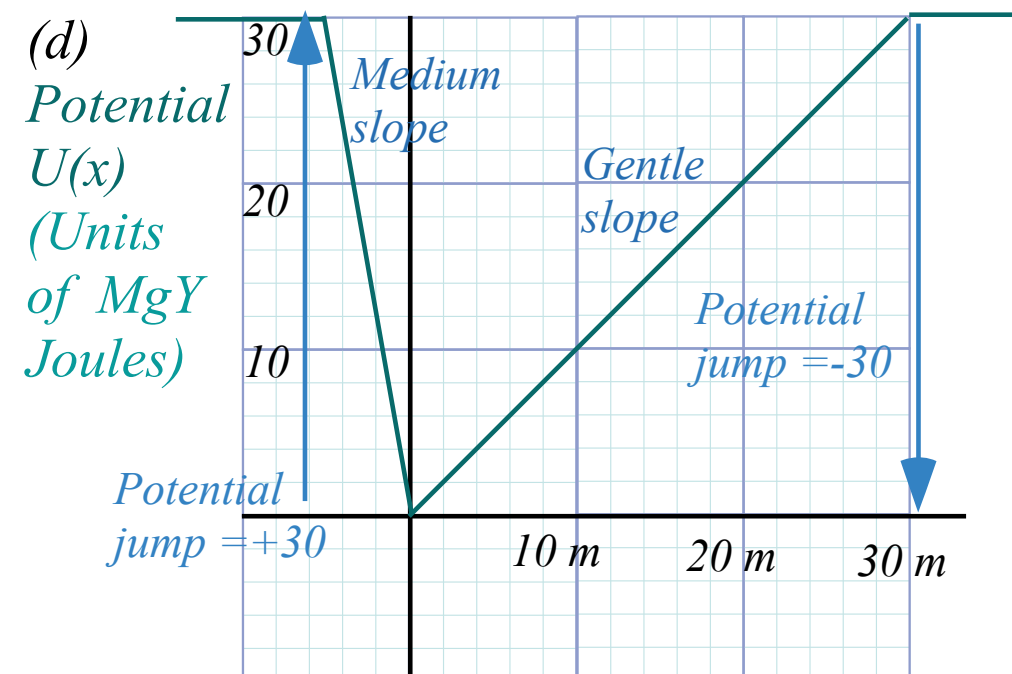
- Initial x1 = y Max =
- Max x PE plot = y Min =
- F-Vector scale = T Max =
- Error step = V2y Max =
- V2y Min =

m1 = x10^ {g} V1₀ = x10^ {cm/s}

Zero Gap 2-Ball Collision (m1:m2 = 1:7)	
Linear 2-Ball Collision (m1:m2 = 1:7)	
Newton's Balls (Zero gap, Nonlinear force)	
Newton's Balls (Zero gap, Linear force)	
3-Ball Tower	5-Ball Tower
→ Potential Plot (1 Ball, Nonlinear force)	
→ Potential Plot (1 Ball, Linear force)	
→ Gravity Potential (1 Ball, Nonlinear force)	
→ Gravity Potential (1 Ball, Linear force)	



Models:
 $F(x) = k$,
 $U(x) = -kx$



Unit 1
Fig. 7.3

$Work = W = \int F(x) dx = Energy\ acquired = Area\ of\ F(x) = -U(x)$

$F(x) = -\frac{dU(x)}{dx}$

$Impulse = P = \int F(t) dt = Momentum\ acquired = Area\ of\ F(t) = P(t)$

$F(t) = \frac{dP(t)}{dt}$

Potential energy dynamics of Superballs and related things

Thales geometry and “Sagittal approximation” to force law

Geometry and dynamics of single ball bounce

General Non-linear force (like superball-floor or ball-bearing-anvil)

Constant force $F=-k$ (linear potential $V=kx$)

(Simulations)

Some physics of dare-devil-diving 80 ft. into kidee pool

→ Linear force $F=-kx$ (quadratic potential $V=\frac{1}{2}kx^2$ (like balloon))

Geometry and potential dynamics of 2-ball bounce

A parable of RumpCo. vs CrapCorp. (introducing 3-mass potential-driven dynamics)

A story of USC pre-meds visiting Whammo Manufacturing Co.

Geometry and dynamics of n-ball bounces

Analogy with shockwave and acoustical horn amplifier

Advantages of a geometric m_1, m_2, m_3, \dots series

A story of Stirling Colgate (Palmolive) and core-collapse supernovae

Many-body 1D collisions

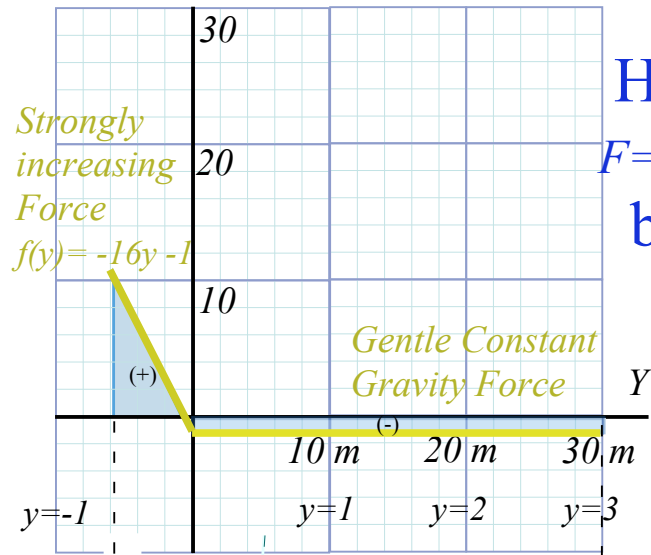
Elastic examples: Western buckboard

Bouncing columns and Newton's cradle

Inelastic examples: “Zig-zag geometry” of freeway crashes

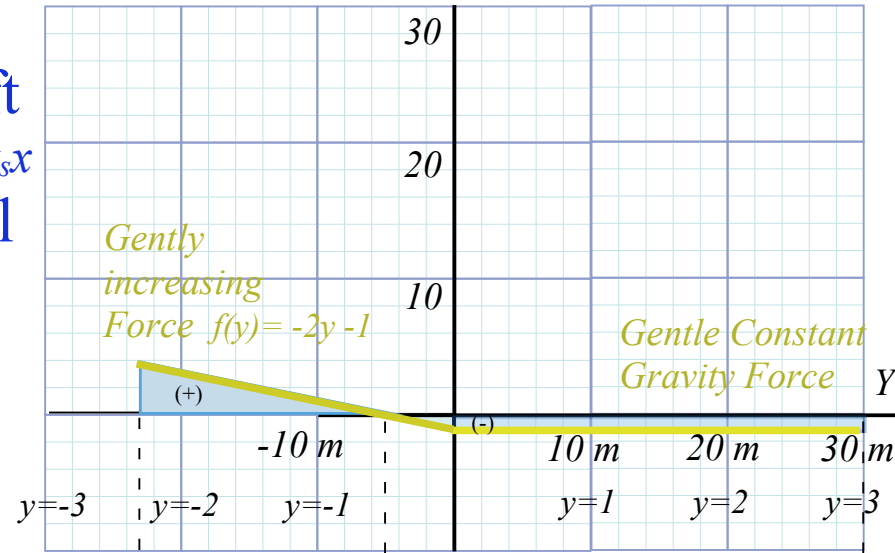
Super-elastic examples: This really is “Rocket-Science”

(a) Force $F(Y)$ Units Mg (N)

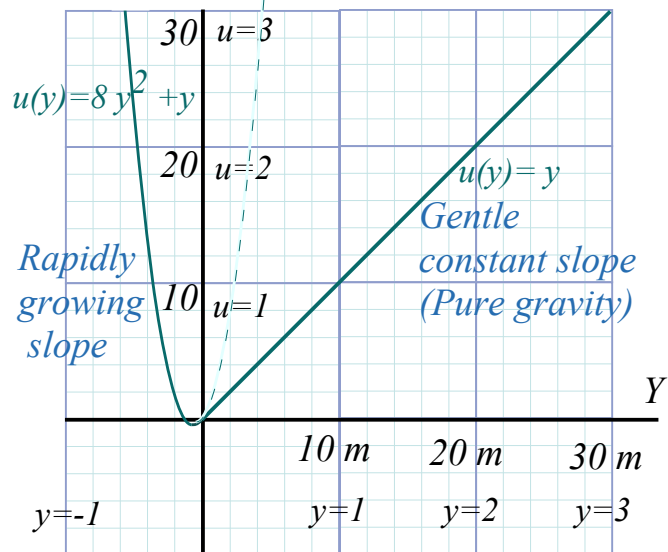


Hard ball
 $F = -k_H x$
Soft ball
 $F = -k_s x$

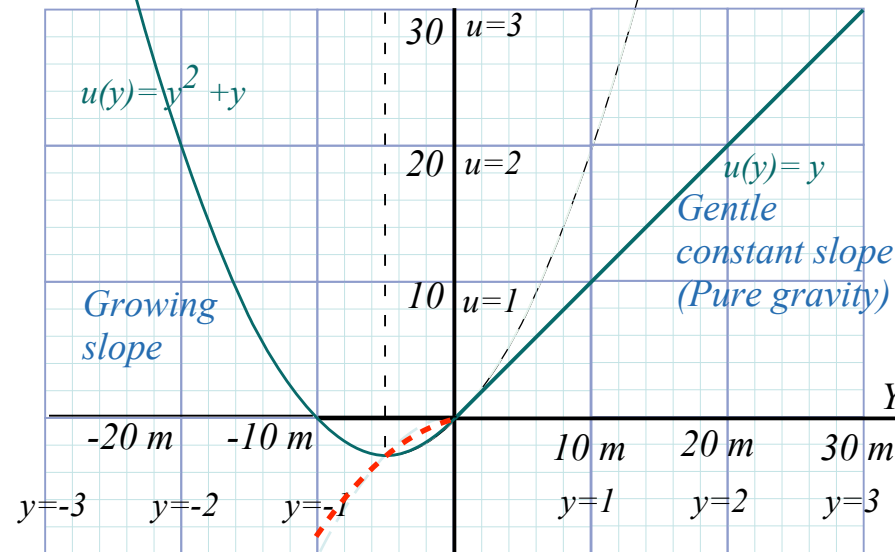
(c) Force $F(Y)$ Units Mg (N)



(b) Potential $U(Y)$ Units of MgY (J)



(d) Potential $U(Y)$ Units of MgY (J)

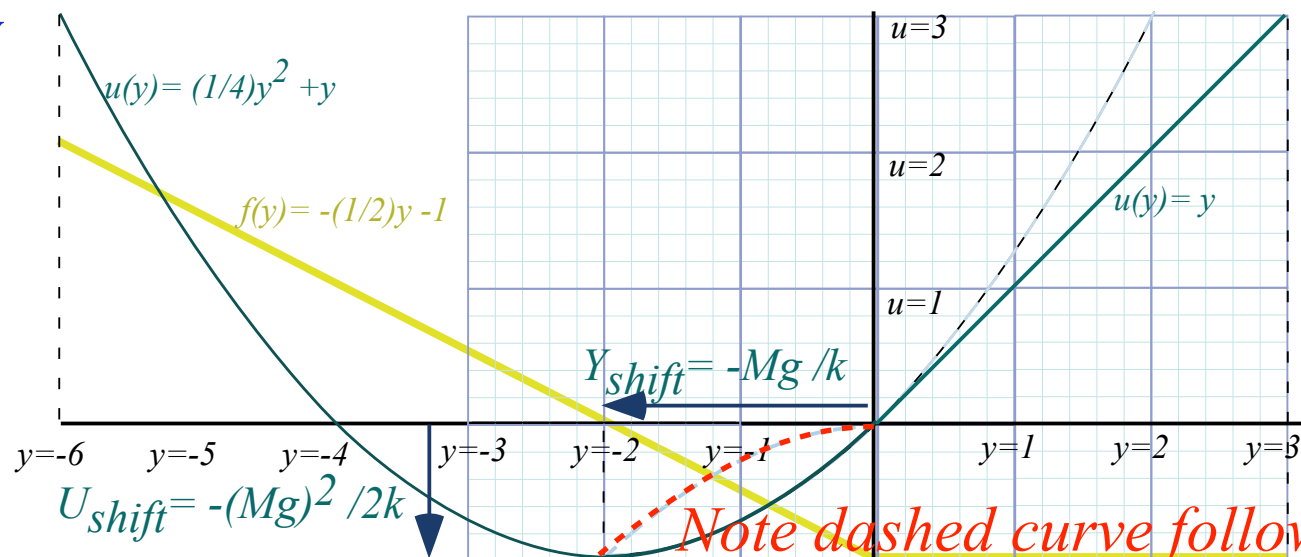


Unit 1
 Fig. 7.4

(e) Geometry of Linear Force with Constant Mg and Quadratic Potential

$F(Y) = -kY - Mg$ $U(Y) = (1/2)kY^2 + MgY$

Close view
 of
 Soft
 ball
 $F = -k_s x$



$$F^{Total} = F^{grav} + F^{target} = \begin{cases} -Mg & (y \geq 0) \\ -Mg - ky & (y < 0) \end{cases}$$

$$U^{Total} = U^{grav} + U^{target} = \begin{cases} Mg y & (y \geq 0) \\ Mg y + \frac{1}{2} ky^2 & (y < 0) \end{cases}$$

Note dashed curve followed by PE minimum. Parabola? What?

Potential energy dynamics of Superballs and related things

Thales geometry and “Sagittal approximation” to force law

Geometry and dynamics of single ball bounce

→ *General Non-linear force (like superball-floor or ball-bearing-anvil)*

Constant force $F=-k$ (linear potential $V=kx$)

(Simulations)

Some physics of dare-devil-diving 80 ft. into kidee pool

→ *Linear force $F=-kx$ (quadratic potential $V=\frac{1}{2}kx^2$ (like balloon))*

Geometry and potential dynamics of 2-ball bounce

A parable of RumpCo. vs CrapCorp. (introducing 3-mass potential-driven dynamics)

A story of USC pre-meds visiting Whammo Manufacturing Co.

Geometry and dynamics of n-ball bounces

Analogy with shockwave and acoustical horn amplifier

Advantages of a geometric m_1, m_2, m_3, \dots series

A story of Stirling Colgate (Palmolive) and core-collapse supernovae

Many-body 1D collisions

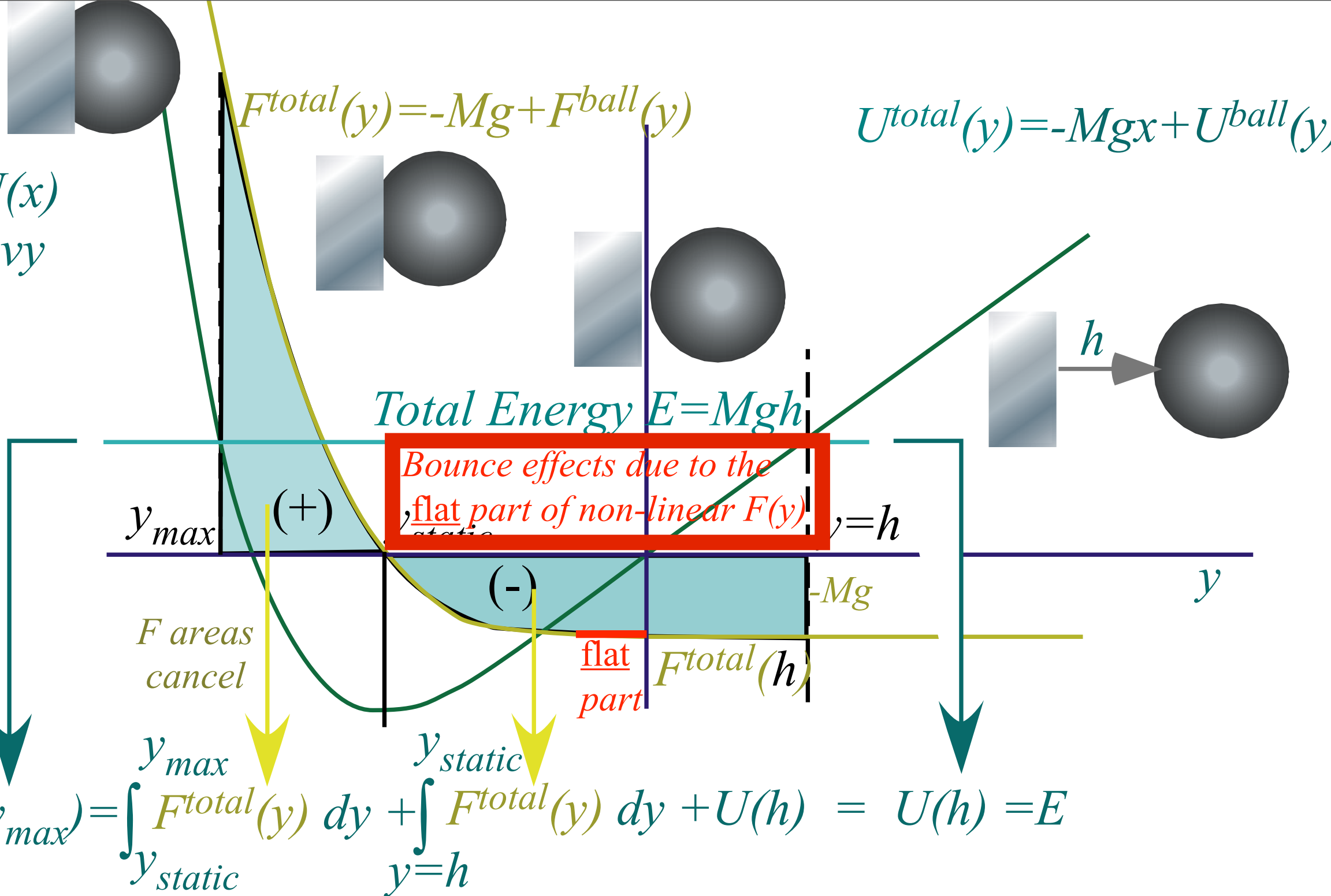
Elastic examples: Western buckboard

Bouncing columns and Newton's cradle

Inelastic examples: “Zig-zag geometry” of freeway crashes

Super-elastic examples: This really is “Rocket-Science”

Force $F(x)$
and
Potential $U(x)$
for soft heavy
non-linear
superball



Unit 1
Fig. 7.5

Work = $W = \int F(x) dx = \text{Energy acquired} = \text{Area of } F(x) = -U(x)$

$$F(x) = -\frac{dU(x)}{dx}$$

Impulse = $P = \int F(t) dt = \text{Momentum acquired} = \text{Area of } F(t) = P(t)$

$$F(t) = \frac{dP(t)}{dt}$$

Potential energy dynamics of Superballs and related things

Thales geometry and “Sagittal approximation” to force law

Geometry and dynamics of single ball bounce

General Non-linear force (like superball-floor or ball-bearing-anvil)

Constant force $F=-k$ (linear potential $V=kx$)

(Simulations)

Some physics of dare-devil-diving 80 ft. into kidee pool

Linear force $F=-kx$ (quadratic potential $V=\frac{1}{2}kx^2$ (like balloon))

Geometry and potential dynamics of 2-ball bounce

A parable of **RumpCo.** vs **CrapCorp.** (introducing 3-mass potential-driven dynamics)

Parable allegory for Los Alamos

Cheap&practical “seat-of-the pants” approach

Parable allegory for Livermore

Fancy&overpriced “political” approach

Advantages of a geometric m_1, m_2, m_3, \dots series

A story of Stirling Colgate (Palmolive) and core-collapse supernovae

Many-body 1D collisions

Elastic examples: Western buckboard

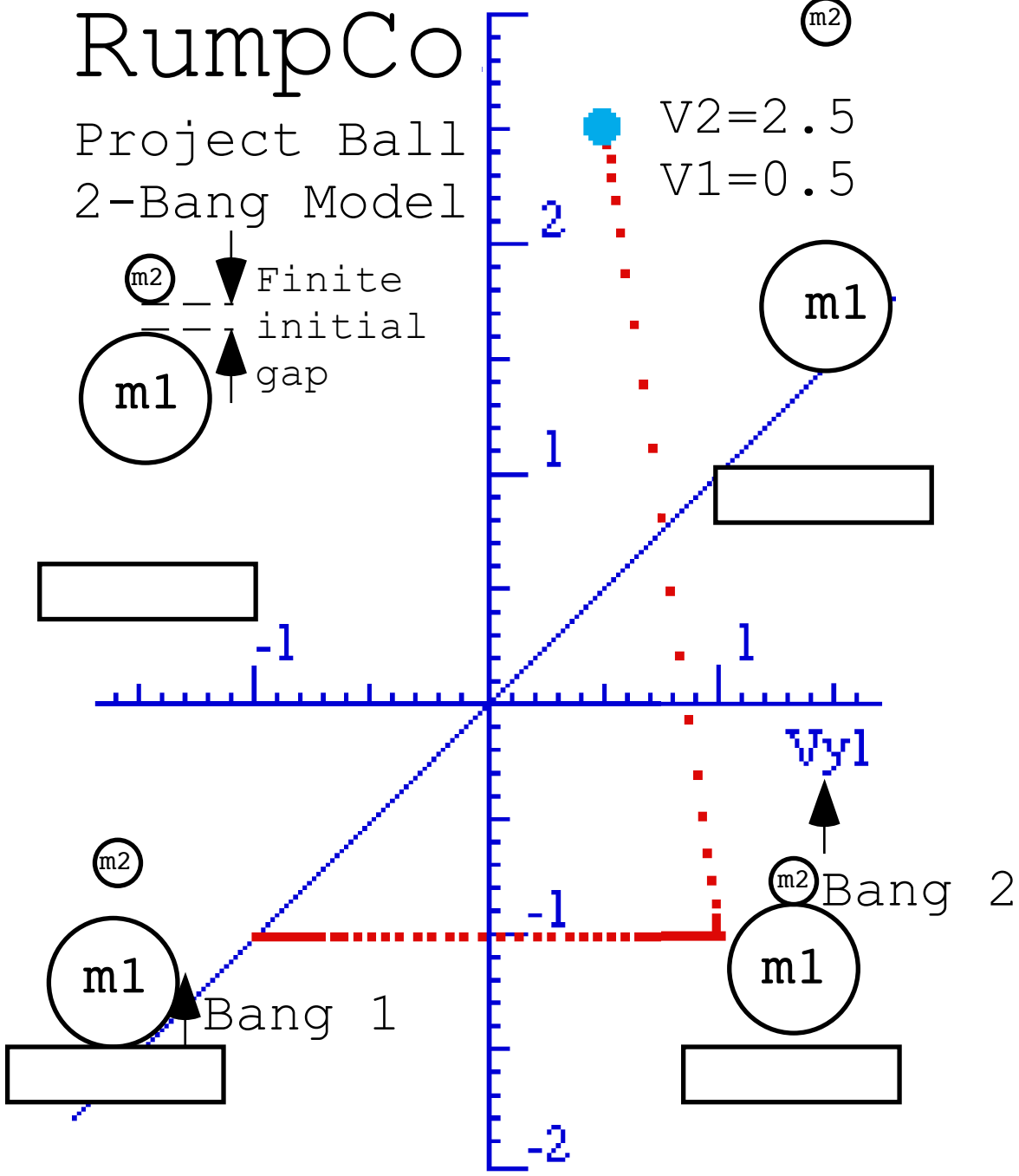
Bouncing columns and Newton’s cradle

Inelastic examples: “Zig-zag geometry” of freeway crashes

Super-elastic examples: This really is “Rocket-Science”

Parable allegory for Los Alamos

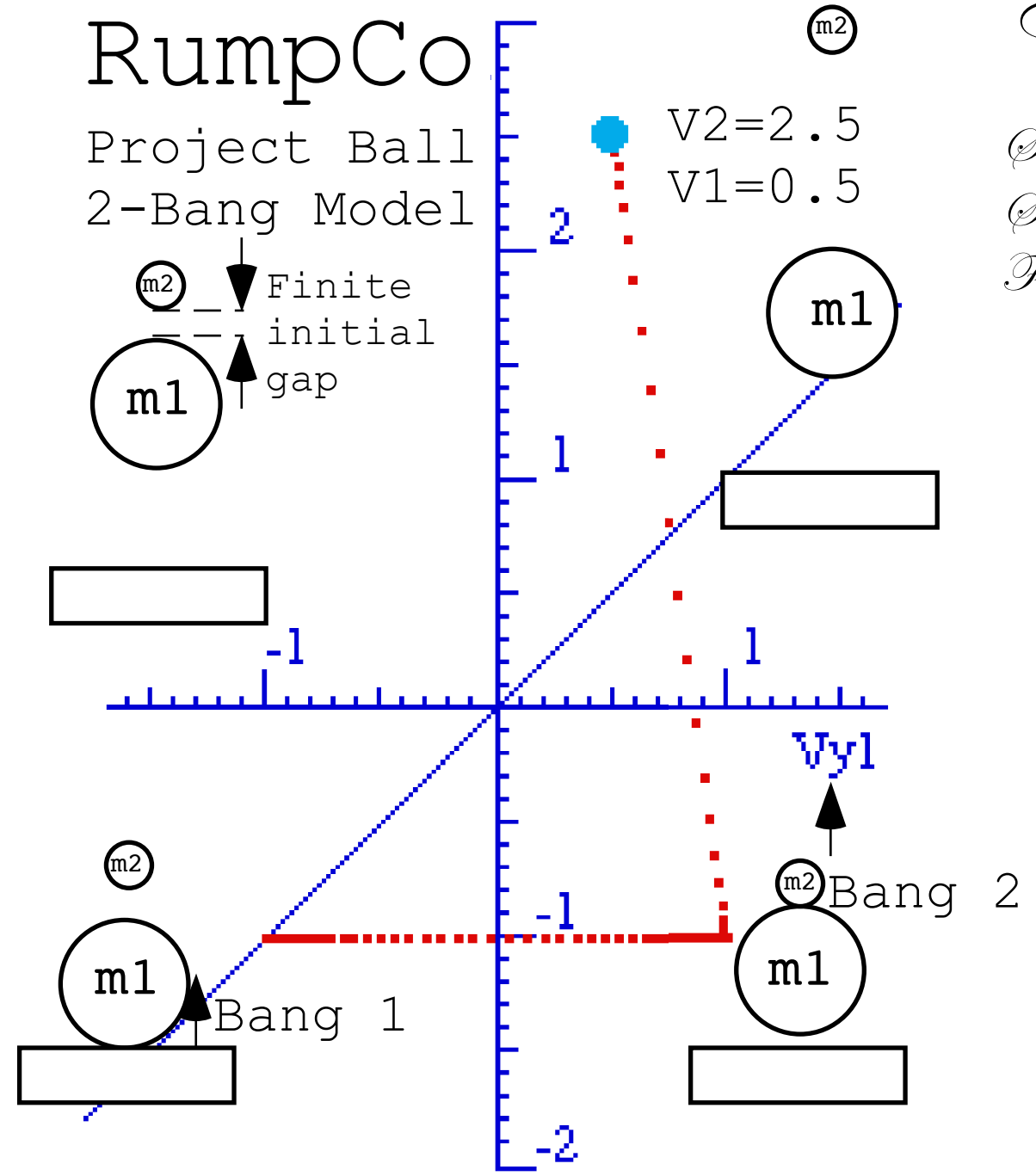
Cheap & practical "seat-of-the pants" approach



*Velocity amplification
or "throw" factor = 2.5*

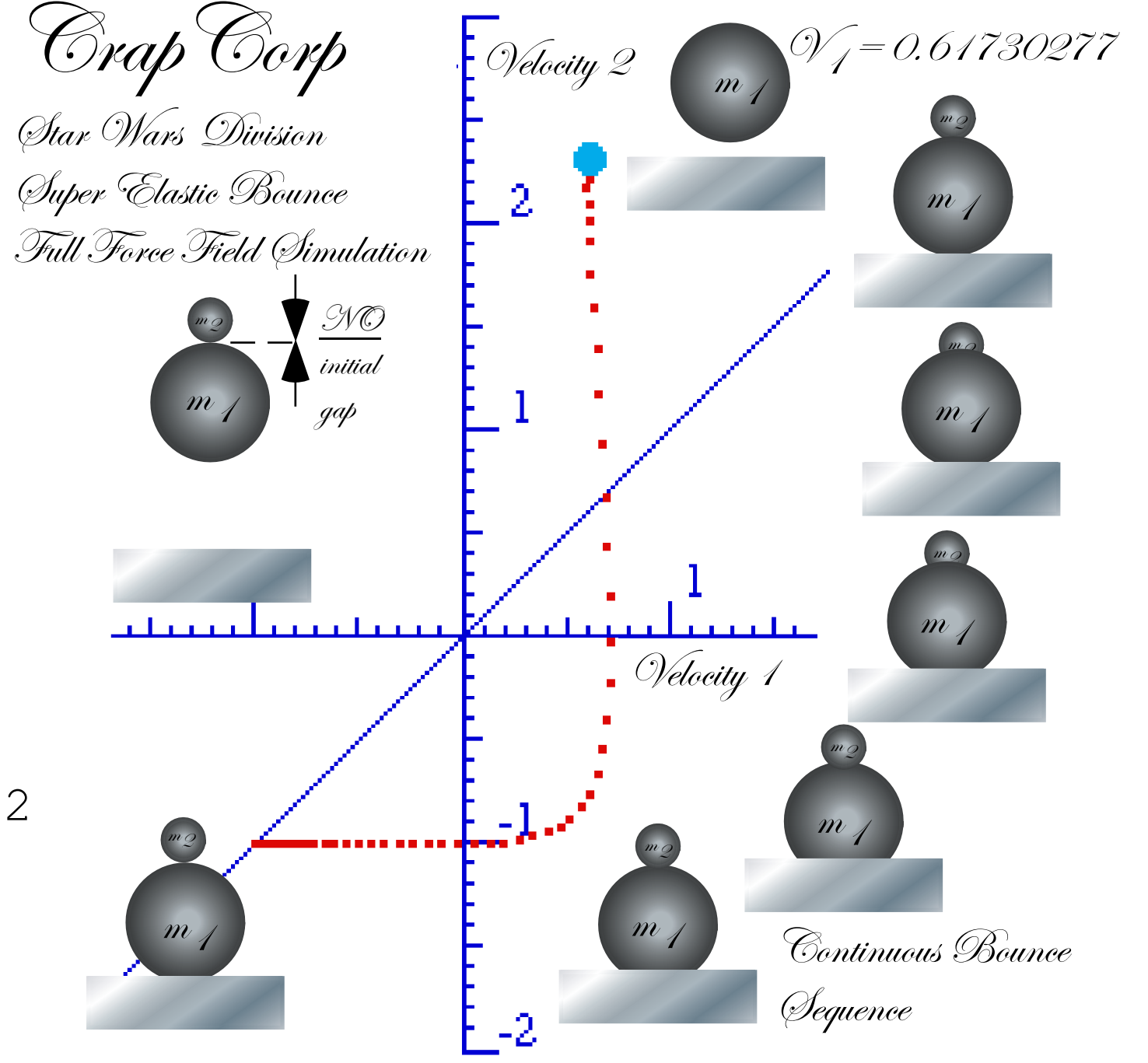
Unit 1
Fig. 7.6

Parable allegory for Los Alamos
Cheap&practical "seat-of-the pants" approach



*Velocity amplification
 or "throw" factor = 2.5*

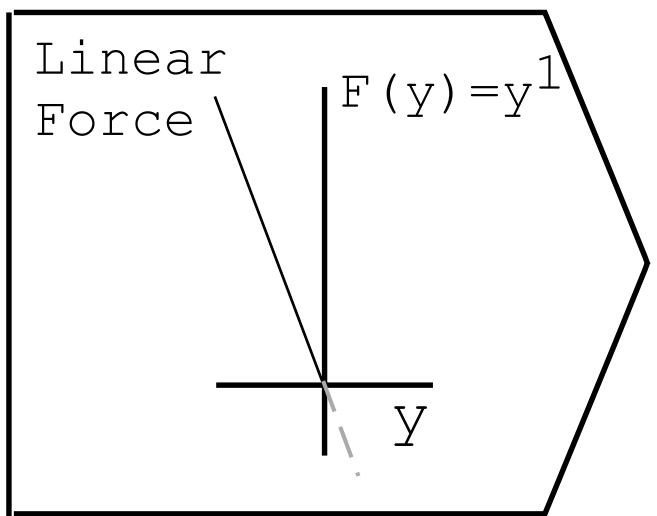
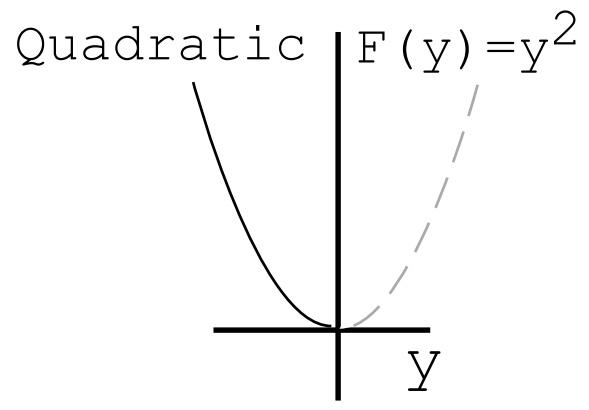
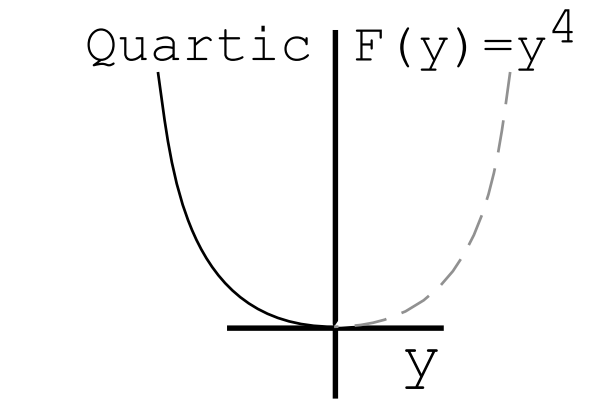
Parable allegory for Livermore
Fancy&overpriced "political" approach



*Velocity amplification
 or "throw" factor = 2.3
 (about equal to RumpCo
 finite gap experiment)*

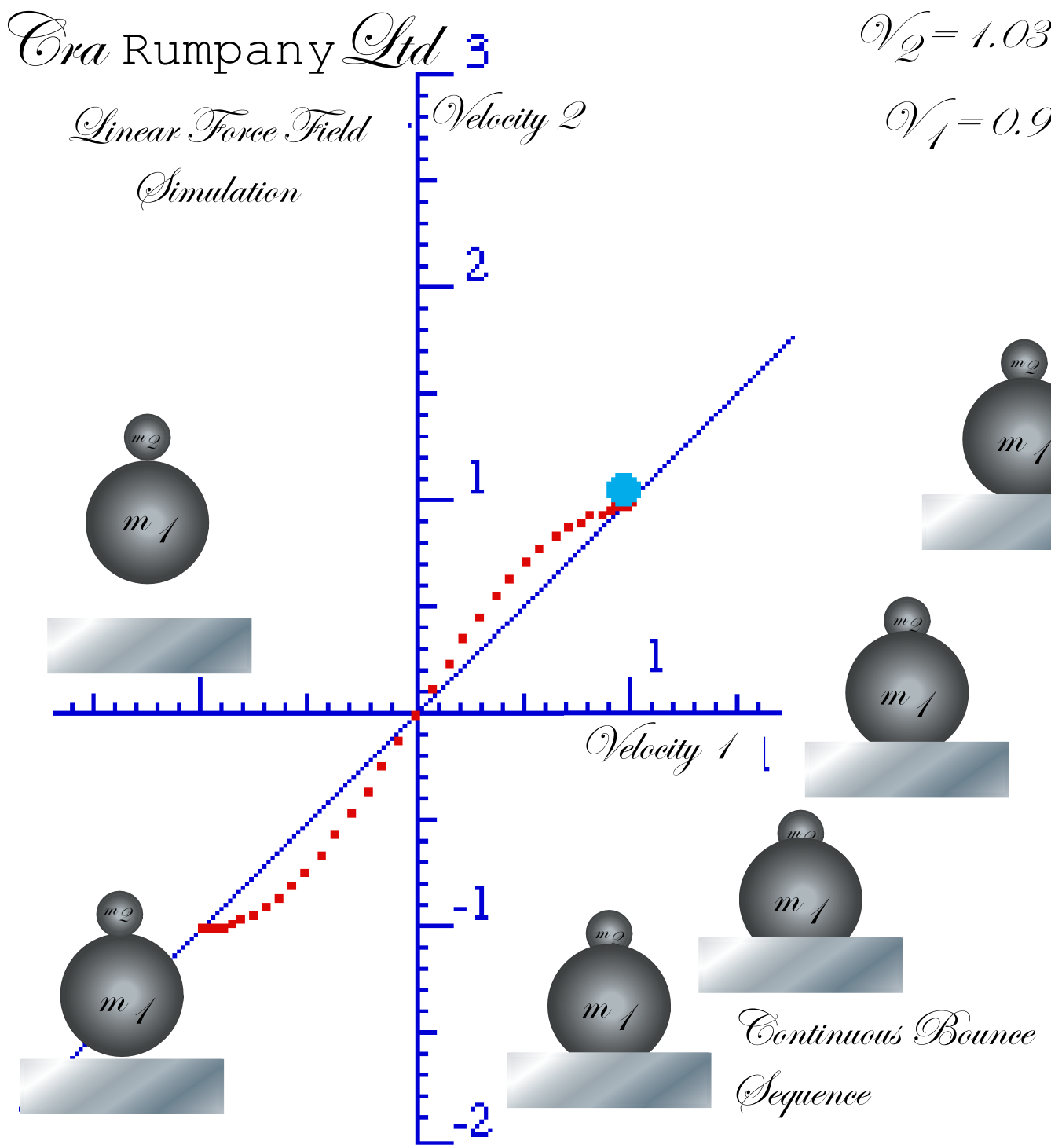
Unit 1
 Fig. 7.6

Cooperation between *Los Alamos* and *Livermore* yields insight to answer "What's going on?"



Cra Rumpany Ltd 3

Linear Force Field Simulation



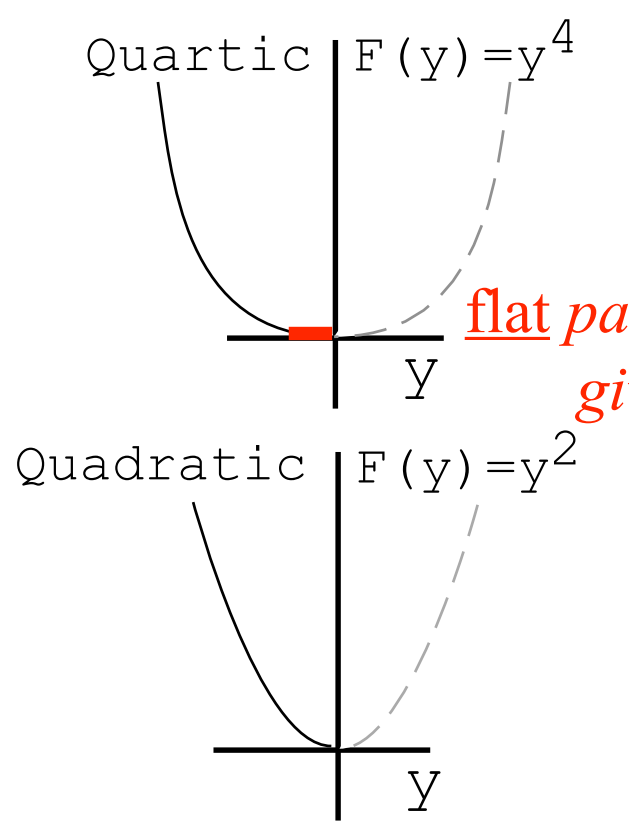
$V_2 = 1.03$

$V_1 = 0.996$

Unit 1
Fig. 7.7

Continuous Bounce Sequence

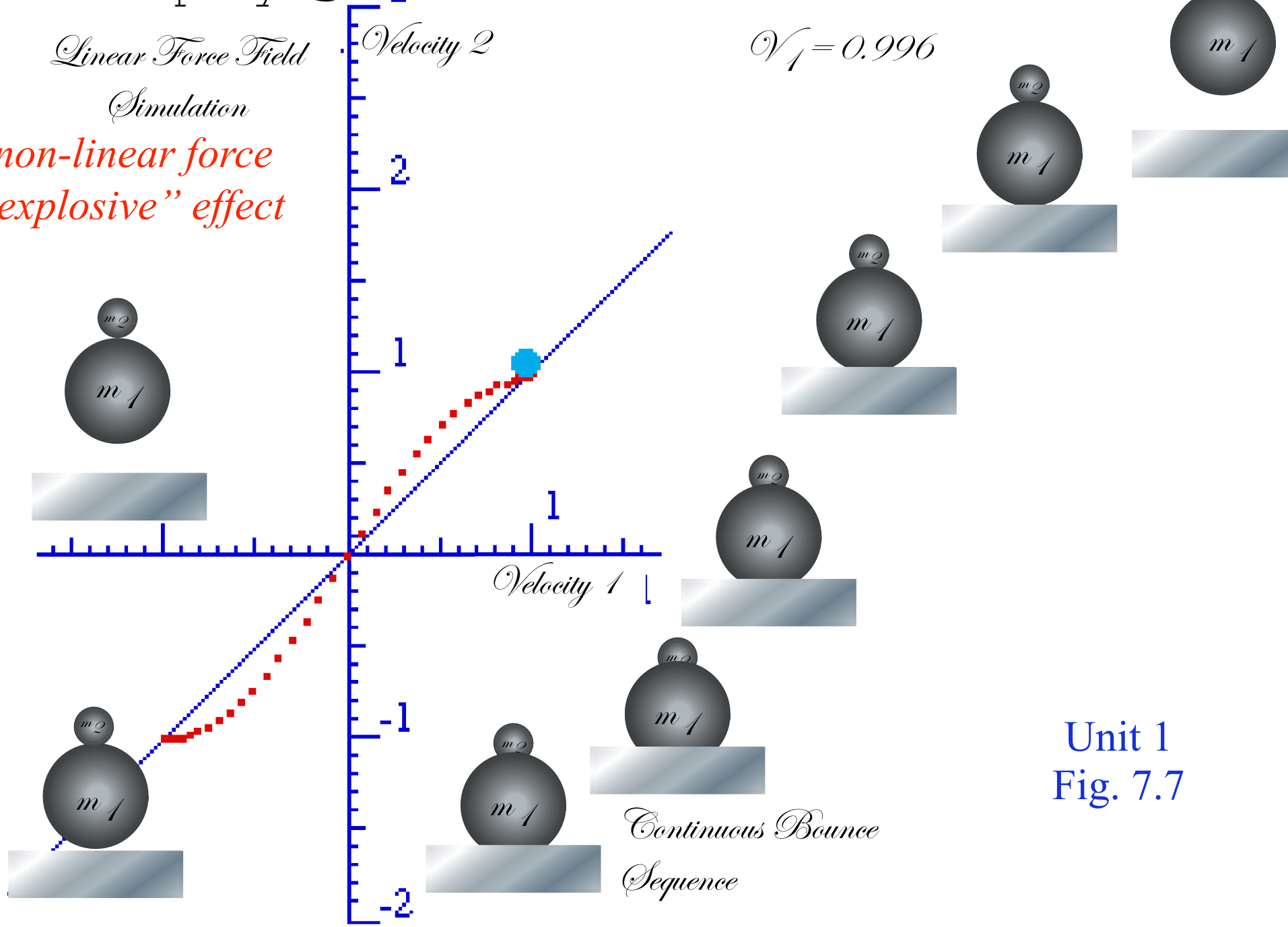
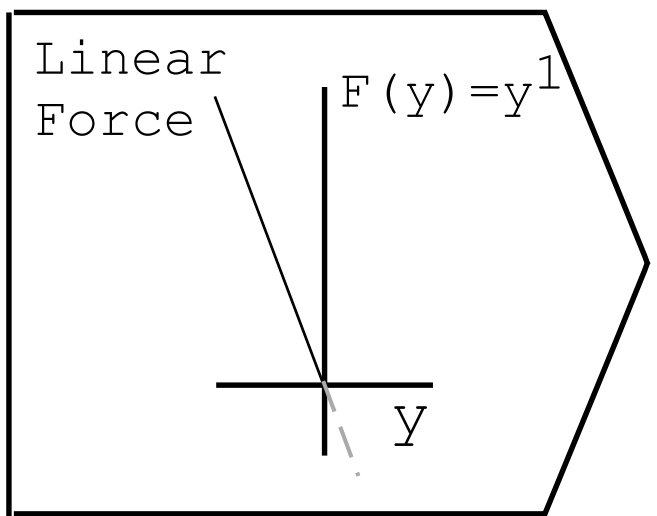
Cooperation between *Los Alamos* and *Livermore* yields insight to answer "What's going on?"



flat part of non-linear force gives "explosive" effect

Cra Rumpny Ltd 3
Linear Force Field Simulation

$V_2 = 1.03$
 $V_1 = 0.996$



Velocity amplification or "throw" factor = 1.03 (practically "no-throw") for linear force $F(y) = ky$

Unit 1
 Fig. 7.7

Potential energy dynamics of Superballs and related things

Thales geometry and “Sagittal approximation” to force law

Geometry and dynamics of single ball bounce

(a) Constant force $F=-k$ (linear potential $V=kx$)

Some physics of dare-devil-diving 80 ft. into kidee pool

(Simulations)

(b) Linear force $F=-kx$ (quadratic potential $V=\frac{1}{2}kx^2$ (like balloon))

(c) Non-linear force (like superball-floor or ball-bearing-anvil)

Geometry and potential dynamics of 2-ball bounce

A parable of RumpCo. vs CrapCorp. (introducing 3-mass potential-driven dynamics)

→ A story of USC pre-meds visiting Whammo Manufacturing Co.

(Leads to Sagittal

Geometry and dynamics of n-ball bounces

potential analysis of

2, 3, and 4 body towers)

Analogy with shockwave and acoustical horn amplifier

Advantages of a geometric m_1, m_2, m_3, \dots series

A story of Stirling Colgate (Palmolive) and core-collapse supernovae

Many-body 1D collisions

Elastic examples: Western buckboard

Bouncing columns and Newton's cradle

Inelastic examples: “Zig-zag geometry” of freeway crashes

Super-elastic examples: This really is “Rocket-Science”

Velocity Amplification in Collision Experiments ...and some results of "Project-Ball" Involving Superballs

CLASS OF WILLIAM G. HARTER*

University of Southern California

Los Angeles, California 90007

(Received 25 September 1969; revised 25 September 1970)

If a pen is stuck in a hard rubber ball and dropped from a certain height, the pen may bounce to several times that height. The results of two such experiments, which can easily be duplicated in any undergraduate physics laboratory, are plotted for a range of mass ratios. A simple theoretical discussion which provides a qualitative understanding of the phenomenon is presented. A more complicated formulation which agrees very well with one of the experiments is also presented. The latter involves a simple analog computer program. Finally, an intriguing generalization of the phenomenon is considered.

* The members of the class of Dr. William G. Harter included: Calvin W. Gray, Jr., Robert C. Frickman, Brian P. Harney, Steven H. Hendrickson, Scott T. Jacks, David F. Judy, William D. Koltun, Sam C. Kaplan, Morton J. Kern, Edmund H. Kwan, Wayne E. Long, Michael E. Mason, William D. Moore, Willard W. Mosier, Gary P. Rudolf, Henry G. Rosenthal, William F. Skinner, Jay L. Stearn, Michael Weinberg, Mark Weiner, Frank J. Wilkinson, and David Willner.

INTRODUCTION

¹Trade name of product by Whammo Manufacturing Co., San Gabriel, Calif.

Shortly after the well-known Superball¹ appeared on the market, one of the authors quite accidentally discovered a surprising effect.² The point of a ball point pen is imbedded in the surface of a 3-in. diam Superball, and the pen and ball are dropped from a height of 4 or 5 ft so that the pen remains above the ball and perpendicular to a hard floor below. As the ball strikes the floor, the pen may be ejected so violently that it will strike the ceiling of the average room with considerable force. Furthermore, one can adjust the mass of the pen so that the ball remains completely at rest on the floor after ejecting the pen.

Class of W. G. Harter

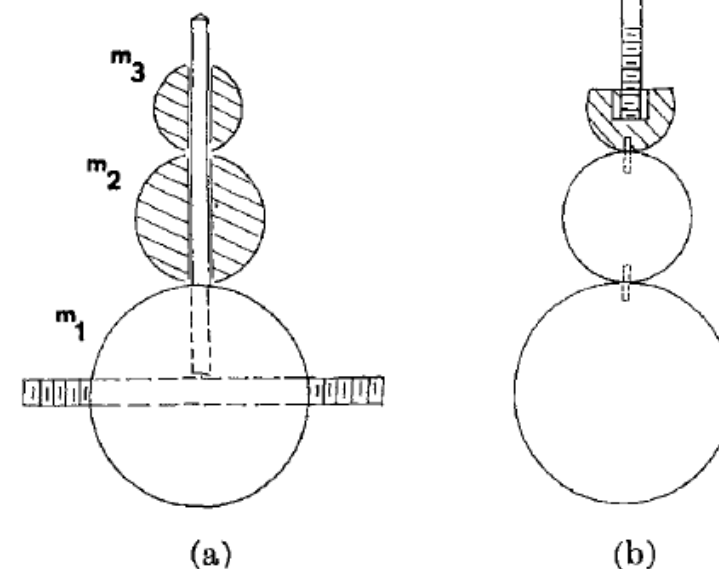
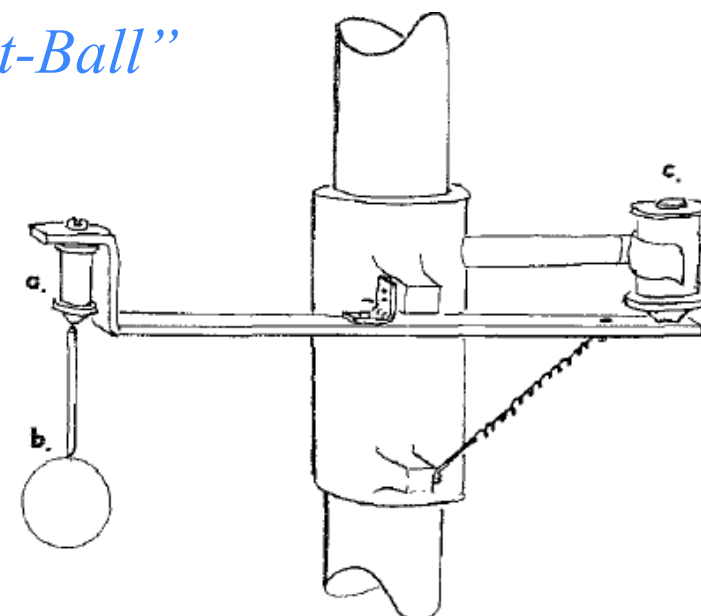


FIG. 14. Two designs for a multiple stage tower of balls. (a) Large number of balls can slide on a shaft. (b) Balls connected by small pins stand to lose appreciable amounts of binding energy.

ACKNOWLEDGMENT

We would like to thank John C. Fakan, John E. Heighway, and John H. Marburger for help during the initial and final stages of this project.

*Much later....
Lots of profs try this out...
...including the unfortunate Harvard
professor M. Tinkham...*

*(Still trying to find the
video of the Tinkham incident...)*

Basketball and Tennis Ball

Dropping a tennis ball on top of a basketball causes the tennis ball to bounce very high.

Source: [8.01 Physics I: Classical Mechanics, Fall 1999](#)
Prof. Walter Lewin

Course Material Related to This Topic:

- Watch [video clip from Lecture 17 \(21:30 - 24:08\)](#)

<http://ocw.mit.edu/high-school/physics/exam-prep/systems-of-particles-linear-momentum/impulse-and-momentum/>

A story of USC pre-meds visiting Whammo Manufacturing Co.

...and some results of “Project-Ball”

After initial big NBC splash (Ray Dunkin Reports) in Fall 1968, USC mechanical engineers kindly measured super-ball force curves $F(y)$ with their precision tensometer and let us use their analog computer to calculate precise bounce heights.

A story of USC pre-meds visiting Whammo Manufacturing Co.

...and some results of “Project-Ball”

After initial big NBC splash (Ray Dunkin Reports) in Fall 1968, USC mechanical engineers kindly measured super-ball force curves $F(y)$ with their precision tensometer and let us use their analog computer to calculate precise bounce heights.

After this things began deteriorating in Old-Physics-Rm 69 (The Project-Ball-Room)

- 1. The fancy-pants computer theory did not jive with the fine drop-tower experiments.*
- 2. USC B&G decided Rm 69 needed painting and kicked us out for a week.*

A story of USC pre-meds visiting Whammo Manufacturing Co.

...and some results of “Project-Ball”

After initial big NBC splash (Ray Dunkin Reports) in Fall 1968, USC mechanical engineers kindly measured super-ball force curves $F(y)$ with their precision tensometer and let us use their analog computer to calculate precise bounce heights.

After this things began deteriorating in Old-Physics-Rm 69 (The Project-Ball-Room)

- 1. The fancy-pants computer theory did not jive with the fine drop-tower experiments.*
- 2. USC B&G decided Rm 69 needed painting and kicked us out for a week.*

A call to Whammo Co. elicited interest in a big \$\$\$\$ product. Invited us to visit. Yay! \$\$\$

A story of USC pre-meds visiting Whammo Manufacturing Co.

...and some results of “Project-Ball”

After initial big NBC splash (Ray Dunkin Reports) in Fall 1968, USC mechanical engineers kindly measured super-ball force curves $F(y)$ with their precision tensometer and let us use their analog computer to calculate precise bounce heights.

After this things began deteriorating in Old-Physics-Rm 69 (The Project-Ball-Room)

- 1. The fancy-pants computer theory did not jive with the fine drop-tower experiments.*
- 2. USC B&G decided Rm 69 needed painting and kicked us out for a week.*

A call to Whammo Co. elicited interest in a big \$\$\$\$ product. Invited us to visit. Yay! \$\$\$

Days later, finally, got a car convoy together so we all could visit San Gabriel plant.

A story of USC pre-meds visiting Whammo Manufacturing Co.

...and some results of “Project-Ball”

After initial big NBC splash (Ray Dunkin Reports) in Fall 1968, USC mechanical engineers kindly measured super-ball force curves $F(y)$ with their precision tensometer and let us use their analog computer to calculate precise bounce heights.

After this things began deteriorating in Old-Physics-Rm 69 (The Project-Ball-Room)

- 1. The fancy-pants computer theory did not jive with the fine drop-tower experiments.*
- 2. USC B&G decided Rm 69 needed painting and kicked us out for a week.*

A call to Whammo Co. elicited interest in a big \$\$\$\$ product. Invited us to visit. Yay! \$\$\$

Days later, finally, got a car convoy together so we all could visit San Gabriel plant.

*But, that was “Alpha-Wave” day for inventors at San Gabriel plant.
So we end up talking to Whammo lawyer/owner.*

A story of USC pre-meds visiting Whammo Manufacturing Co.

...and some results of “Project-Ball”

After initial big NBC splash (Ray Dunkin Reports) in Fall 1968, USC mechanical engineers kindly measured super-ball force curves $F(y)$ with their precision tensometer and let us use their analog computer to calculate precise bounce heights.

After this things began deteriorating in Old-Physics-Rm 69 (The Project-Ball-Room)

- 1. The fancy-pants computer theory did not jive with the fine drop-tower experiments.*
- 2. USC B&G decided Rm 69 needed painting and kicked us out for a week.*

A call to Whammo Co. elicited interest in a big \$\$\$\$ product. Invited us to visit. Yay! \$\$\$

Days later, finally, got a car convoy together so we all could visit San Gabriel plant.

But, that was “Alpha-Wave” day for inventors at San Gabriel plant.

So we end up talking to Whammo lawyer/owner.

He says invention too dangerous. Bummmmer! No\$\$! (Forget Feynman’s suggestion of Ceiling Dartboard.)

Seeing us looking sad he offers us boxes of super-balls of many sizes (and other shapes).

A story of USC pre-meds visiting Whammo Manufacturing Co.

...and some results of “Project-Ball”

After initial big NBC splash (Ray Dunkin Reports) in Fall 1968, USC mechanical engineers kindly measured super-ball force curves $F(y)$ with their precision tensometer and let us use their analog computer to calculate precise bounce heights.

After this things began deteriorating in Old-Physics-Rm 69 (The Project-Ball-Room)

- 1. The fancy-pants computer theory did not jive with the fine drop-tower experiments.*
- 2. USC B&G decided Rm 69 needed painting and kicked us out for a week.*

A call to Whammo Co. elicited interest in a big \$\$\$\$ product. Invited us to visit. Yay! \$\$\$

Days later, finally, got a car convoy together so we all could visit San Gabriel plant.

*But, that was “Alpha-Wave” day for inventors at San Gabriel plant.
So we end up talking to Whammo lawyer/owner.*

*He says invention too dangerous. Bummmmer! No\$\$! (Forget Feynman’s suggestion of Ceiling Dartboard.)
Seeing us looking sad he offers us boxes of super-balls of many sizes (and other shapes).*

Still a little sad, we return to Rm 69.

Somebody drops a box of balls that immediately bounce into the wet paint.

A story of USC pre-meds visiting Whammo Manufacturing Co.

...and some results of “Project-Ball”

After initial big NBC splash (Ray Dunkin Reports) in Fall 1968, USC mechanical engineers kindly measured super-ball force curves $F(y)$ with their precision tensometer and let us use their analog computer to calculate precise bounce heights.

After this things began deteriorating in Old-Physics-Rm 69 (The Project-Ball-Room)

- 1. The fancy-pants computer theory did not jive with the fine drop-tower experiments.*
- 2. USC B&G decided Rm 69 needed painting and kicked us out for a week.*

A call to Whammo Co. elicited interest in a big \$\$\$\$ product. Invited us to visit. Yay! \$\$\$

Days later, finally, got a car convoy together so we all could visit San Gabriel plant.

*But, that was “Alpha-Wave” day for inventors at San Gabriel plant.
So we end up talking to Whammo lawyer/owner.*

*He says invention too dangerous. Bummmmer! No\$\$! (Forget Feynman’s suggestion of Ceiling Dartboard.)
Seeing us looking sad he offers us boxes of super-balls of many sizes (and other shapes).*

Still a little sad, we return to Rm 69.

Somebody drops a box of balls that immediately bounce into the wet paint.

The rest is history.

Little paint spots on floor show what was wrong with our fancy-pants computer theory

A story of USC pre-meds visiting Whammo Manufacturing Co.

...and some results of "Project-Ball"

The rest is history.

Little paint spots on floor show what was wrong with our fancy-pants computer theory.

The engineering curves were isothermal not adiabatic.

Need latter. Can do latter by dropping dyed balls and measuring spot-size.

Collisions Involving Superballs

Measuring spot-size d gives energy vs. height.
Slope of $E(x)$ gives force $F(x)$ and $G(x)$.

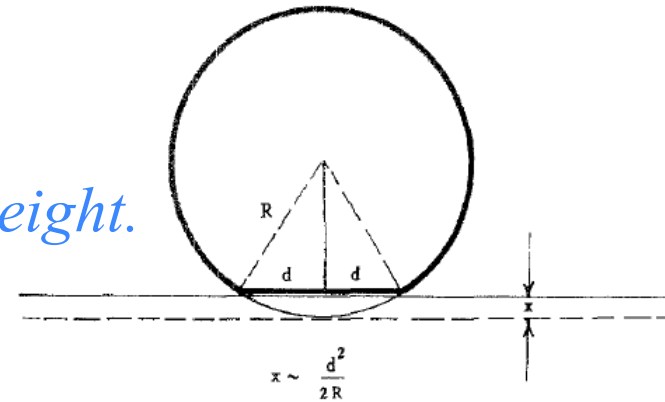
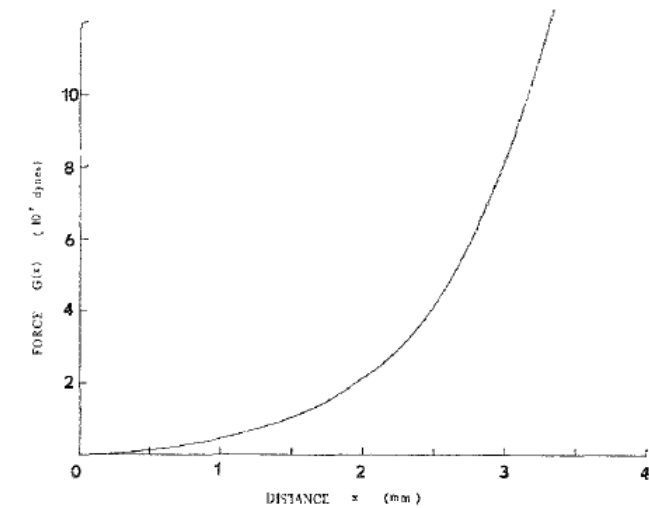


FIG. 10. Sagittal formula.



A story of USC pre-meds visiting Whammo Manufacturing Co.

...and some results of "Project-Ball"

The rest is history.

Little paint spots on floor show what was wrong with our fancy-pants computer theory.

The engineering curves were isothermal not adiabatic.

Need latter. Can do latter by dropping dyed balls and measuring spot-size.

Collisions Involving Superballs

*Measuring spot-size d gives energy vs. height.
Slope of $E(x)$ gives force $F(x)$ and $G(x)$.*

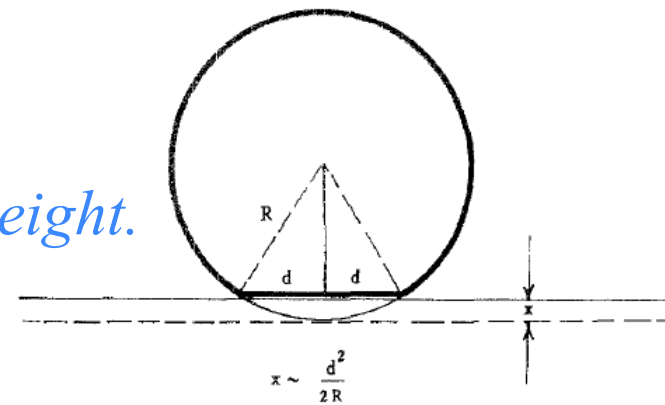


FIG. 10. Sagittal formula.

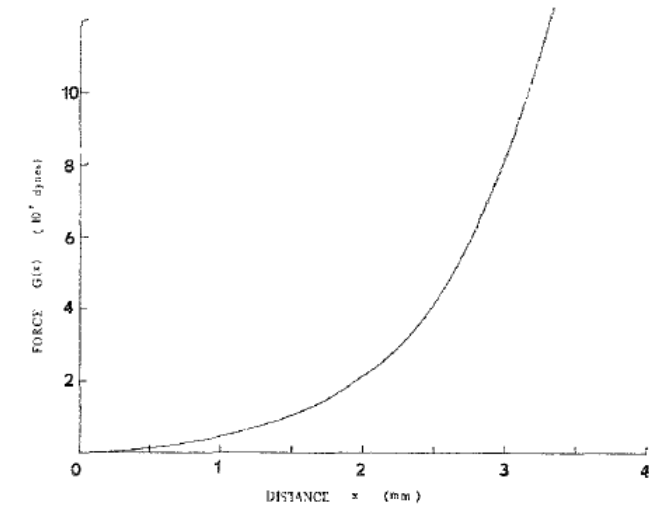


FIG. 12. Adiabatic force function $G(x)$.

If $F(x)$ and $G(x)$ were linear for all x , then the

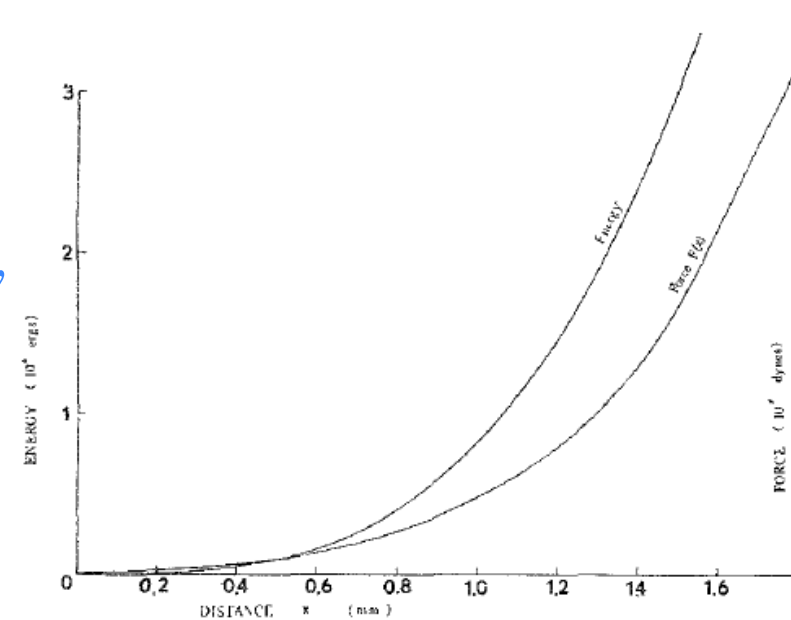


FIG. 11. Adiabatic force $F(x)$ and energy curves for Superball.

*Then fancy-pants computer theory
can predict N-ball tower bounce*

The rest is history.

Little paint spots on floor show what was wrong with our fancy-pants computer theory.

The engineering curves were isothermal not adiabatic.

Need latter. Can do latter by dropping dyed balls and measuring spot-size.

Measuring spot-size d gives energy vs. height.
Slope of $E(x)$ gives force $F(x)$ and $G(x)$.

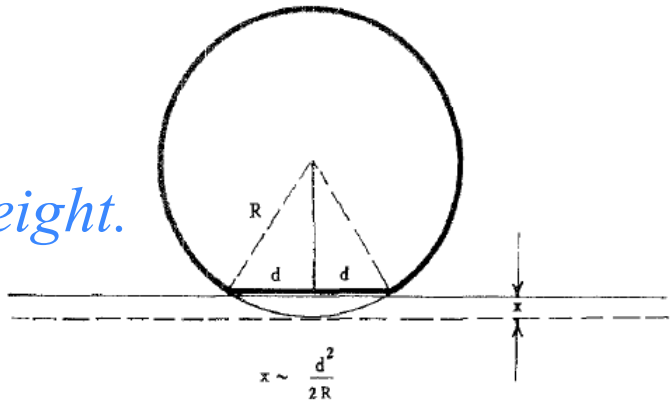


FIG. 10. Sagittal formula.

If $F(x)$ and $G(x)$ were linear for all x , then the

Collisions Involving Superballs

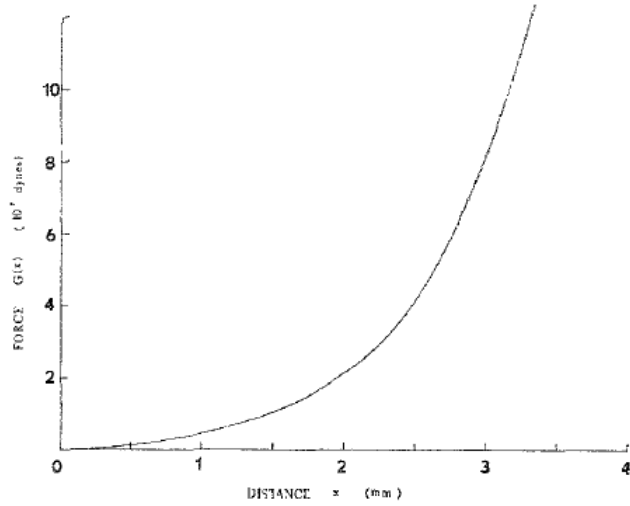


FIG. 12. Adiabatic force function $G(x)$.

Functions $F(x)$ and $G(x)$ were then placed on the function generators of the analog computer.

Then fancy-pants computer theory can predict N-ball tower bounce

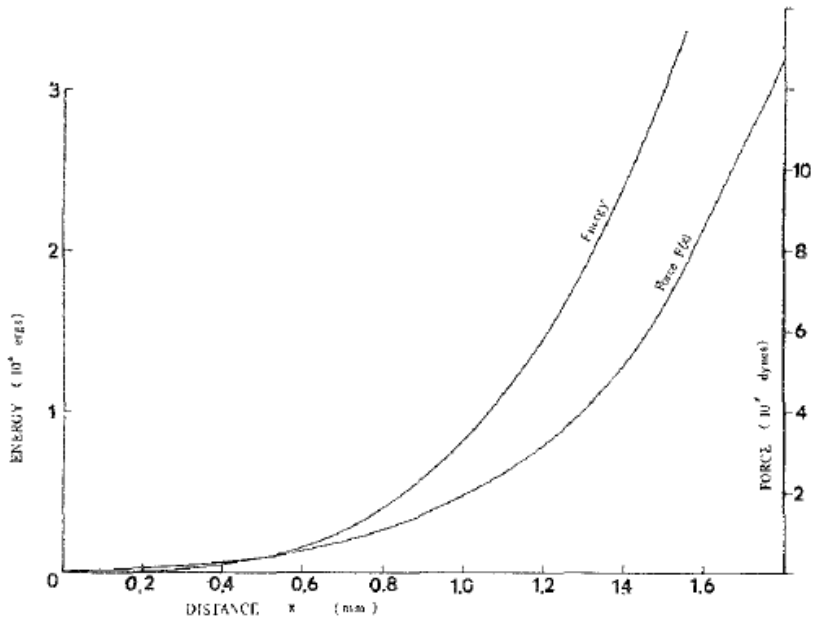
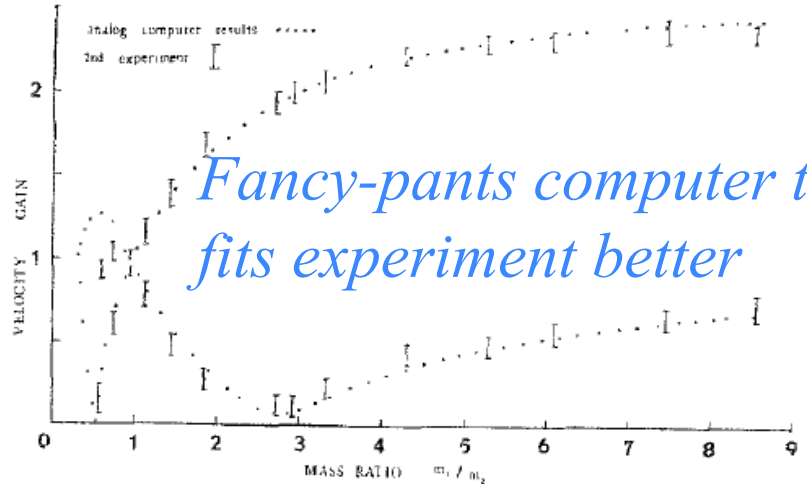


FIG. 11. Adiabatic force $F(x)$ and energy curves for Superball.



Fancy-pants computer theory fits experiment better

FIG. 13. Comparison between analog computer gain curves and second experiment.

Then fancy-pants computer theory can predict N-ball tower bounces

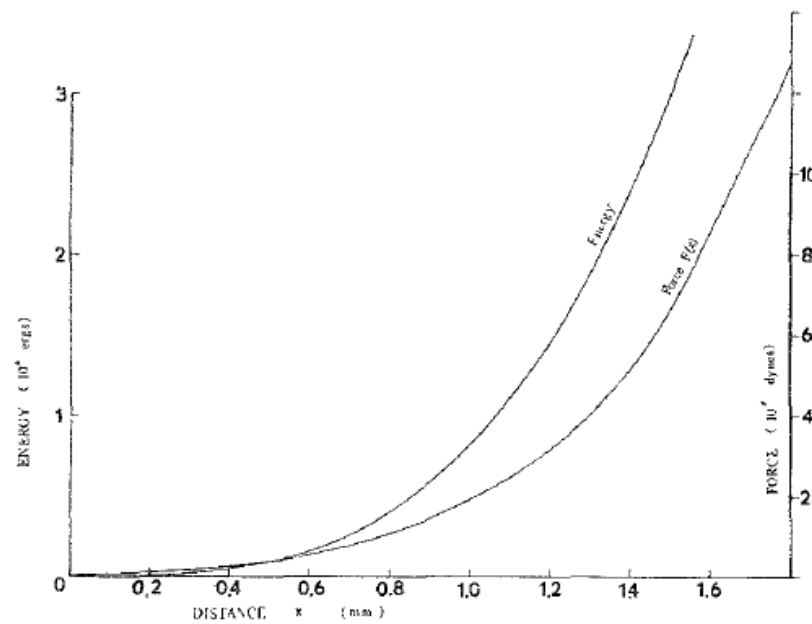


FIG. 11. Adiabatic force $F(x)$ and energy curves for Superball.

Functions $F(x)$ and $G(x)$ were then placed on the function generators of the analog computer.

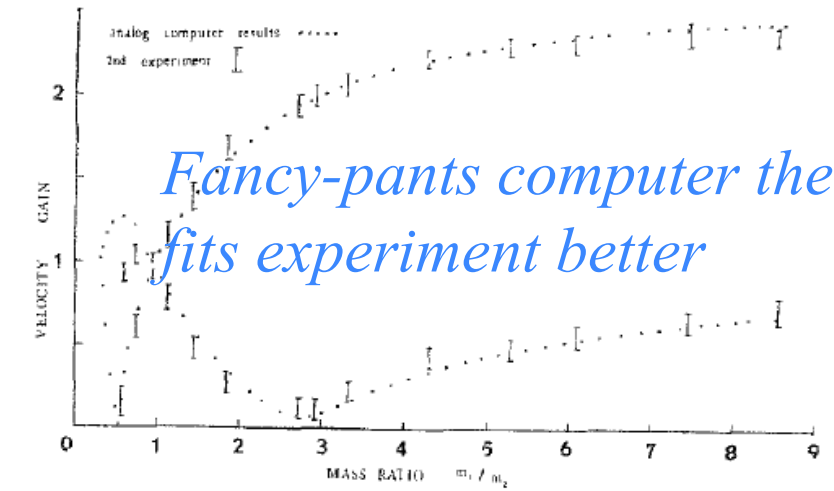


FIG. 13. Comparison between analog computer gain curves and second experiment.

Here are some 3-ball tower bounce predictions

Class of W. G. Harter

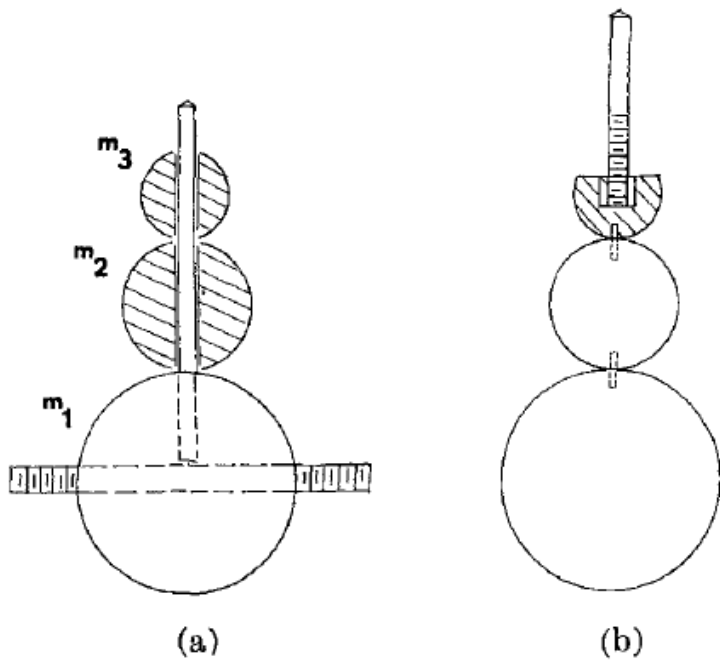


FIG. 14. Two designs for a multiple stage tower of balls. (a) Large number of balls can slide on a shaft. (b) Balls connected by small pins stand to lose appreciable amounts of binding energy.

AJP Volume 39 / 661

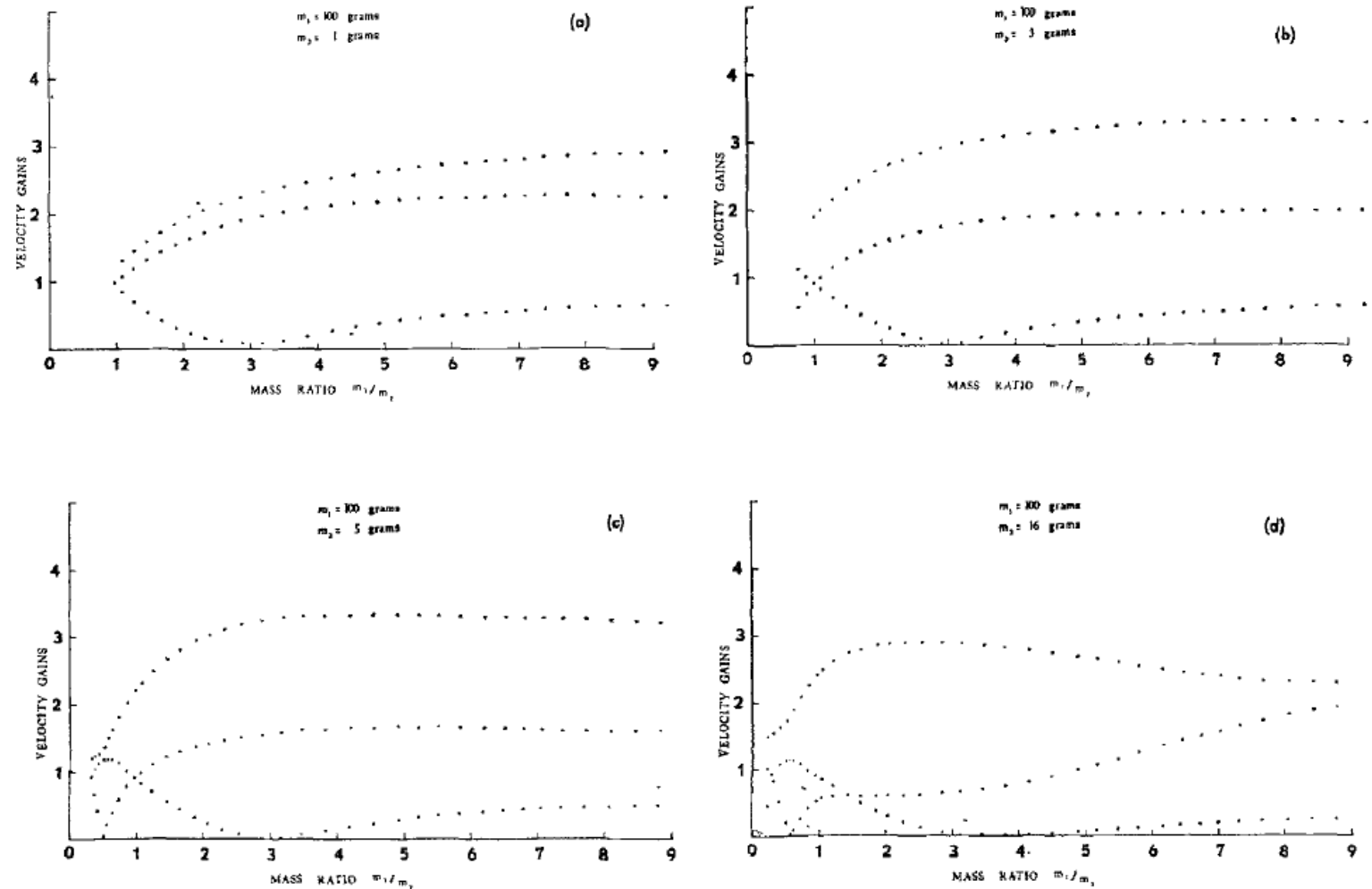


FIG. 15. (a)-(d) Analog computer output for velocity gains of three-ball system.

Potential energy dynamics of Superballs and related things

Thales geometry and “Sagittal approximation” to force law

Geometry and dynamics of single ball bounce

(a) Constant force $F=-k$ (linear potential $V=kx$)

Some physics of dare-devil-diving 80 ft. into kidee pool

(Simulations)

(b) Linear force $F=-kx$ (quadratic potential $V=\frac{1}{2}kx^2$ (like balloon))

(c) Non-linear force (like superball-floor or ball-bearing-anvil)

Geometry and potential dynamics of 2-ball bounce

A parable of RumpCo. vs CrapCorp. (introducing 3-mass potential-driven dynamics)

A story of USC pre-meds visiting Whammo Manufacturing Co.

(Leads to Sagittal

→ Geometry and dynamics of n -ball bounces

potential analysis of

2, 3, and 4 body towers)

Analogy with shockwave and acoustical horn amplifier

Advantages of a geometric m_1, m_2, m_3, \dots series

A story of Stirling Colgate (Palmolive) and core-collapse supernovae

Many-body 1D collisions

Elastic examples: Western buckboard

Bouncing columns and Newton's cradle

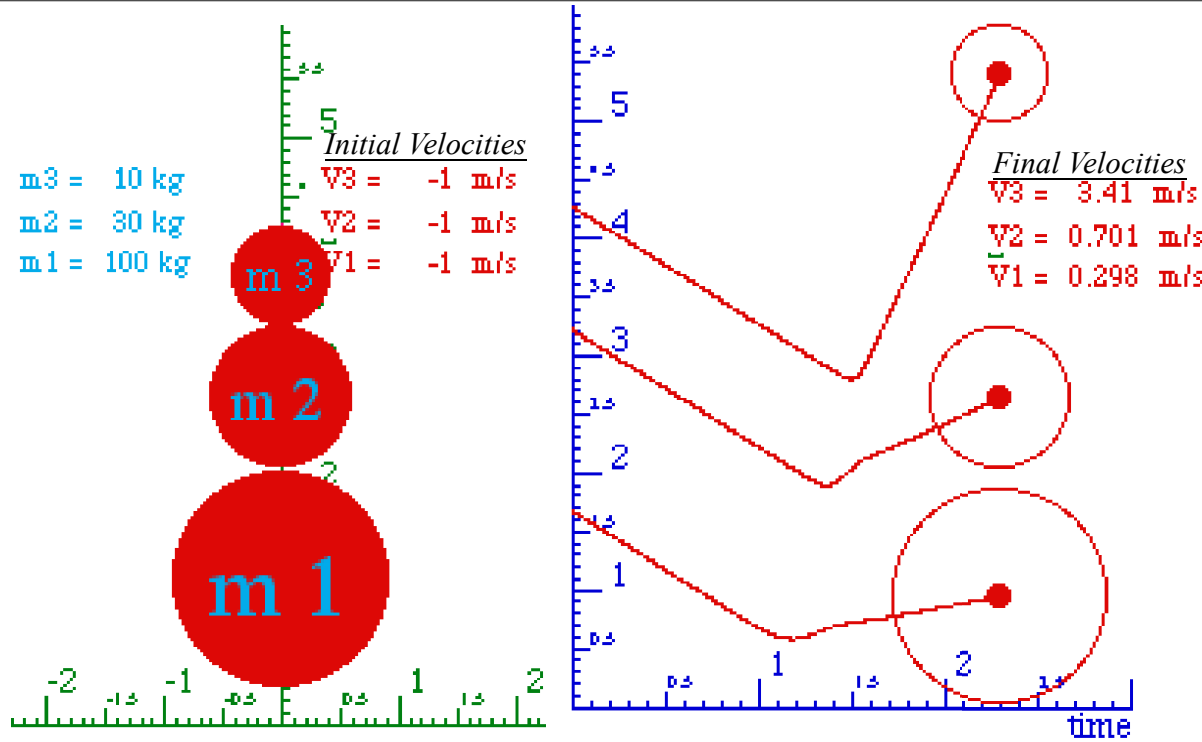
Inelastic examples: “Zig-zag geometry” of freeway crashes

Super-elastic examples: This really is “Rocket-Science”

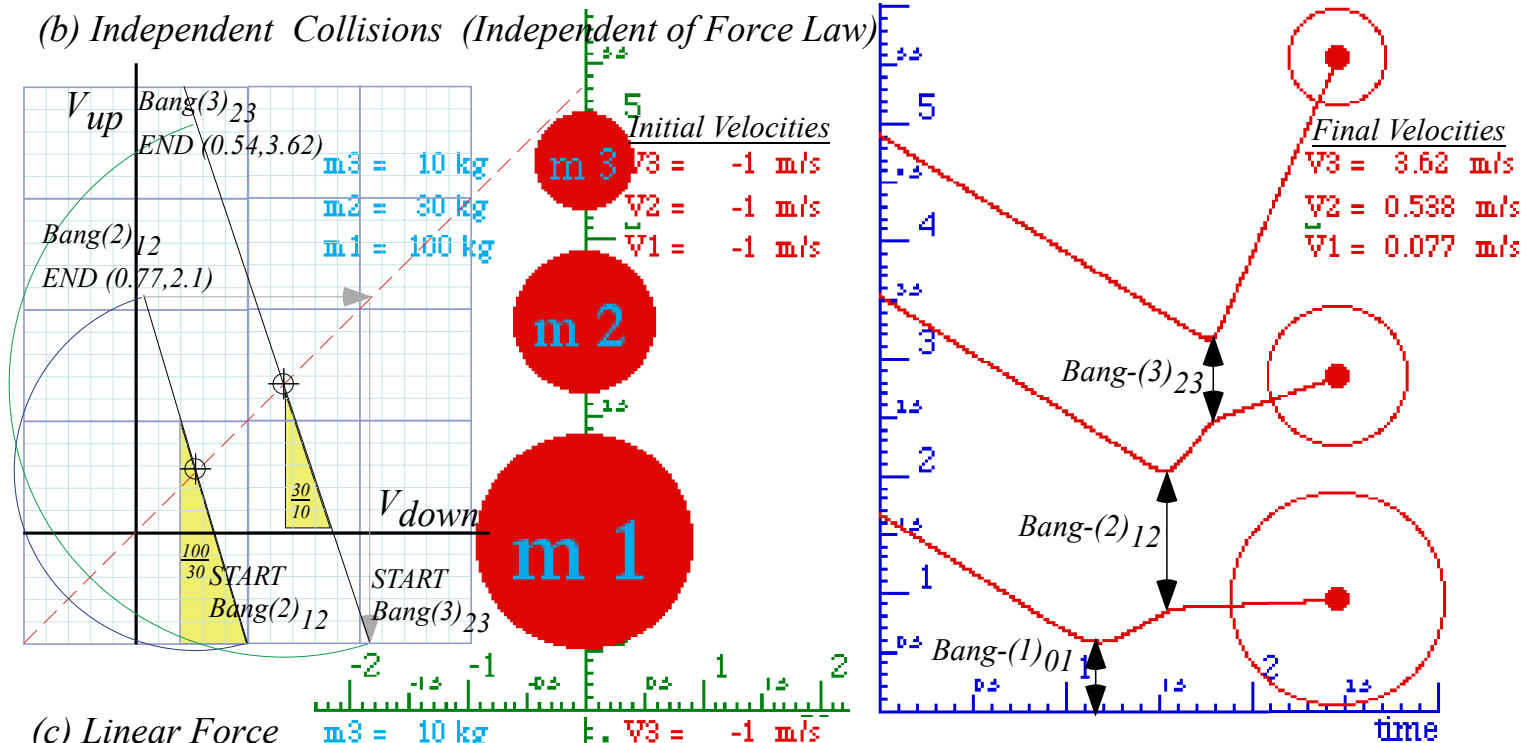
Unit 1
Fig. 8.1a-c

*Independent Bang Model
(IBM)*
3-Body Geometry

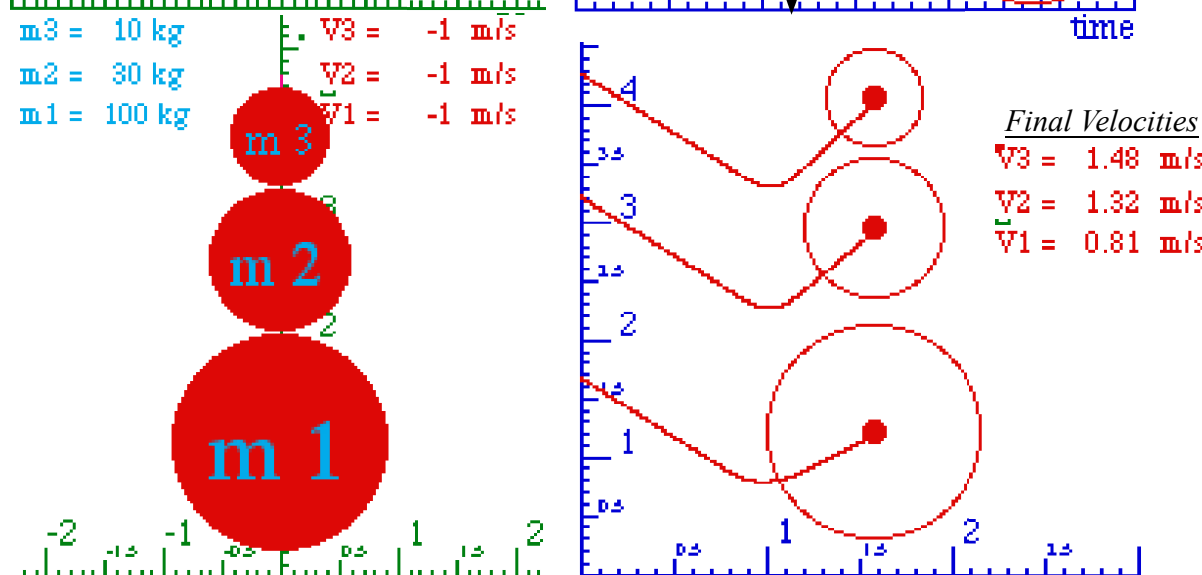
(a) *Quartic Force*
 $F(y) = k y^4$



(b) *Independent Collisions (Independent of Force Law)*



(c) *Linear Force*
 $F(y) = k y$



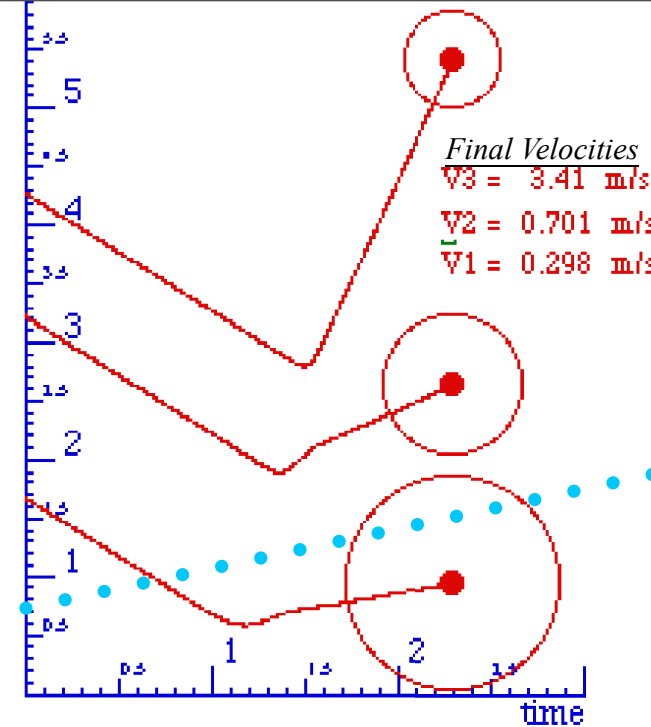
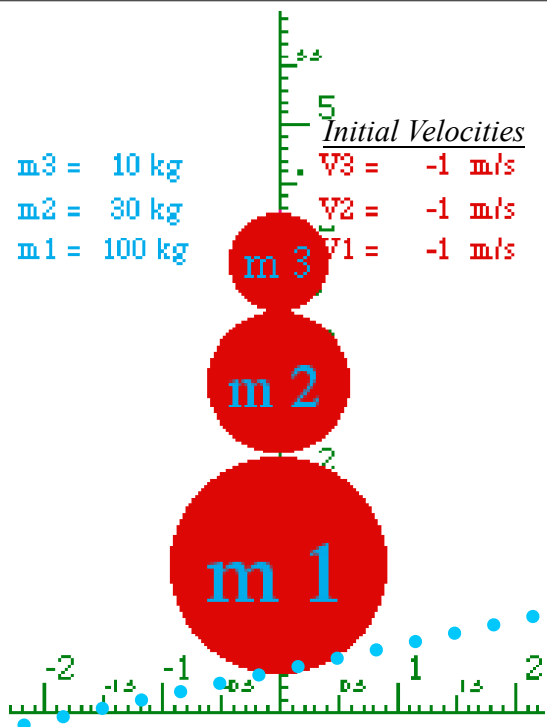
Unit 1
Fig. 8.1b

Independent Bang Model
(IBM)
3-Body Geometry

(a) Quartic Force
 $F(y) = k y^4$

$m_3 = 10 \text{ kg}$
 $m_2 = 30 \text{ kg}$
 $m_1 = 100 \text{ kg}$

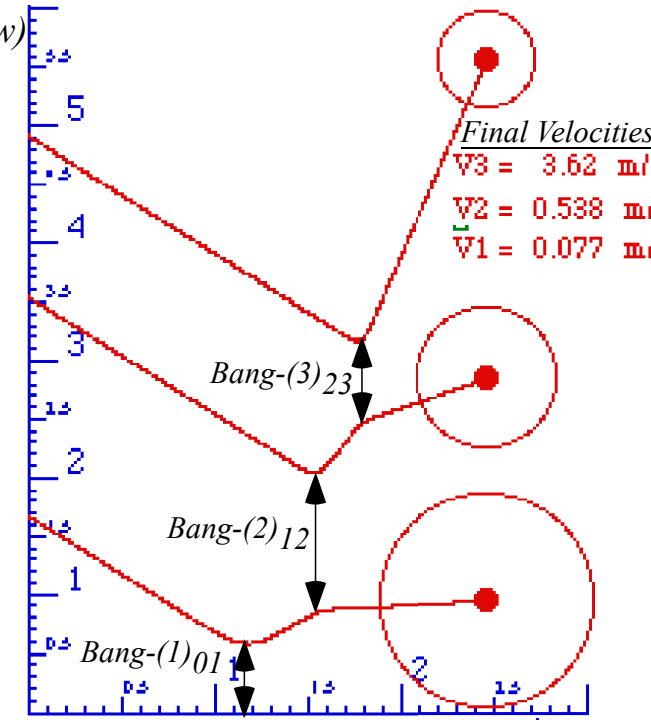
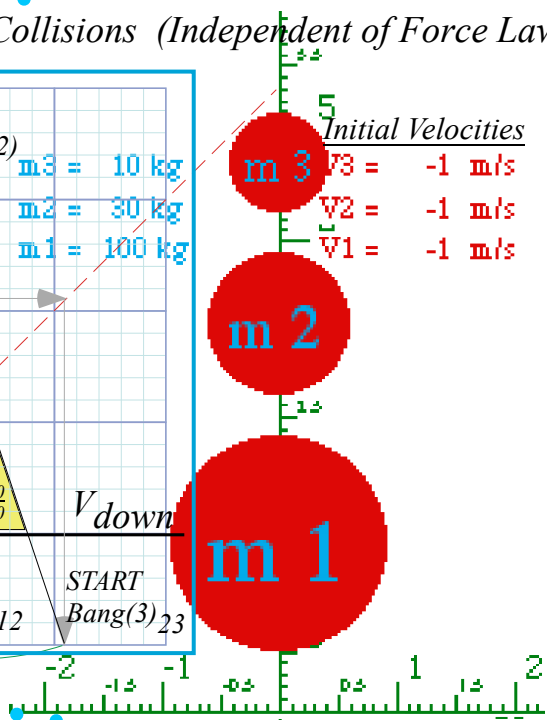
Initial Velocities
 $V_3 = -1 \text{ m/s}$
 $V_2 = -1 \text{ m/s}$
 $V_1 = -1 \text{ m/s}$



(b) Independent Collisions (Independent of Force Law)

$m_3 = 10 \text{ kg}$
 $m_2 = 30 \text{ kg}$
 $m_1 = 100 \text{ kg}$

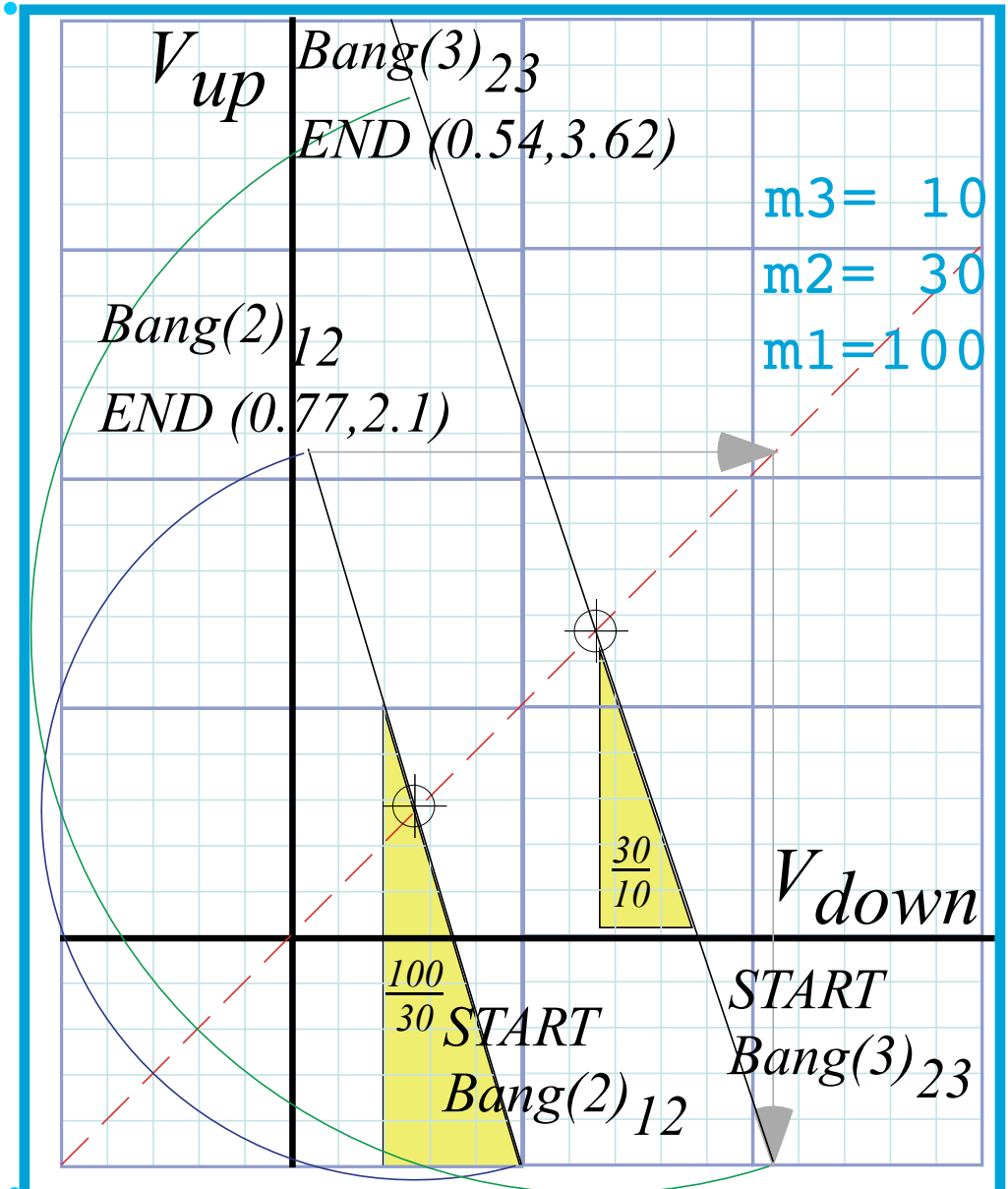
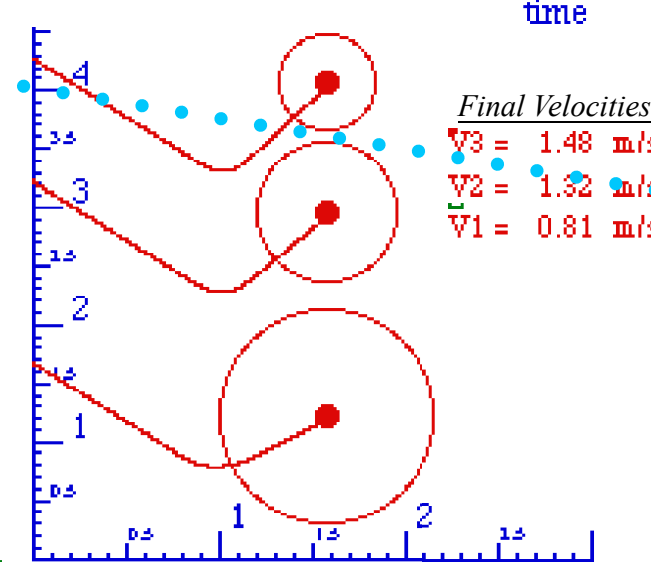
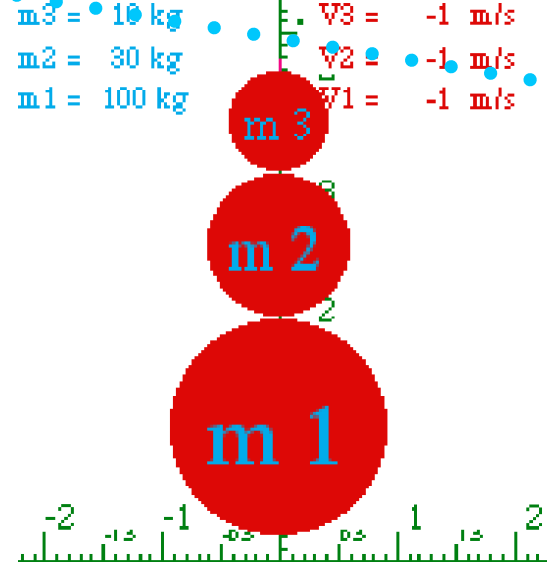
Initial Velocities
 $V_3 = -1 \text{ m/s}$
 $V_2 = -1 \text{ m/s}$
 $V_1 = -1 \text{ m/s}$



(c) Linear Force
 $F(y) = k y$

$m_3 = 10 \text{ kg}$
 $m_2 = 30 \text{ kg}$
 $m_1 = 100 \text{ kg}$

Initial Velocities
 $V_3 = -1 \text{ m/s}$
 $V_2 = -1 \text{ m/s}$
 $V_1 = -1 \text{ m/s}$



Potential energy dynamics of Superballs and related things

Thales geometry and “Sagittal approximation” to force law

Geometry and dynamics of single ball bounce

(a) Constant force $F=-k$ (linear potential $V=kx$)

Some physics of dare-devil-diving 80 ft. into kidee pool

(Simulations)

(b) Linear force $F=-kx$ (quadratic potential $V=\frac{1}{2}kx^2$ (like balloon))

(c) Non-linear force (like superball-floor or ball-bearing-anvil)

Geometry and potential dynamics of 2-ball bounce

A parable of RumpCo. vs CrapCorp. (introducing 3-mass potential-driven dynamics)

A story of USC pre-meds visiting Whammo Manufacturing Co.

Geometry and dynamics of n -ball bounces

Analogy with shockwave and acoustical horn amplifier

Advantages of a geometric m_1, m_2, m_3, \dots series

A story of Stirling Colgate (Palmolive) and core-collapse supernovae

Many-body 1D collisions

Elastic examples: Western buckboard

Bouncing columns and Newton's cradle

Inelastic examples: “Zig-zag geometry” of freeway crashes

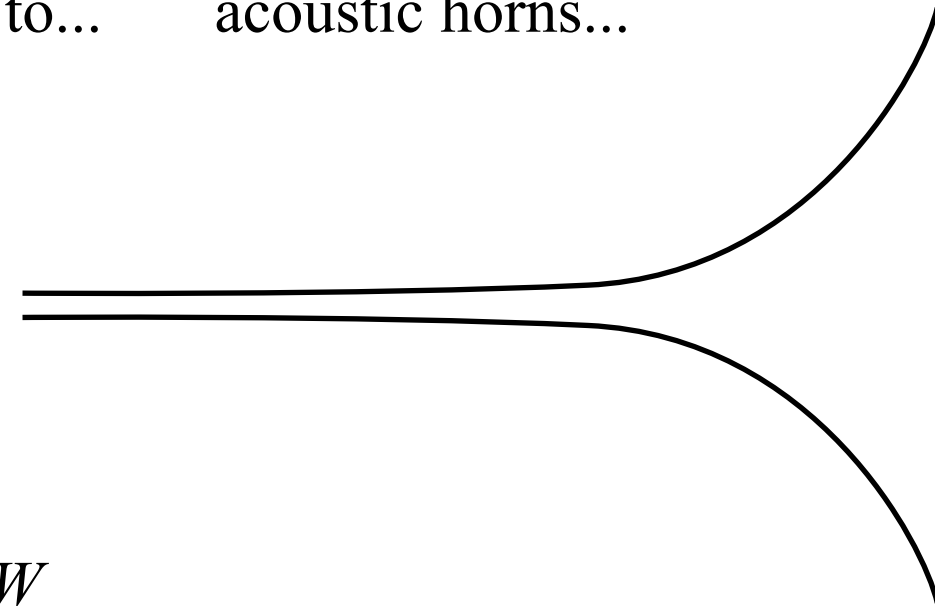
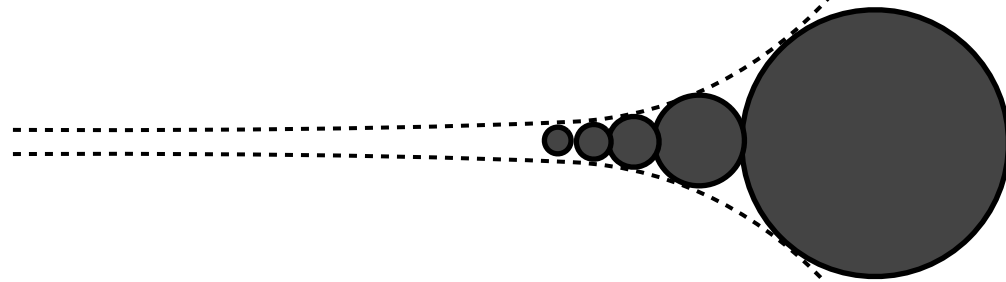
Super-elastic examples: This really is “Rocket-Science”



Superball towers...

analogous to...

acoustic horns...



small&fast... impedance matched to... BIG&SLOW

⁶J. B. Hart and R. B. Herrmann, Amer. J. Phys. **36**,
46 (1968).

1.8.3 *The optimal idler (An algebra/calculus problem)*

To get highest final v_3 of mass m_3 find optimum mass m_2 in terms of masses m_1 and m_3 that does that.

Potential energy dynamics of Superballs and related things

Thales geometry and “Sagittal approximation” to force law

Geometry and dynamics of single ball bounce

(a) Constant force $F=-k$ (linear potential $V=kx$)

Some physics of dare-devil-diving 80 ft. into kidee pool

(Simulations)

(b) Linear force $F=-kx$ (quadratic potential $V=\frac{1}{2}kx^2$ (like balloon))

(c) Non-linear force (like superball-floor or ball-bearing-anvil)

Geometry and potential dynamics of 2-ball bounce

A parable of RumpCo. vs CrapCorp. (introducing 3-mass potential-driven dynamics)

A story of USC pre-meds visiting Whammo Manufacturing Co.

(Leads to Sagittal

Geometry and dynamics of n -ball bounces

Analogy with shockwave and acoustical horn amplifier

Advantages of a geometric m_1, m_2, m_3, \dots series

potential analysis of
2, 3, and 4 body towers)

→ A story of Stirling Colgate (Palmolive) and core-collapse supernovae

Many-body 1D collisions


Elastic examples: Western buckboard

Bouncing columns and Newton’s cradle

Inelastic examples: “Zig-zag geometry” of freeway crashes

Super-elastic examples: This really is “Rocket-Science”

A story of Stirling Colgate (Palmolive) and core-collapse supernovae

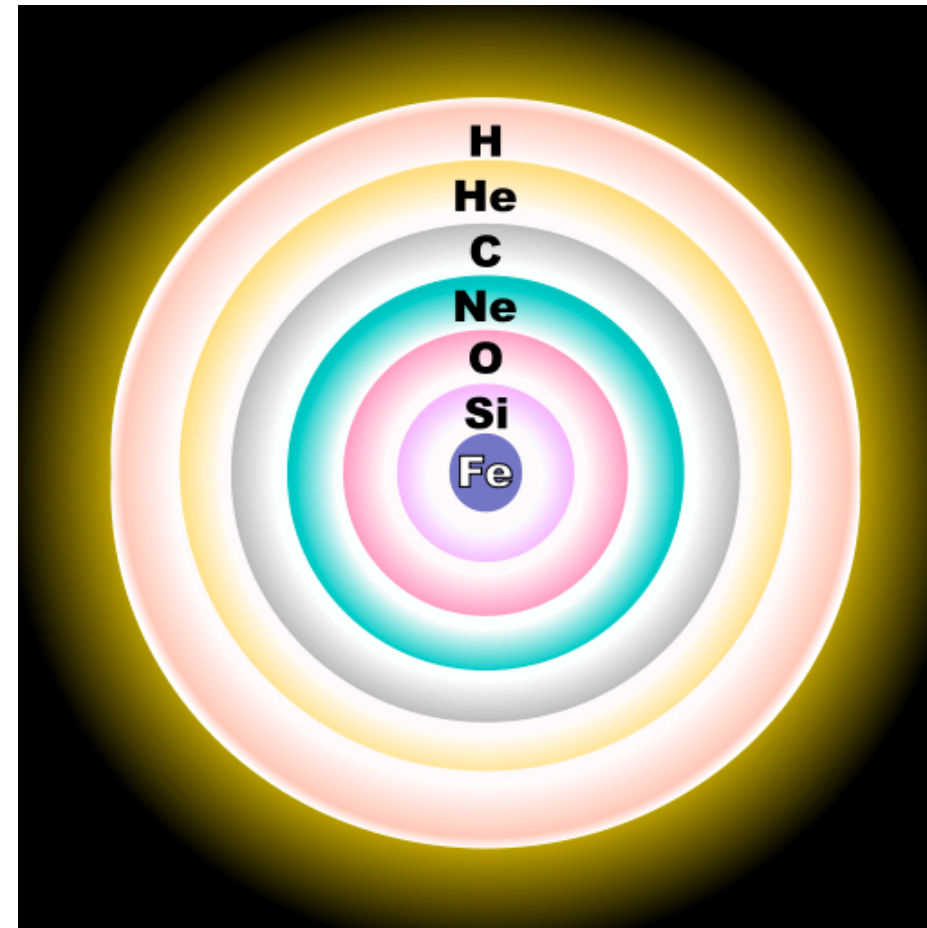


Source

<http://hubblesite.org/newscenter/archive/releases/2007/10/image/a/>

Author


NASA, ESA, P. Challis, and R. Kirshner (Harvard-Smithsonian Center for Astrophysics)



Core-burning nuclear fusion stages for a 25-solar mass star

Process	Main fuel	Main products	25 M _⊙ star ^[6]		
			Temperature (Kelvin)	Density (g/cm ³)	Duration
hydrogen burning	hydrogen	helium	7×10 ⁷	10	10 ⁷ years
triple-alpha process	helium	carbon, oxygen	2×10 ⁸	2000	10 ⁶ years
carbon burning process	carbon	Ne, Na, Mg, Al	8×10 ⁸	10 ⁶	10 ³ years
neon burning process	neon	O, Mg	1.6×10 ⁹	10 ⁷	3 years
oxygen burning process	oxygen	Si, S, Ar, Ca	1.8×10 ⁹	10 ⁷	0.3 years
silicon burning process	silicon	nickel (decays into iron)	2.5×10 ⁹	10 ⁸	5 days

A story of Stirling Colgate (Palmolive) and core-collapse supernovae

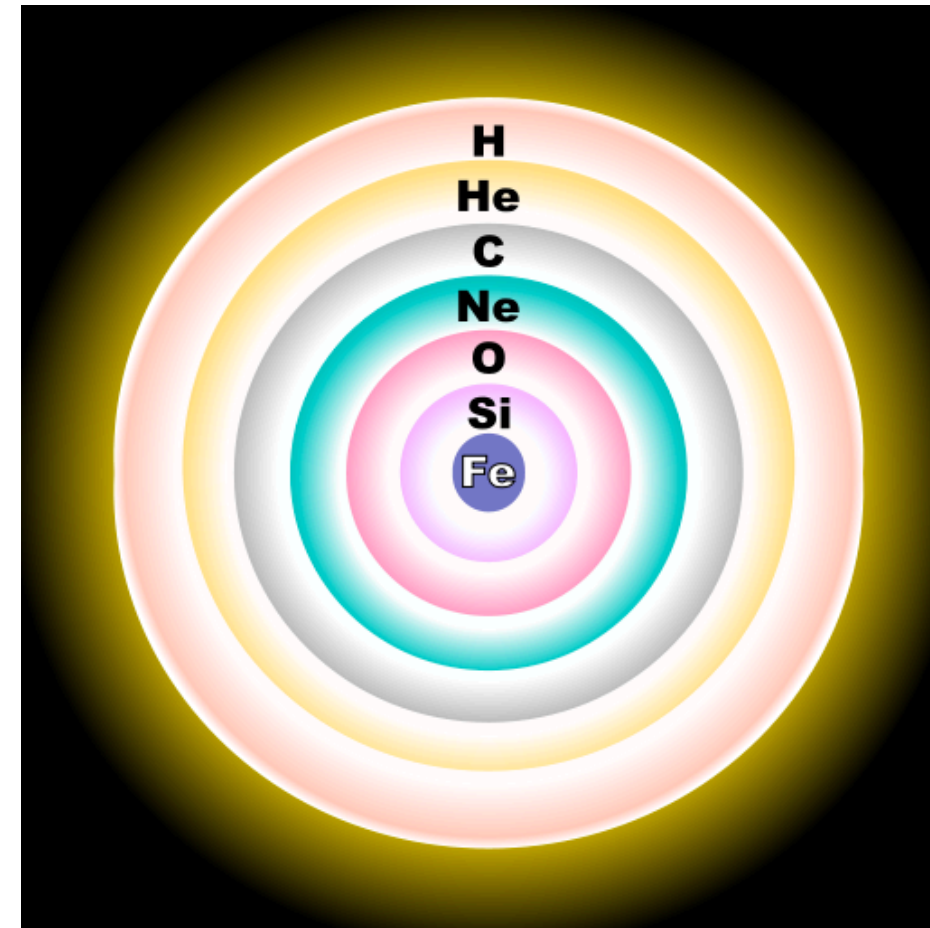


Source

<http://hubblesite.org/newscenter/archive/releases/2007/10/image/a/>

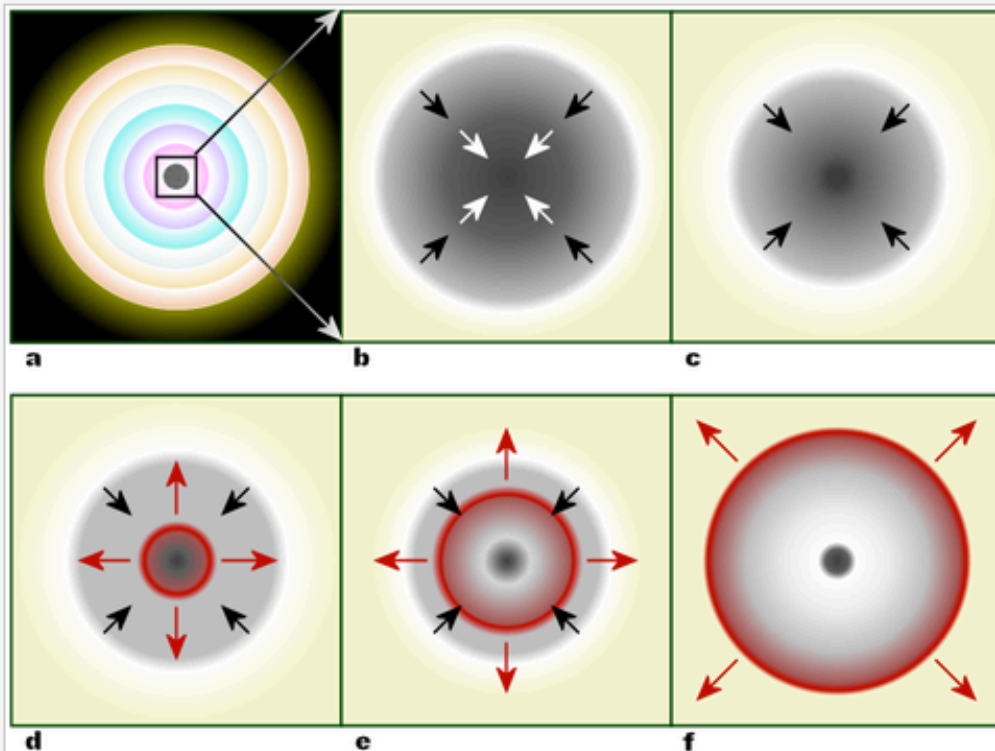
Author

NASA, ESA, P. Challis, and R. Kirshner (Harvard-Smithsonian Center for Astrophysics)




Core-burning nuclear fusion stages for a 25-solar mass star

Process	Main fuel	Main products	25 M _⊙ star ^[6]		
			Temperature (Kelvin)	Density (g/cm ³)	Duration
hydrogen burning	hydrogen	helium	7×10 ⁷	10	10 ⁷ years
triple-alpha process	helium	carbon, oxygen	2×10 ⁸	2000	10 ⁶ years
carbon burning process	carbon	Ne, Na, Mg, Al	8×10 ⁸	10 ⁶	10 ³ years
neon burning process	neon	O, Mg	1.6×10 ⁹	10 ⁷	3 years
oxygen burning process	oxygen	Si, S, Ar, Ca	1.8×10 ⁹	10 ⁷	0.3 years
silicon burning process	silicon	nickel (decays into iron)	2.5×10 ⁹	10 ⁸	5 days



Within a massive, evolved star (a) the onion-layered shells of elements undergo fusion, forming a nickel-iron core (b) that reaches Chandrasekhar-mass and starts to collapse. The inner part of the core is compressed into neutrons (c), causing infalling material to bounce (d) and form an outward-propagating shock front (red). The shock starts to stall (e), but it is re-invigorated by neutrino interaction. The surrounding material is blasted away (f), leaving only a degenerate remnant.



Stirling Colgate

From Wikipedia, the free encyclopedia

Stirling Auchincloss Colgate (November 14, 1925 – December 1, 2013) was an American physicist at Los Alamos National Laboratory and a professor emeritus of physics, past president at the New Mexico Institute of Mining and Technology (New Mexico Tech),^[1] and an heir to the Colgate toothpaste family fortune.^[2] He was America's premier^[citation needed] diagnostician of thermonuclear weapons during the early years at the Lawrence Livermore National Laboratory in California. While much of his involvement with physics is still highly classified, he made many contributions in the open literature including physics education and astrophysics.^[3] He was born in New York City in 1925, to Henry Auchincloss and Jeanette Thurber (née Pruyne) Colgate.^[4]



*..an amusing off-color aside
story of Stirling Colgate's NMIMT resignation...*

(Not told in Wikipedia!)

Quote

- "I was always enamored with explosives, and eventually I graduated to dynamite and then nuclear bombs."*

Multiple-collision accelerator assembly

US 5256071 A

ABSTRACT

A device comprising several highly elastic objects is presented whose purpose is to demonstrate an unobvious consequence of fundamental laws of physics--the acceleration of an object to high speed by multiple collisions among a series of heavier objects moving at slower speed. The objects, each of different mass, are arrayed in close proximity in order of decreasing mass with their centers lying along a straight line. This arrangement of the assembly of objects is maintained by a constraining element which permits the assembly axis to be oriented in any desired direction and permits the assembly to be moved or manipulated as a unit in any desired way without destroying the arrangement of objects. In the preferred embodiment the elastic objects are polybutadiene balls (12), the constraining element is an interior guide-pin (10) fastened in the largest ball and extending radially therefrom, on which the remaining balls can slide freely because of diametrical holes formed in them. In use this multiple-collision accelerator assembly is suspended in vertical orientation, with the largest ball downward, by holding the tip-end of the guide-pin which extends beyond the littlest ball. The assembly is then dropped onto a solid surface (14), the striking of which produces a sharp impulse that is transmitted from the largest ball, through the assembly, causing the littlest ball to be projected to a height many times that from which the assembly was dropped.

Publication number	US5256071 A
Publication type	Grant
Application number	US 07/748,804
Publication date	Oct 26, 1993
Filing date	Aug 22, 1991
Priority date [?]	Aug 22, 1991
Fee status [?]	Paid
Inventors	Edward W. Hones, William G. Hones, Stirling A. Colgate
Original Assignee	Hones Edward W, Hones William G, Colgate Stirling A
Export Citation	BiBTeX, EndNote, RefMan
Patent Citations (3) , Referenced by (4) , Classifications (7) , Legal Events (7)	
External Links: USPTO , USPTO Assignment , Espacenet	

(Point allowing patent over previous 1973 proposal (4))

1st publication describing theory and experiment of this device 20 years before.

Velocity Amplification in Collision Experiments Involving Superballs

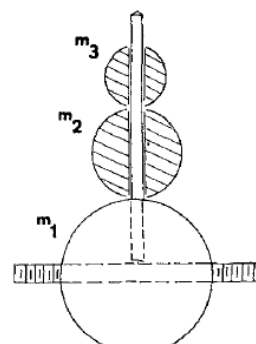
William G. Harter¹ (class of WGH)

– HIDE AFFILIATIONS

¹ University of Southern California, Los Angeles, California 90007


[View the Scitation page for University of Southern California \(USC\).](#)

Am. J. Phys. **39**, 656 (1971); <http://dx.doi.org/10.1119/1.1986253>



BUY: \$30.00

(Now I have to pay APS for my own paper.)



AstroBlaster
Product Code: AstroBlaster
Our Price: \$9.95

Potential energy dynamics of Superballs and related things

Thales geometry and “Sagittal approximation” to force law

Geometry and dynamics of single ball bounce

(a) Constant force $F=-k$ (linear potential $V=kx$)

Some physics of dare-devil-diving 80 ft. into kidee pool

(Simulations)

(b) Linear force $F=-kx$ (quadratic potential $V=\frac{1}{2}kx^2$ (like balloon))

(c) Non-linear force (like superball-floor or ball-bearing-anvil)

Geometry and potential dynamics of 2-ball bounce

A parable of RumpCo. vs CrapCorp. (introducing 3-mass potential-driven dynamics)

A story of USC pre-meds visiting Whammo Manufacturing Co.

(Leads to Sagittal

Geometry and dynamics of n-ball bounces

potential analysis of

Analogy with shockwave and acoustical horn amplifier

2, 3, and 4 body towers)

Advantages of a geometric m_1, m_2, m_3, \dots series

A story of Stirling Colgate (Palmolive) and core-collapse supernovae

Many-body 1D collisions

→ Elastic examples: Western buckboard

Bouncing columns and Newton's cradle

Inelastic examples: “Zig-zag geometry” of freeway crashes


Super-elastic examples: This really is “Rocket-Science”

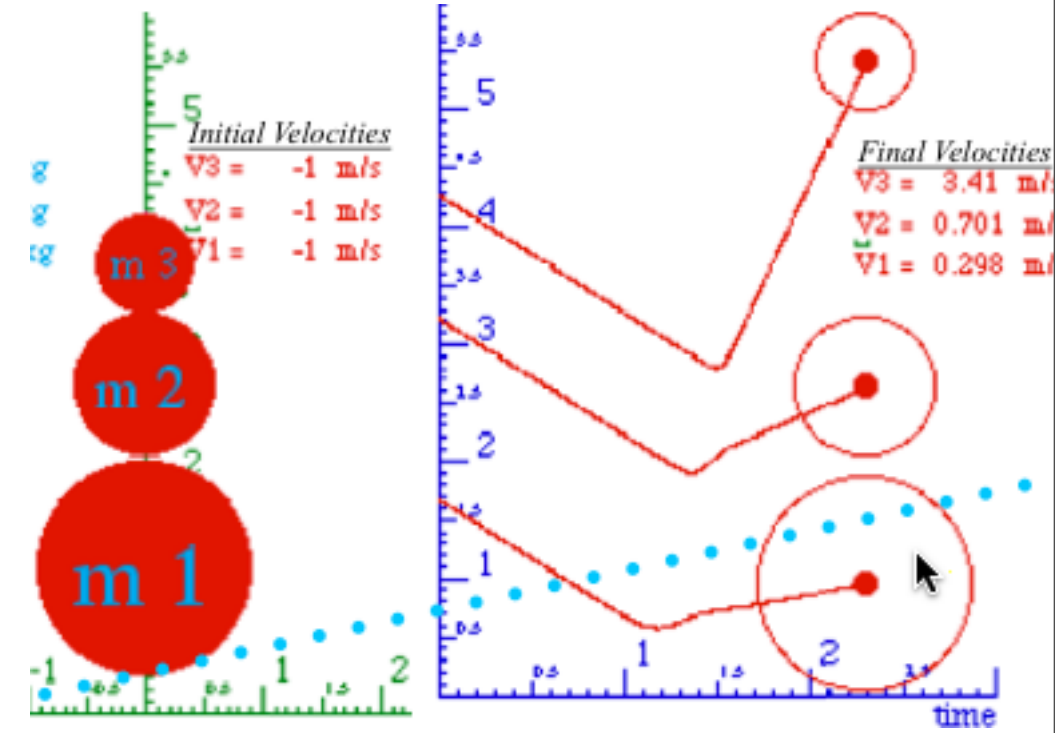


Western buckboard = ??????




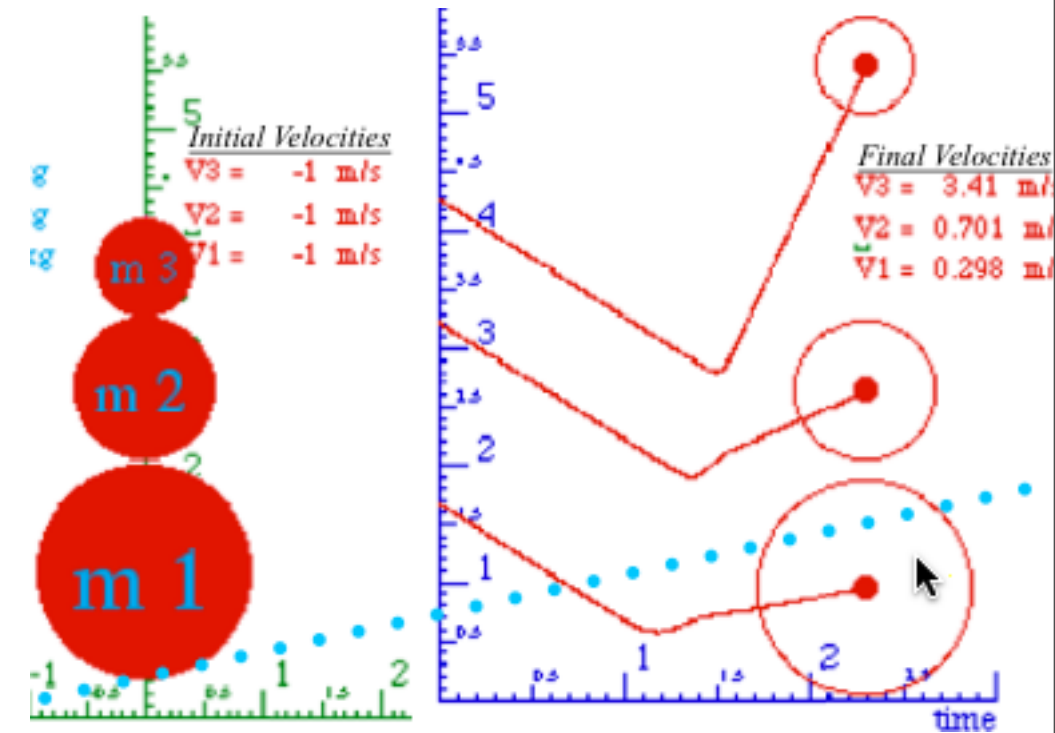
Western buckboard = ??????







Western buckboard = 3-ball analogy





Western buckboard = 3-ball analogy Disaster!



Potential energy dynamics of Superballs and related things

Thales geometry and “Sagittal approximation” to force law

Geometry and dynamics of single ball bounce

(a) Constant force $F=-k$ (linear potential $V=kx$)

Some physics of dare-devil-diving 80 ft. into kidee pool

(Simulations)

(b) Linear force $F=-kx$ (quadratic potential $V=\frac{1}{2}kx^2$ (like balloon))

(c) Non-linear force (like superball-floor or ball-bearing-anvil)

Geometry and potential dynamics of 2-ball bounce

A parable of RumpCo. vs CrapCorp. (introducing 3-mass potential-driven dynamics)

A story of USC pre-meds visiting Whammo Manufacturing Co.

(Leads to Sagittal

Geometry and dynamics of n-ball bounces

Analogy with shockwave and acoustical horn amplifier

Advantages of a geometric m_1, m_2, m_3, \dots series

A story of Stirling Colgate (Palmolive) and core-collapse supernovae

potential analysis of
2, 3, and 4 body towers)

Many-body 1D collisions

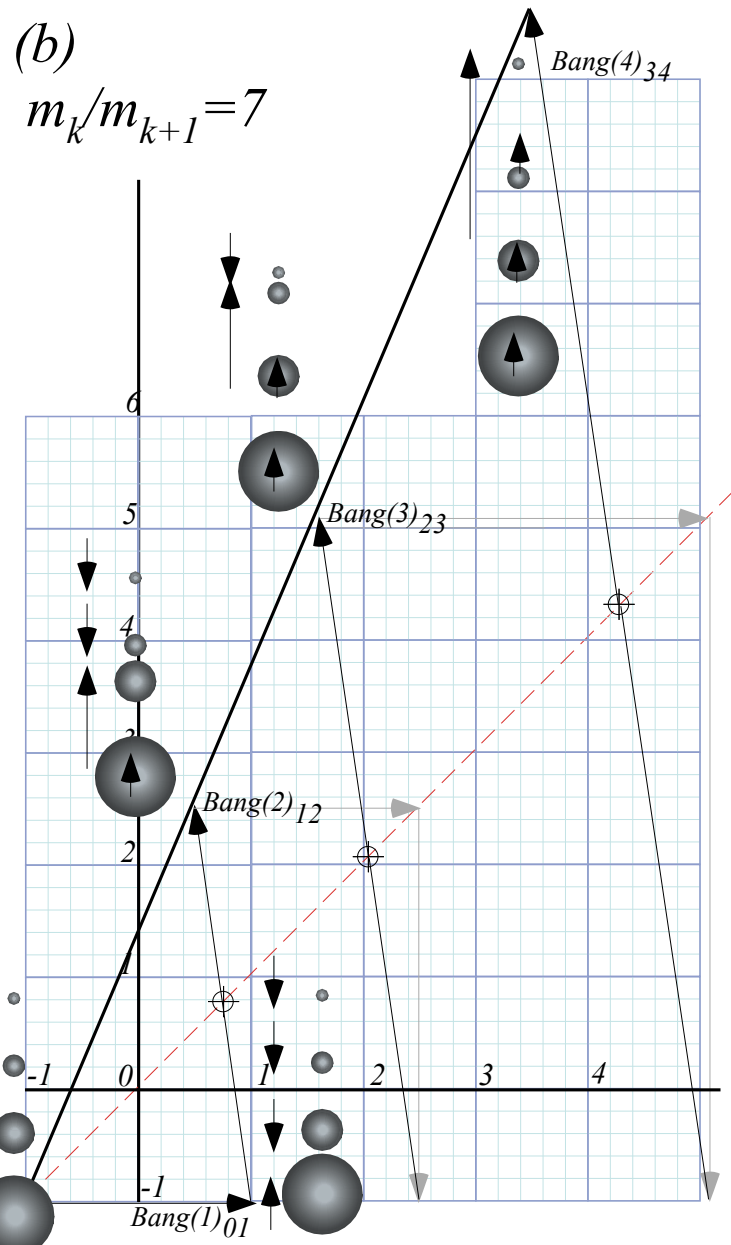
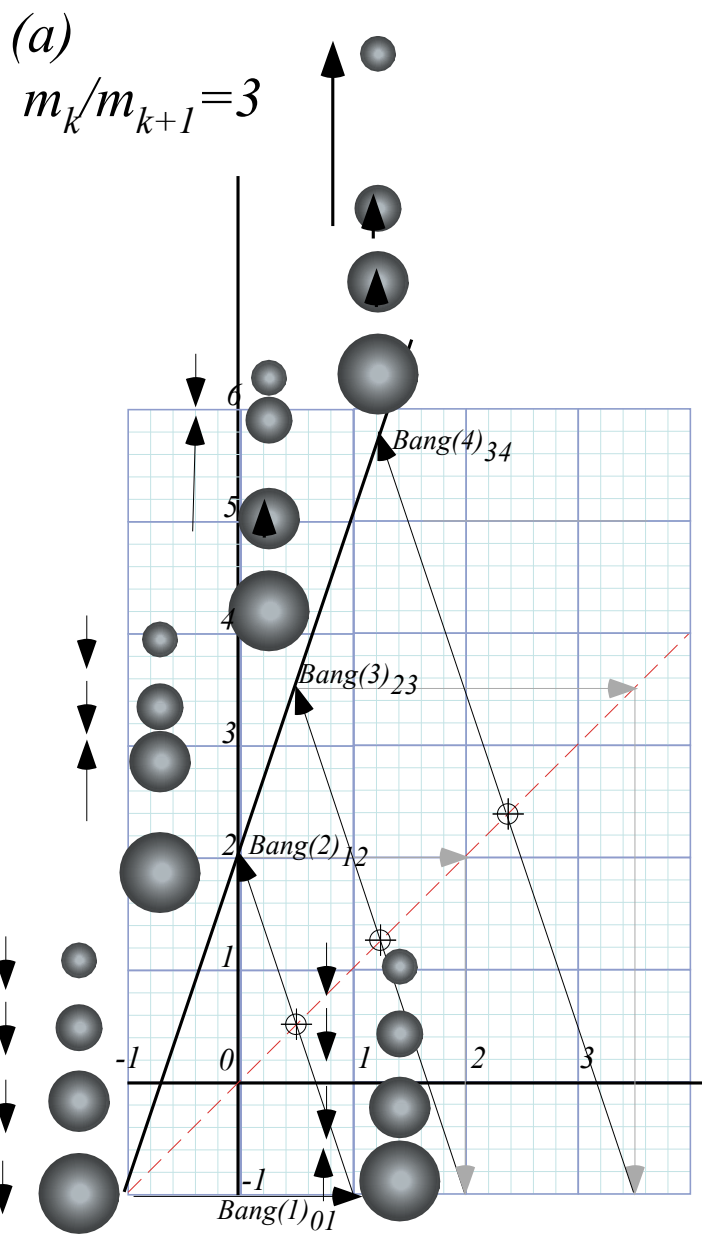
Elastic examples: Western buckboard



Bouncing columns and Newton's cradle

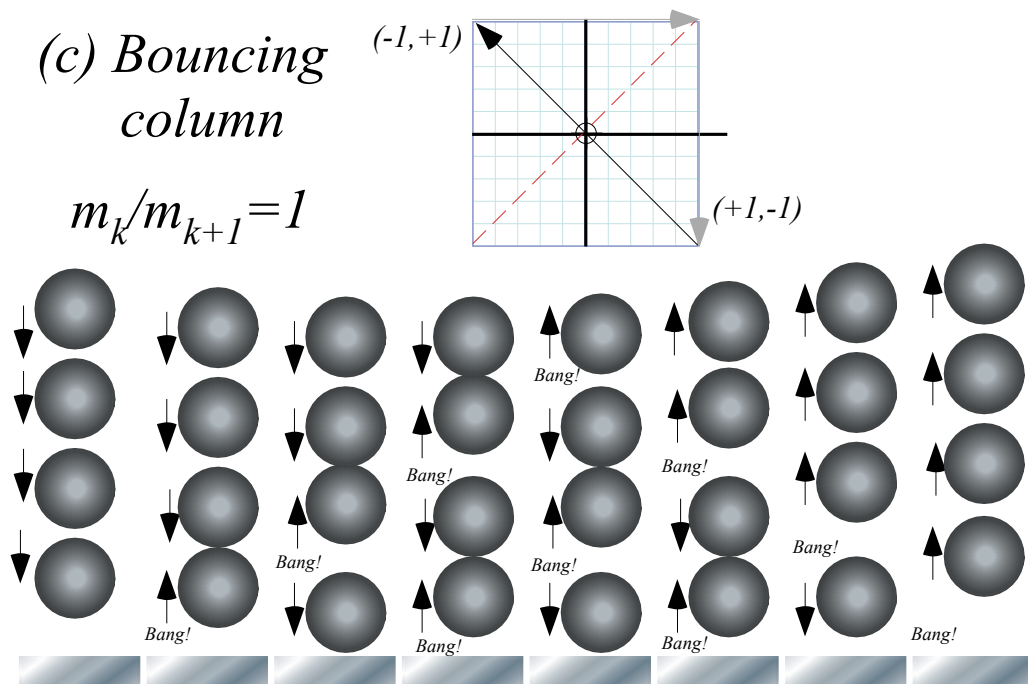
Inelastic examples: “Zig-zag geometry” of freeway crashes

Super-elastic examples: This really is “Rocket-Science”

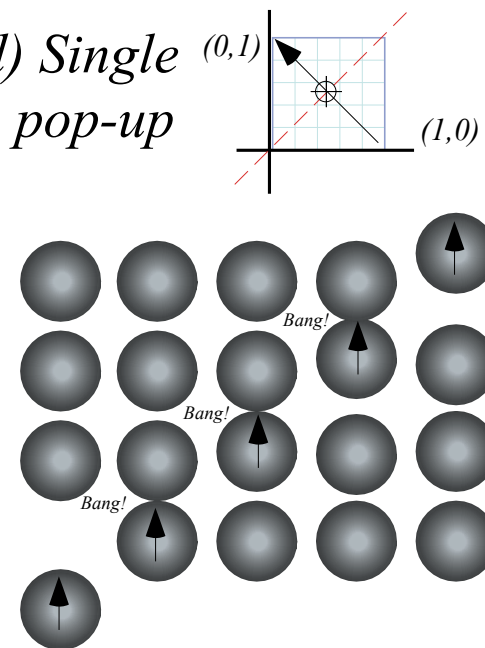


(c) Bouncing column

$m_k/m_{k+1}=1$



(d) Single pop-up



Unit 1
 Fig. 8.2a-b
 4-Body IBM Geometry
 Fig. 8.2c-d
 4-Equal-Body Geometry

<http://www.uark.edu/ua/modphys/testing/markup/BounceltWeb.html>

4-Equal-Body
 "Shockwave" or pulse wave
 Dynamics
 Opposite of continuous wave dynamics
 introduced in Unit 2

Potential energy dynamics of Superballs and related things

Thales geometry and “Sagittal approximation” to force law

Geometry and dynamics of single ball bounce

(a) Constant force $F=-k$ (linear potential $V=kx$)

Some physics of dare-devil-diving 80 ft. into kidee pool

(Simulations)

(b) Linear force $F=-kx$ (quadratic potential $V=\frac{1}{2}kx^2$ (like balloon))

(c) Non-linear force (like superball-floor or ball-bearing-anvil)

Geometry and potential dynamics of 2-ball bounce

A parable of RumpCo. vs CrapCorp. (introducing 3-mass potential-driven dynamics)

A story of USC pre-meds visiting Whammo Manufacturing Co.

(Leads to Sagittal

Geometry and dynamics of n -ball bounces

potential analysis of

Analogy with shockwave and acoustical horn amplifier

2, 3, and 4 body towers)

Advantages of a geometric m_1, m_2, m_3, \dots series

A story of Stirling Colgate (Palmolive) and core-collapse supernovae

Many-body 1D collisions

Elastic examples: Western buckboard

Bouncing columns and Newton's cradle

→ Inelastic examples: “Zig-zag geometry” of freeway crashes

Super-elastic examples: This really is “Rocket-Science”

Speeding car and five stationary cars

$(V_{M(0)}=60, V_{m(1)}=0)$

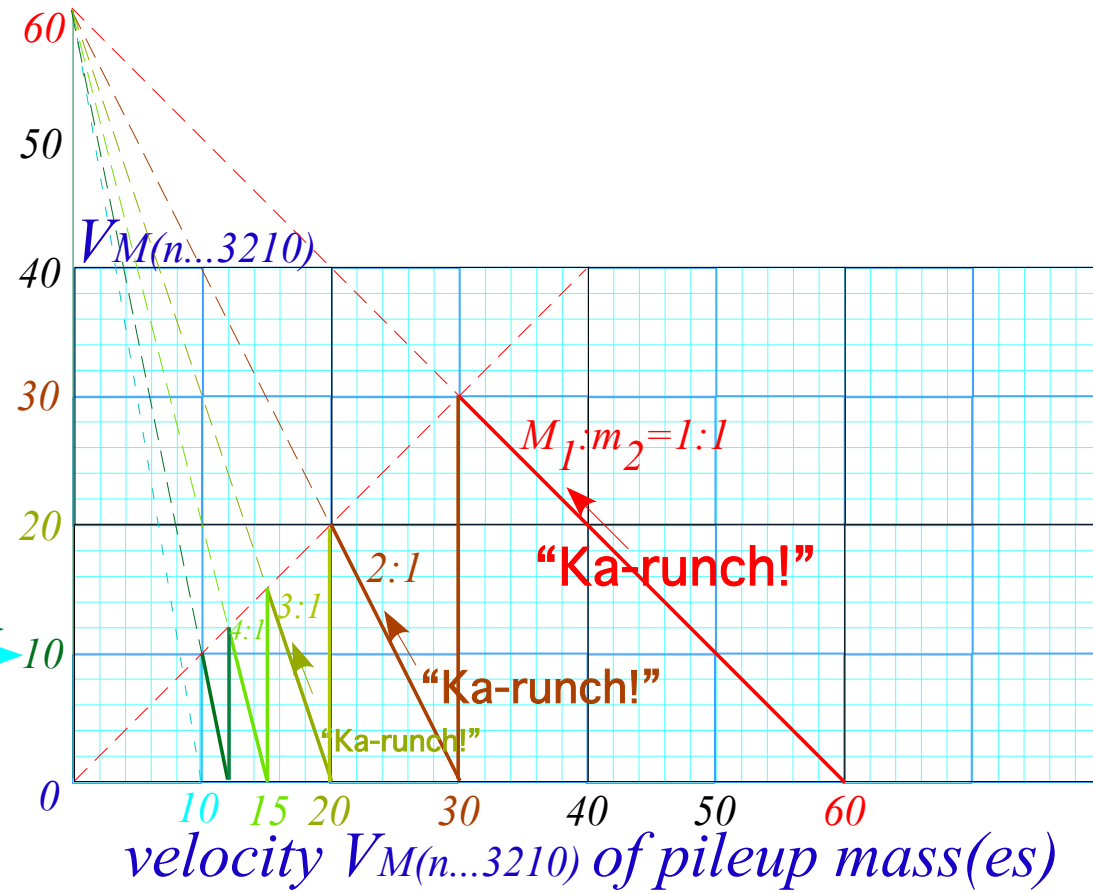
$V_{M(01)}=30$

$V_{M(012)}=20$

$V_{M(0123)}=15$

$V_{M(01234)}=12$

$V_{M(01235)}=10$



Unit 1
 Fig. 8.5
 Pile-up:
 One 60mph car
 hits
 five standing cars

Unit 1

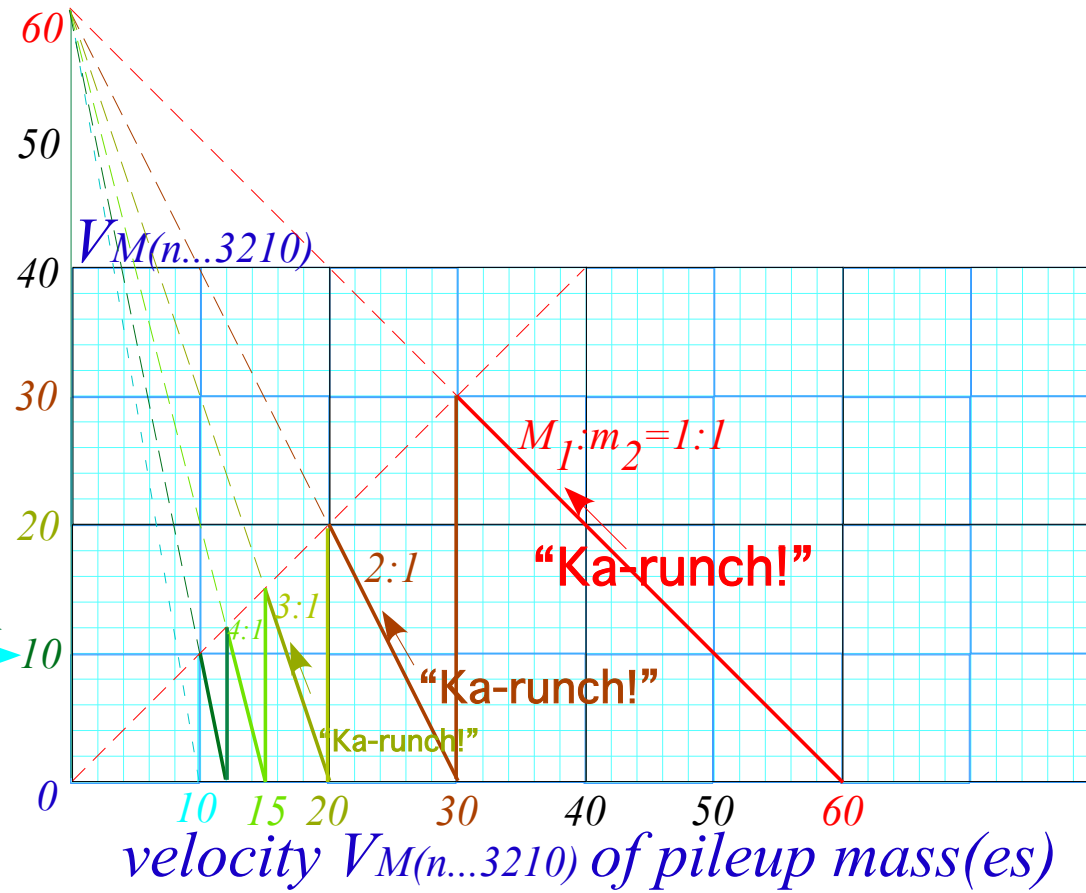
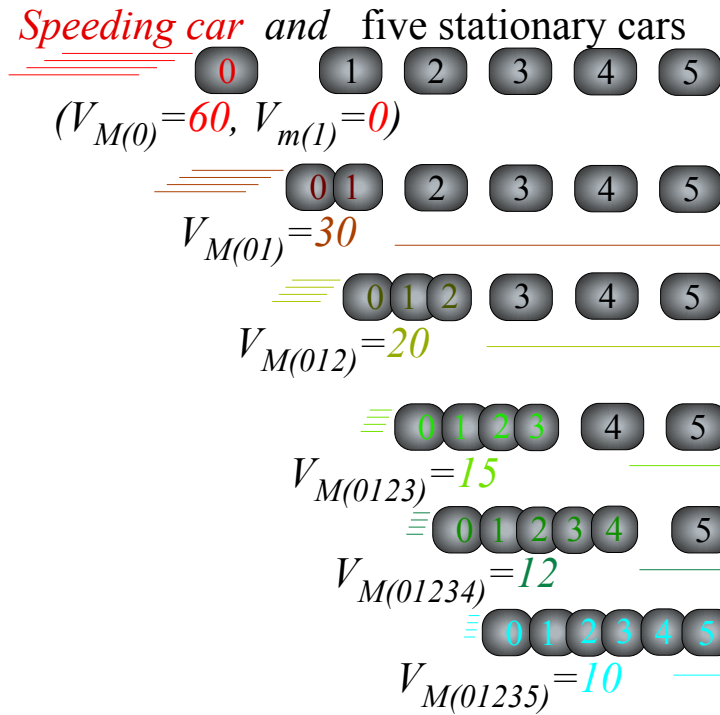


Fig. 8.5
Pile-up:
One 60mph car
hits
five standing cars

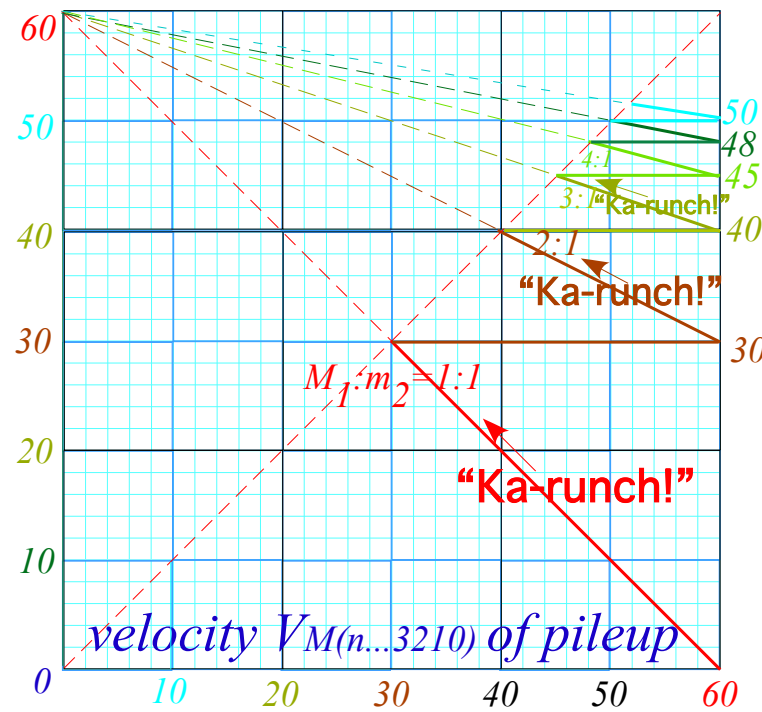
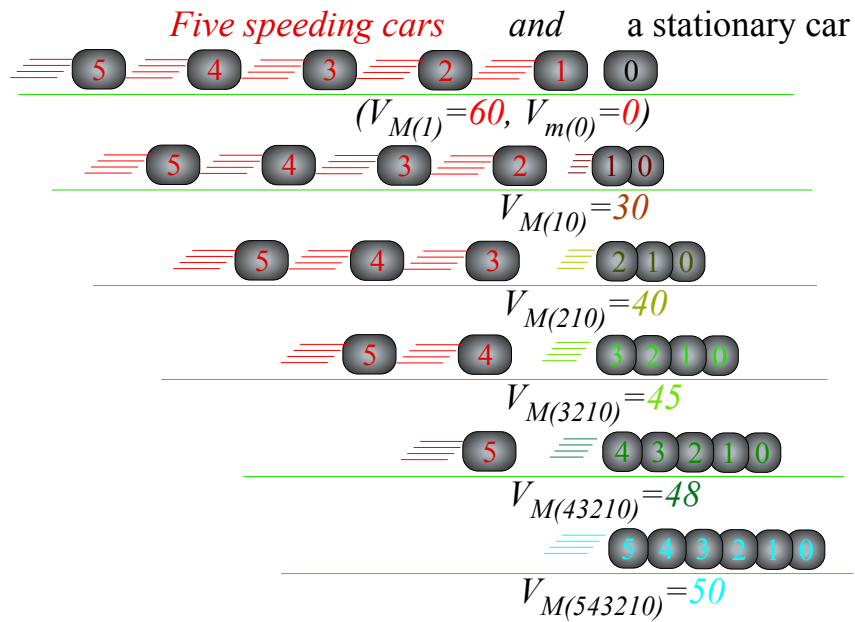


Fig. 8.6
Pile-up:
Five 60mph cars
hit
one standing cars

Unit 1

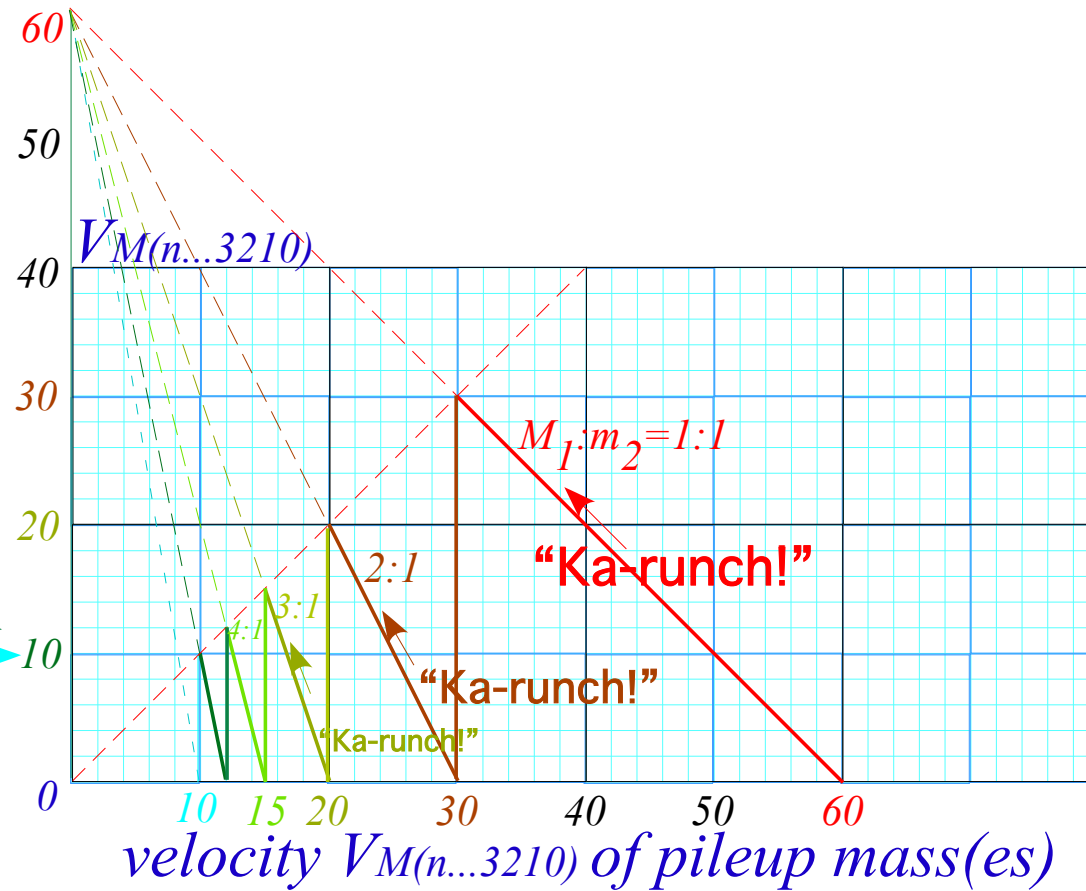
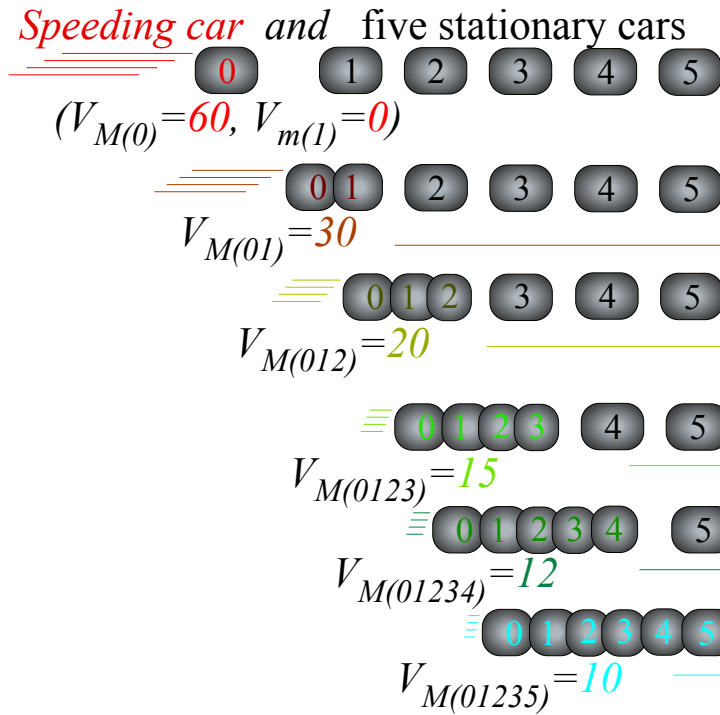


Fig. 8.5
Pile-up:
One 60mph car
hits
five standing cars


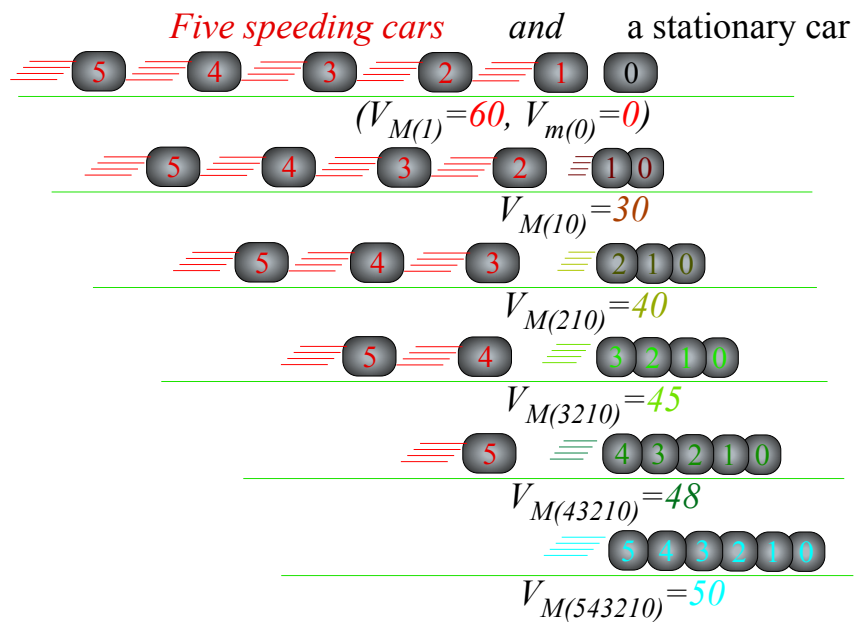


Fig. 8.6
Pile-up:
Five 60mph cars
hit
one standing cars

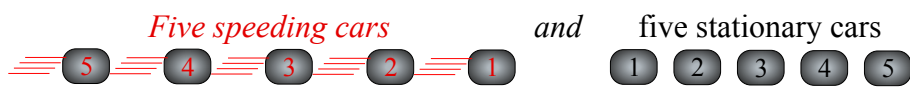


Fig. 8.7
Pile-up:
Five 60mph cars
hit
five standing cars

(Fug-gedda-aboud-dit!!)
(Many possible scenarios depending on initial positions!)

Potential energy dynamics of Superballs and related things

Thales geometry and “Sagittal approximation” to force law

Geometry and dynamics of single ball bounce

(a) Constant force $F=-k$ (linear potential $V=kx$)

Some physics of dare-devil-diving 80 ft. into kidee pool

(Simulations)

(b) Linear force $F=-kx$ (quadratic potential $V=\frac{1}{2}kx^2$ (like balloon))

(c) Non-linear force (like superball-floor or ball-bearing-anvil)

Geometry and potential dynamics of 2-ball bounce

A parable of RumpCo. vs CrapCorp. (introducing 3-mass potential-driven dynamics)

A story of USC pre-meds visiting Whammo Manufacturing Co.

(Leads to Sagittal

Geometry and dynamics of n-ball bounces

Analogy with shockwave and acoustical horn amplifier

Advantages of a geometric m_1, m_2, m_3, \dots series

A story of Stirling Colgate (Palmolive) and core-collapse supernovae

potential analysis of
2, 3, and 4 body towers)

Many-body 1D collisions


Elastic examples: Western buckboard

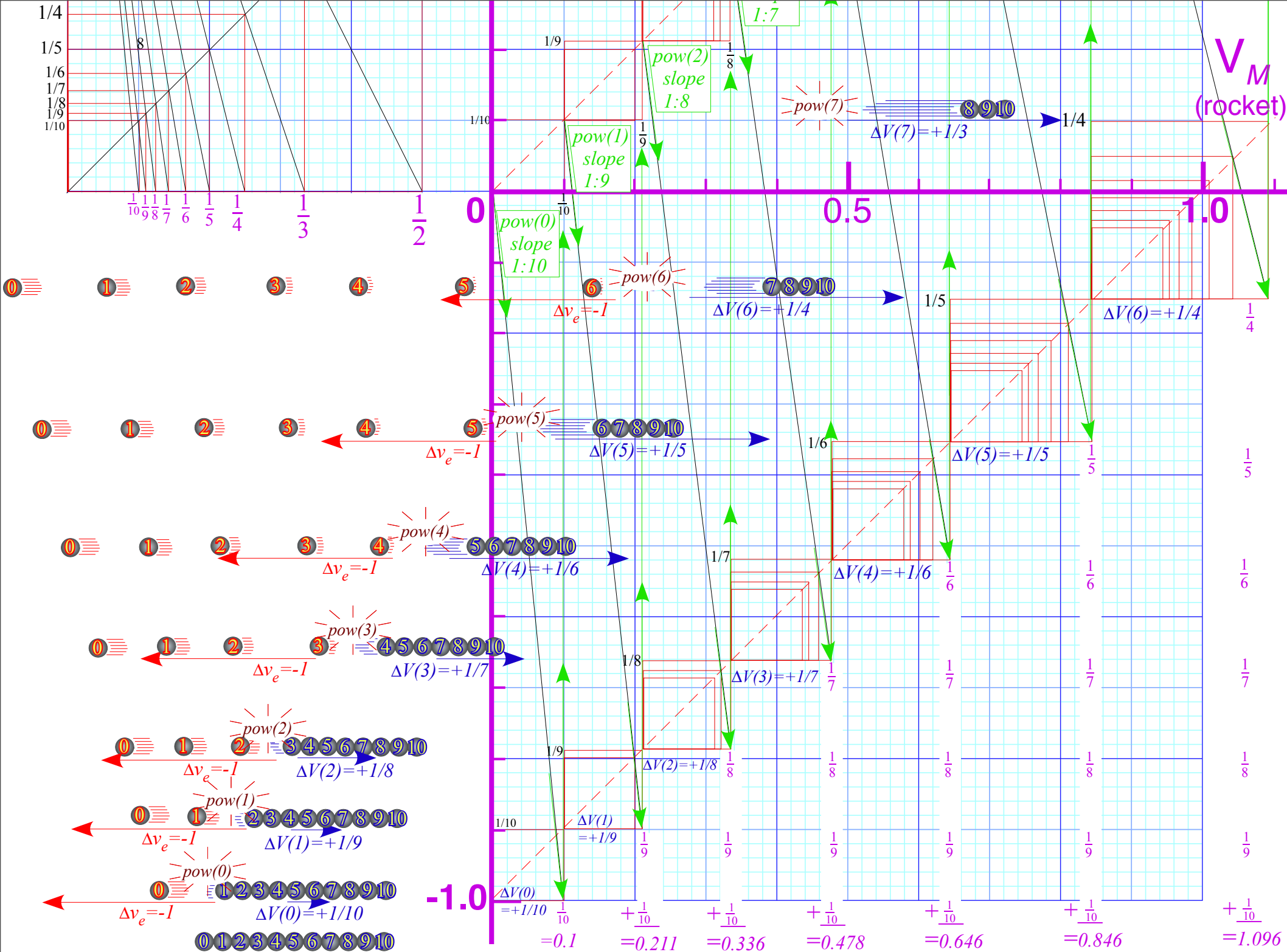
Bouncing columns and Newton's cradle

Inelastic examples: “Zig-zag geometry” of freeway crashes

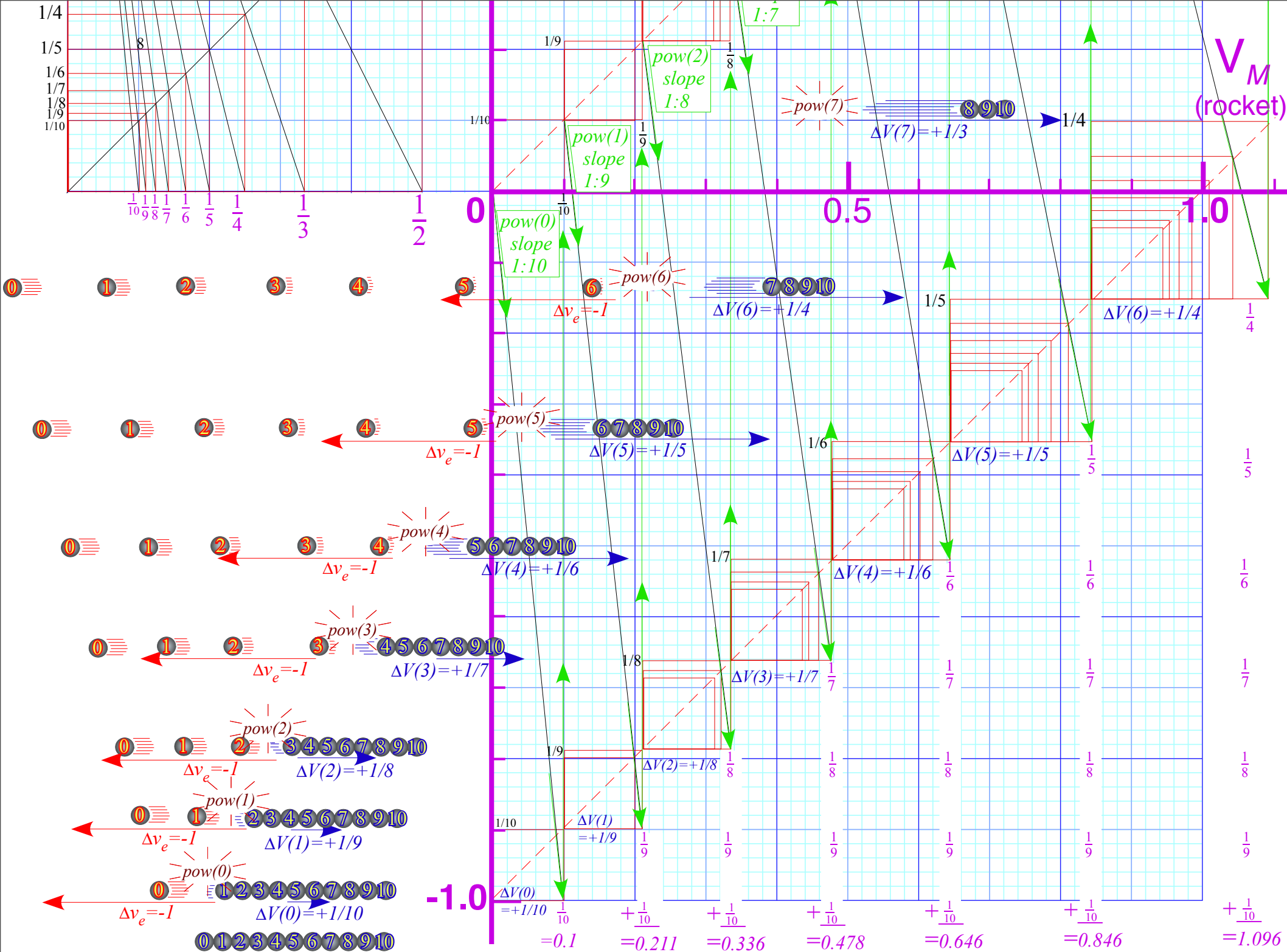
→ Super-elastic examples: This really is “Rocket-Science”

Rocket Science!





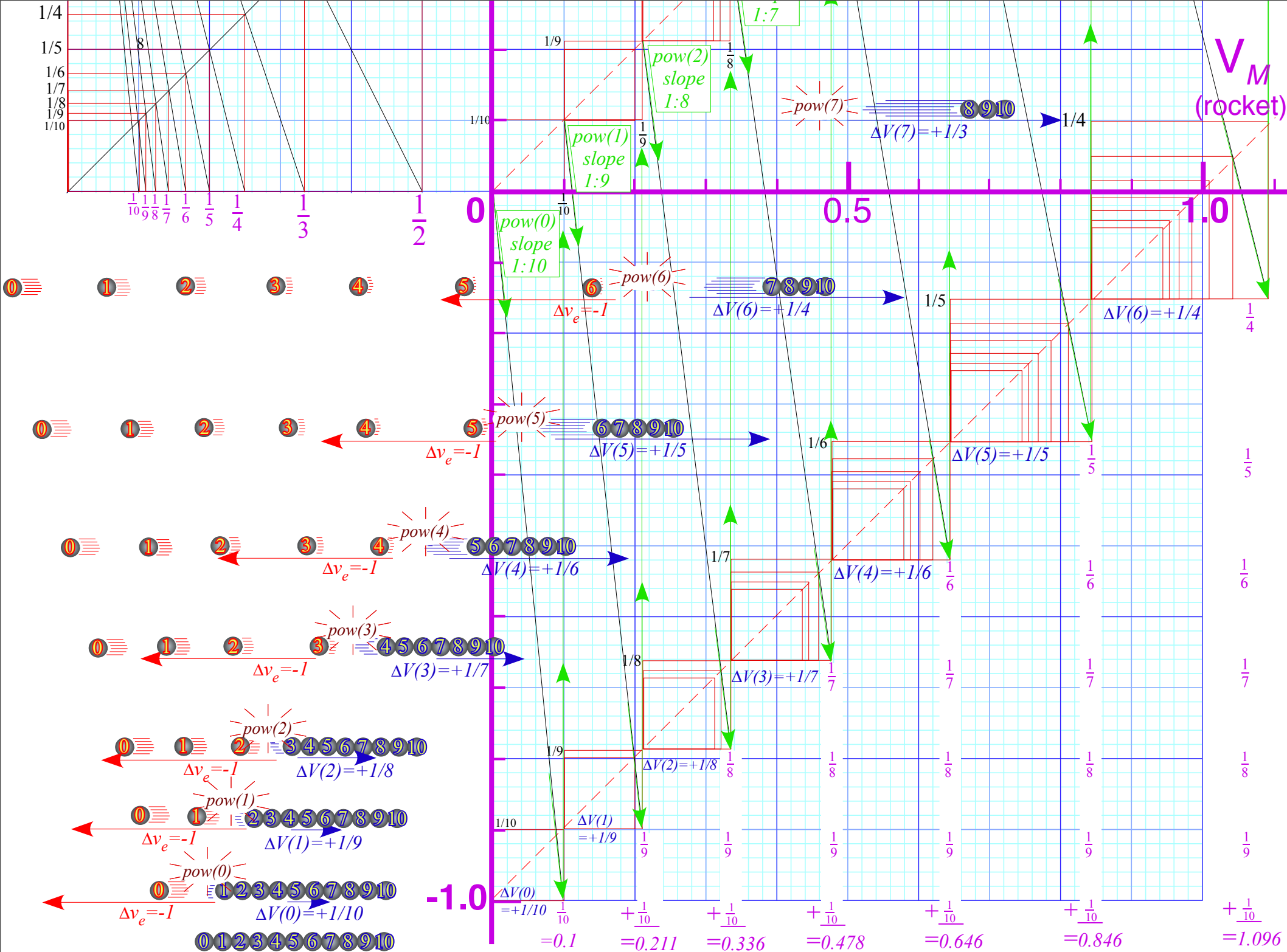
$0^{th}: V(0) = 1/10 = 0.1$ $1^{st}: V(1) = 1/10 + 1/9 = 0.211$ $2^{nd}: V(2) = 1/10 + 1/9 + 1/8 = 0.336$
 $3^{rd}: V(3) = V(2) + 1/7 = 0.478$ $4^{th}: V(4) = V(3) + 1/6 = 0.646$ $5^{th}: V(5) = V(4) + 1/5 = 0.846$
 $6^{th}: V(6) = V(5) + 1/4 = 1.096$ $7^{th}: V(7) = V(6) + 1/3 = 1.429$ $8^{th}: V(8) = V(7) + 1/2 = 1.929$



- 0th: $V(0) = 1/10 = 0.1$
- 1st: $V(1) = 1/10 + 1/9 = 0.211$
- 2nd: $V(2) = 1/10 + 1/9 + 1/8 = 0.336$
- 3rd: $V(3) = V(2) + 1/7 = 0.478$
- 4th: $V(4) = V(3) + 1/6 = 0.646$
- 5th: $V(5) = V(4) + 1/5 = 0.846$
- 6th: $V(6) = V(5) + 1/4 = 1.096$
- 7th: $V(7) = V(6) + 1/3 = 1.429$
- 8th: $V(8) = V(7) + 1/2 = 1.929$

v_e known as "Specific Impulse"

By calculus: $M \cdot \Delta V = -v_e \cdot \Delta M$ or: $dV = -v_e \frac{dM}{M}$ Integrate: $\int_{V_{IN}}^{V_{FIN}} dV = -v_e \int_{M_{IN}}^{M_{FIN}} \frac{dM}{M}$



$0^{th}: V(0) = 1/10 = 0.1$	$1^{st}: V(1) = 1/10 + 1/9 = 0.211$	$2^{nd}: V(2) = 1/10 + 1/9 + 1/8 = 0.336$
$3^{rd}: V(3) = V(2) + 1/7 = 0.478$	$4^{th}: V(4) = V(3) + 1/6 = 0.646$	$5^{th}: V(5) = V(4) + 1/5 = 0.846$
$6^{th}: V(6) = V(5) + 1/4 = 1.096$	$7^{th}: V(7) = V(6) + 1/3 = 1.429$	$8^{th}: V(8) = V(7) + 1/2 = 1.929$

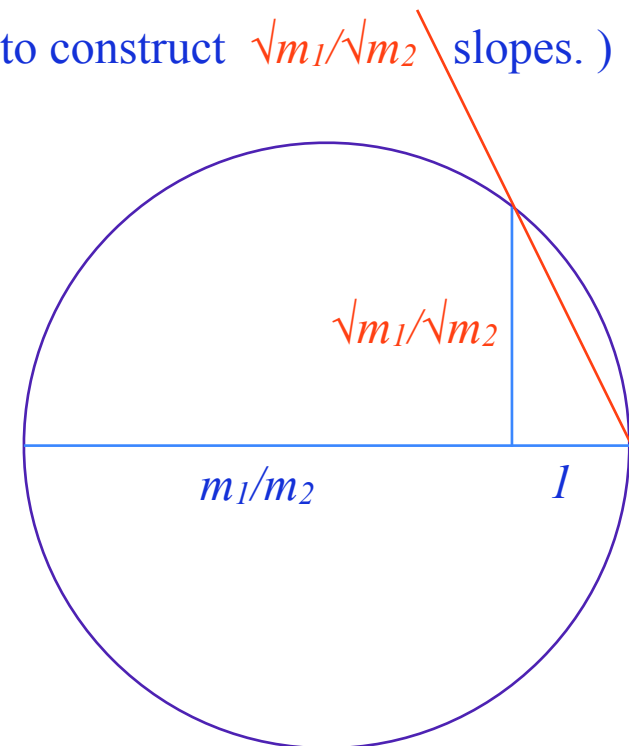
v_e known as "Specific Impulse"

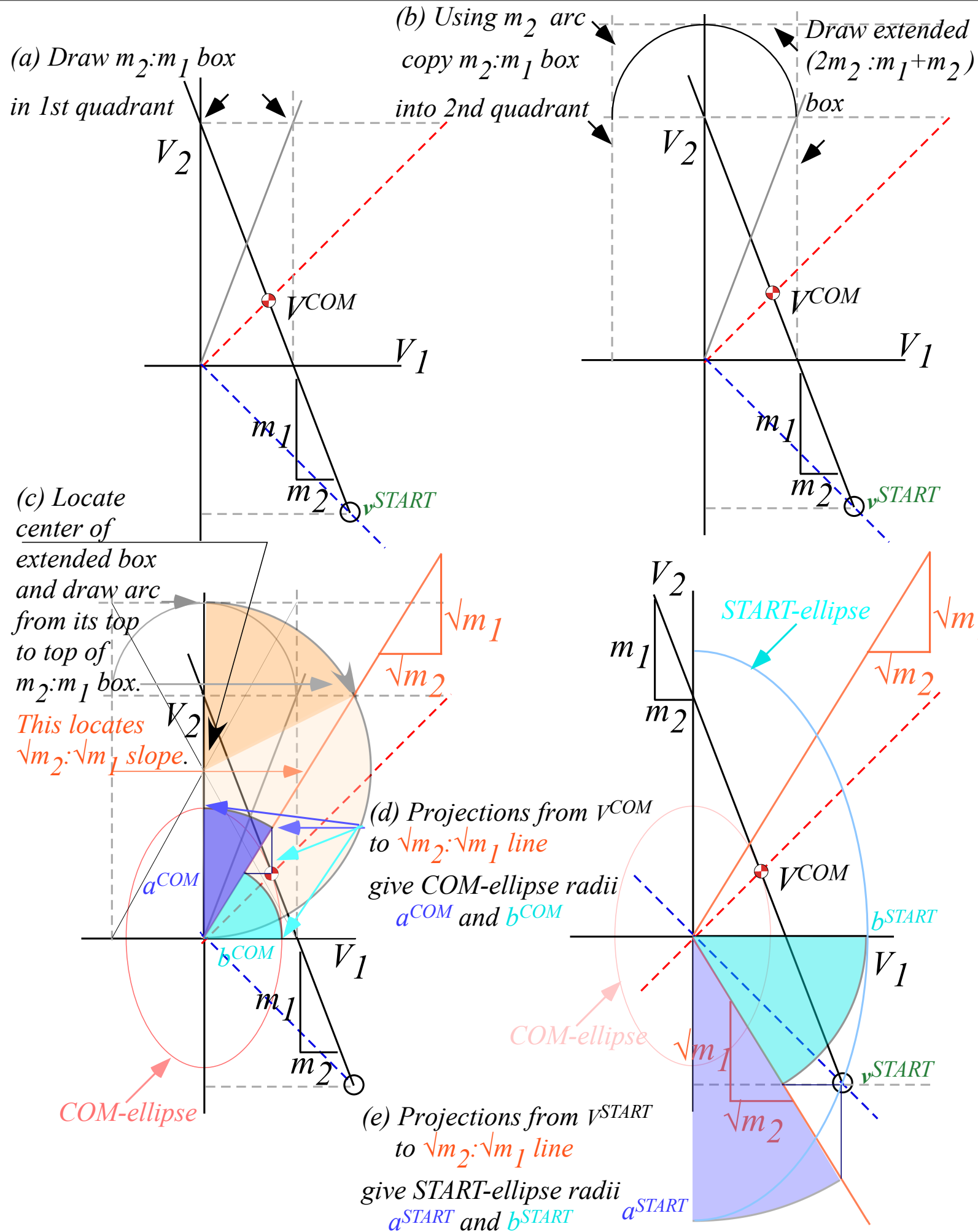
By calculus: $M \cdot \Delta V = -v_e \cdot \Delta M$ or: $dV = -v_e \frac{dM}{M}$ Integrate: $\int_{V_{IN}}^{V_{FIN}} dV = -v_e \int_{M_{IN}}^{M_{FIN}} \frac{dM}{M}$

The Rocket Equation: $V_{FIN} - V_{IN} = -v_e [\ln M_{FIN} - \ln M_{IN}] = v_e \left[\ln \frac{M_{IN}}{M_{FIN}} \right]$

A Thales construction for momentum-energy

(Made obsolete by Estrangian scaling to circular (V_1, V_2) plots. Still, one has to construct $\sqrt{m_1}/\sqrt{m_2}$ slopes.)





Unit 1
Fig. 8.4a-d

This is a detailed construction of the energy ellipse in a Largangian (v_1, v_2) plot given the initial (v_1, v_2) .

The Estrangian (V_1, V_2) plot makes the (v_1, v_2) plot and this construction obsolete.

(Easier to just draw circle through initial (V_1, V_2) .)