

Lecture 8  
Mon. 9.17.2018

# *Quadratic form geometry and development of mechanics of Lagrange and Hamilton*

*(Ch. 12 of Unit 1 and Ch. 4-5 of Unit 7)*

*Review of partial differential calculus*

*Chain rule and order  $\partial^2\Psi/\partial x\partial y = \partial^2\Psi/\partial y\partial x$  symmetry*

*Scaling transformation between Lagrangian and Hamiltonian views of KE*

*Introducing 0<sup>th</sup> Lagrange and 0<sup>th</sup> Hamilton differential equations of mechanics*

*Introducing 1<sup>st</sup> Lagrange and 1<sup>st</sup> Hamilton differential equations of mechanics*

*Introducing the Poincare' and Legendre contact transformations*

*Geometry of Legendre contact transformation (Preview of Unit 8 relativistic quantum mechanics)*

*Example from thermodynamics*

*Legendre transform: special case of General Contact Transformation (lights, camera, ACTION!)*

*An elementary contact transformation from sophomore physics*

*Algebra-calculus development of "The Volcanoes of Io" and "The Atoms of NIST"*

*Intuitive-geometric development of " " " and " " "*

[Link ⇒ CouIt - Simulation of the Volcanoes of Io](#)

[Link ⇒ RelaWavity - Physical Terms  \$H\(p\)\$  &  \$L\(u\)\$](#)

# *A running collection of links to course-relevant sites and articles*

[2018 CMwBang! site](#)

[Class YouTube Channel](#)

*You-Tube site displays related videos world-wide*

[AIP publications](#)

[AJP article on superball dynamics](#)

[AAPT summer reading](#)

These *are* hot off the presses. Out in MISC for quick reference.

[https://modphys.hosted.uark.edu/ETC/MISC/Sorting\\_ultracold\\_atoms\\_in\\_a\\_three-dimensional\\_optical\\_lattice\\_in\\_a\\_realization\\_of\\_Maxwell%e2%80%99s\\_demon\\_-\\_Kumar-n-2018.pdf](https://modphys.hosted.uark.edu/ETC/MISC/Sorting_ultracold_atoms_in_a_three-dimensional_optical_lattice_in_a_realization_of_Maxwell%e2%80%99s_demon_-_Kumar-n-2018.pdf)

[https://modphys.hosted.uark.edu/ETC/MISC/Synthetic\\_three-dimensional\\_atomic\\_structures\\_assembled\\_atom\\_by\\_atom\\_-\\_Barredo-n-2018.pdf](https://modphys.hosted.uark.edu/ETC/MISC/Synthetic_three-dimensional_atomic_structures_assembled_atom_by_atom_-_Barredo-n-2018.pdf)

Older ones:

[https://modphys.hosted.uark.edu/ETC/MISC/Wave-particle\\_duality\\_of\\_C60\\_molecules\\_-\\_arndt-ltn-1999.pdf](https://modphys.hosted.uark.edu/ETC/MISC/Wave-particle_duality_of_C60_molecules_-_arndt-ltn-1999.pdf)

[https://modphys.hosted.uark.edu/ETC/MISC/Optical\\_Vortex\\_Knots\\_-\\_One\\_Photon\\_At\\_A\\_Time\\_-\\_Tempone-Wiltshire-Sr-2018.pdf](https://modphys.hosted.uark.edu/ETC/MISC/Optical_Vortex_Knots_-_One_Photon_At_A_Time_-_Tempone-Wiltshire-Sr-2018.pdf)

“Relativity” and quantum basis of Lagrangian & Hamiltonian mechanics:

2-CW laser wave: <https://modphys.hosted.uark.edu/markup/BohrItWeb.html?scenario=-30104&xPhasorFactor=0.5>

Lagrangian vs Hamiltonian: <https://modphys.hosted.uark.edu/markup/RelaWavityWeb.html?plotType=4,5&sigmaInd=0&swordLineWidth=3>

## *Web Resources*

[Web Resources - front page](#)

[UAF Physics UTube channel](#)

## *“Texts”*

[Classical Mechanics with a Bang!](#)

[Quantum Theory for the Computer Age](#)

[Principles of Symmetry, Dynamics, and Spectroscopy](#)

[Modern Physics and its Classical Foundations](#)

## *Classes*

[2014 AMOP](#)

[2017 Group Theory for QM](#)

[2018 AMOP](#)

[2018 Adv Mechanics](#)

[AMOP Ch 0 Space-Time Symmetry - 2019](#)

[Seminar at Rochester Institute of Optics, Auxiliary slides, June 19, 2018](#)

 *Review of partial differential calculus*

*Chain rule and order  $\partial^2\Psi/\partial x\partial y = \partial^2\Psi/\partial y\partial x$  symmetry*

*Scaling transformation between Lagrangian and Hamiltonian views of KE*

*Introducing 0<sup>th</sup> Lagrange and 0<sup>th</sup> Hamilton differential equations of mechanics*

*Introducing 1<sup>st</sup> Lagrange and 1<sup>st</sup> Hamilton differential equations of mechanics*

*Introducing the Poincare' and Legendre contact transformations*

*Geometry of Legendre contact transformation (Preview of Unit 8 relativistic quantum mechanics)*

*Example from thermodynamics*

*Legendre transform: special case of General Contact Transformation (lights, camera, ACTION!)*

*An elementary contact transformation from sophomore physics*

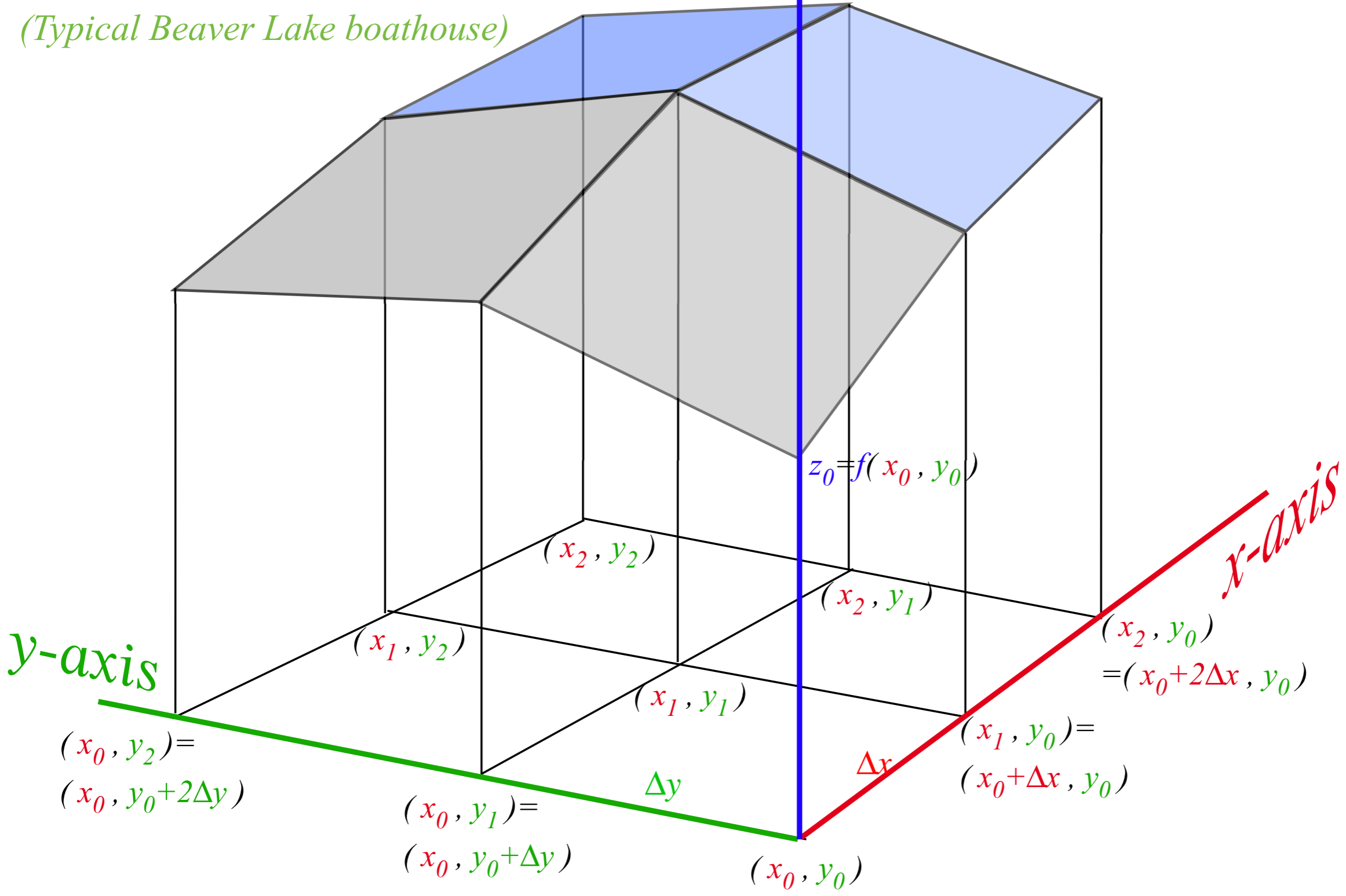
*Algebra-calculus development of "The Volcanoes of Io" and "The Atoms of NIST"*

*Intuitive-geometric development of " " " and " " "*

Begin with a function  $z=f(x,y)$  of 2-dimensions  $(x,y)$  and plotted in 3-D (Then approximate by cells and tiles.)

$z=f(x,y)$   
axis

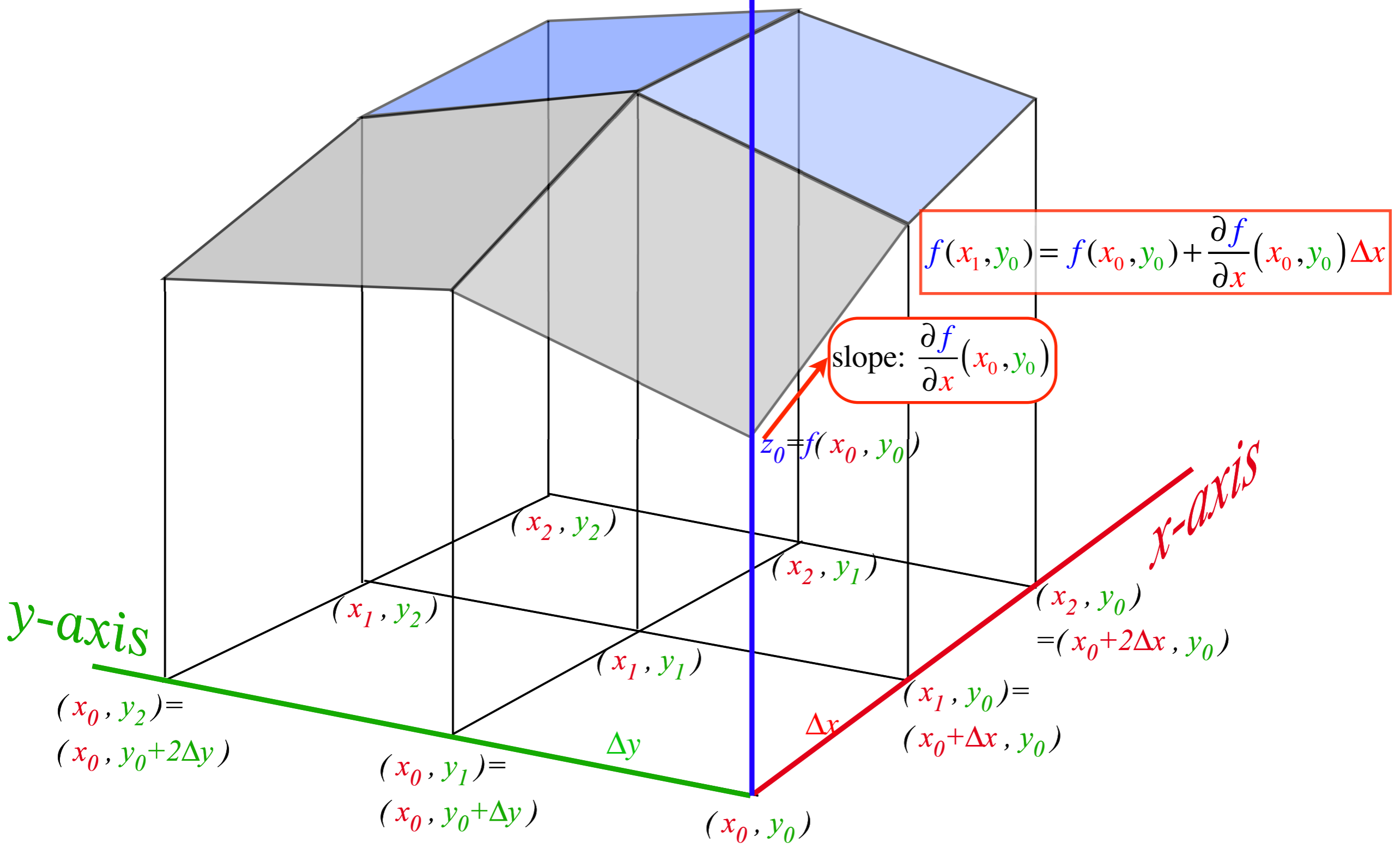
(Typical Beaver Lake boathouse)





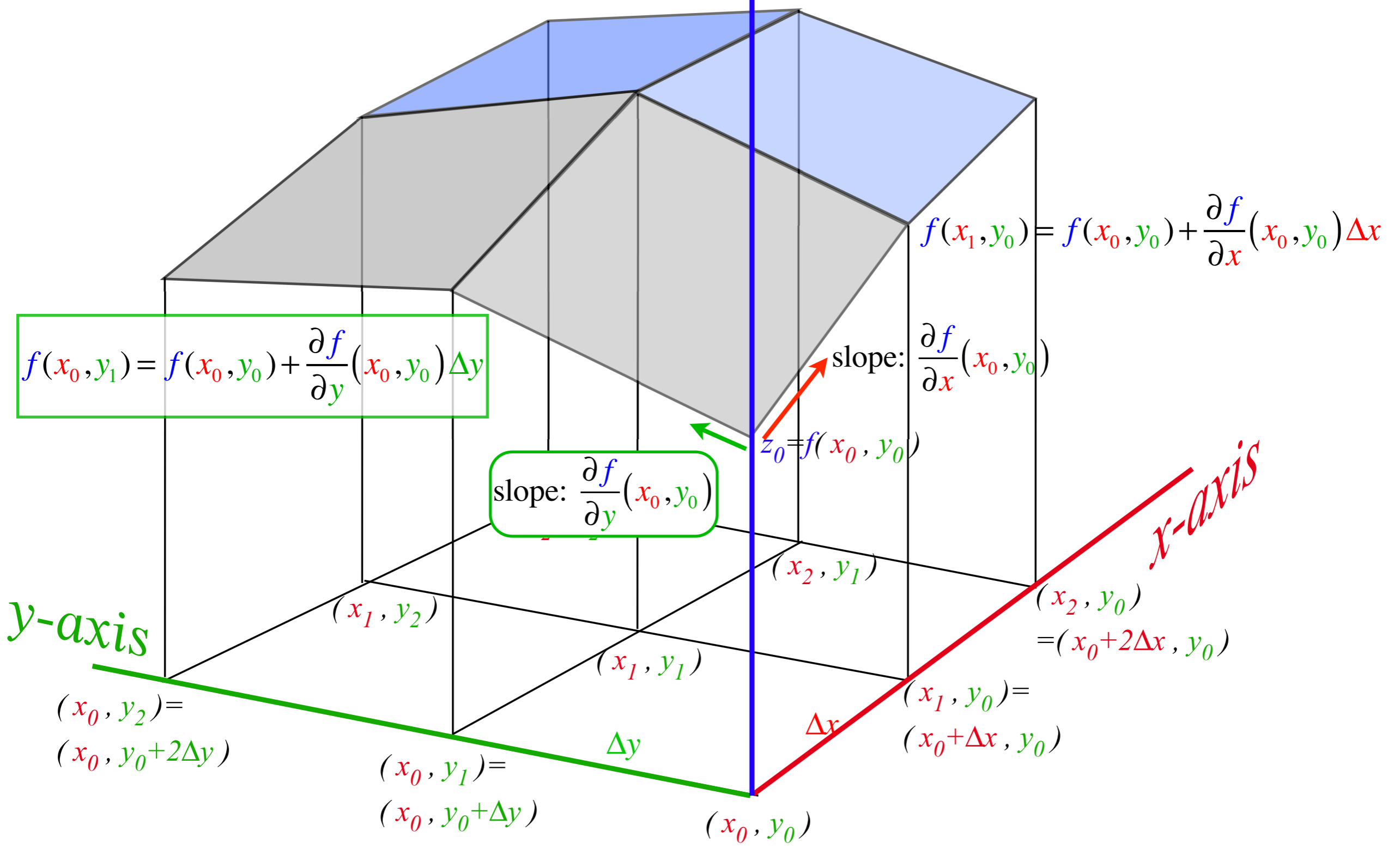
Begin with a function  $z=f(x,y)$  of 2-dimensions  $(x,y)$  and plotted in 3-D (Then approximate by cells and tiles.)

$z=f(x,y)$   
axis



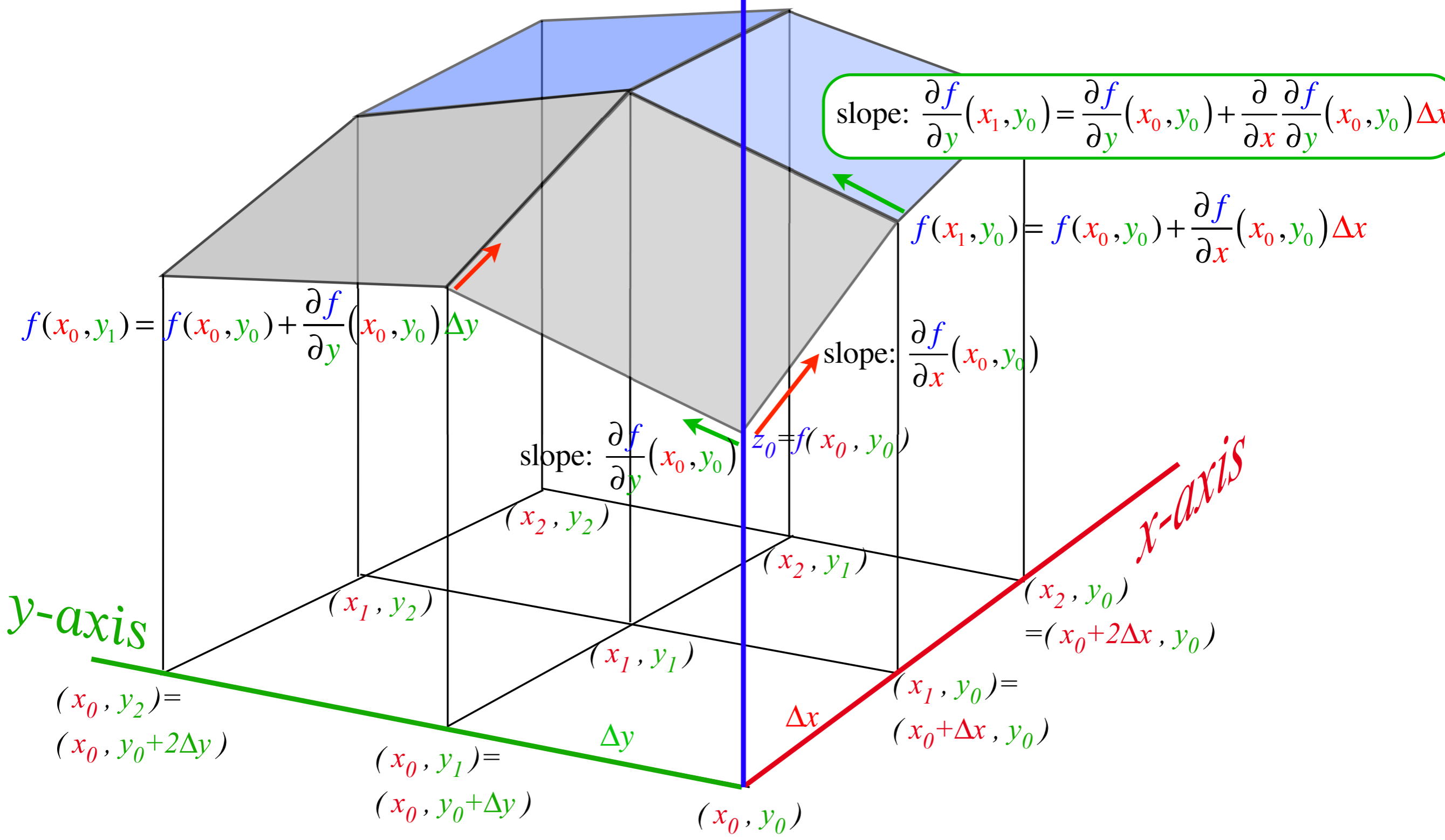
Begin with a function  $z=f(x,y)$  of 2-dimensions  $(x,y)$  and plotted in 3-D (Then approximate by cells and tiles.)

$z=f(x,y)$   
axis



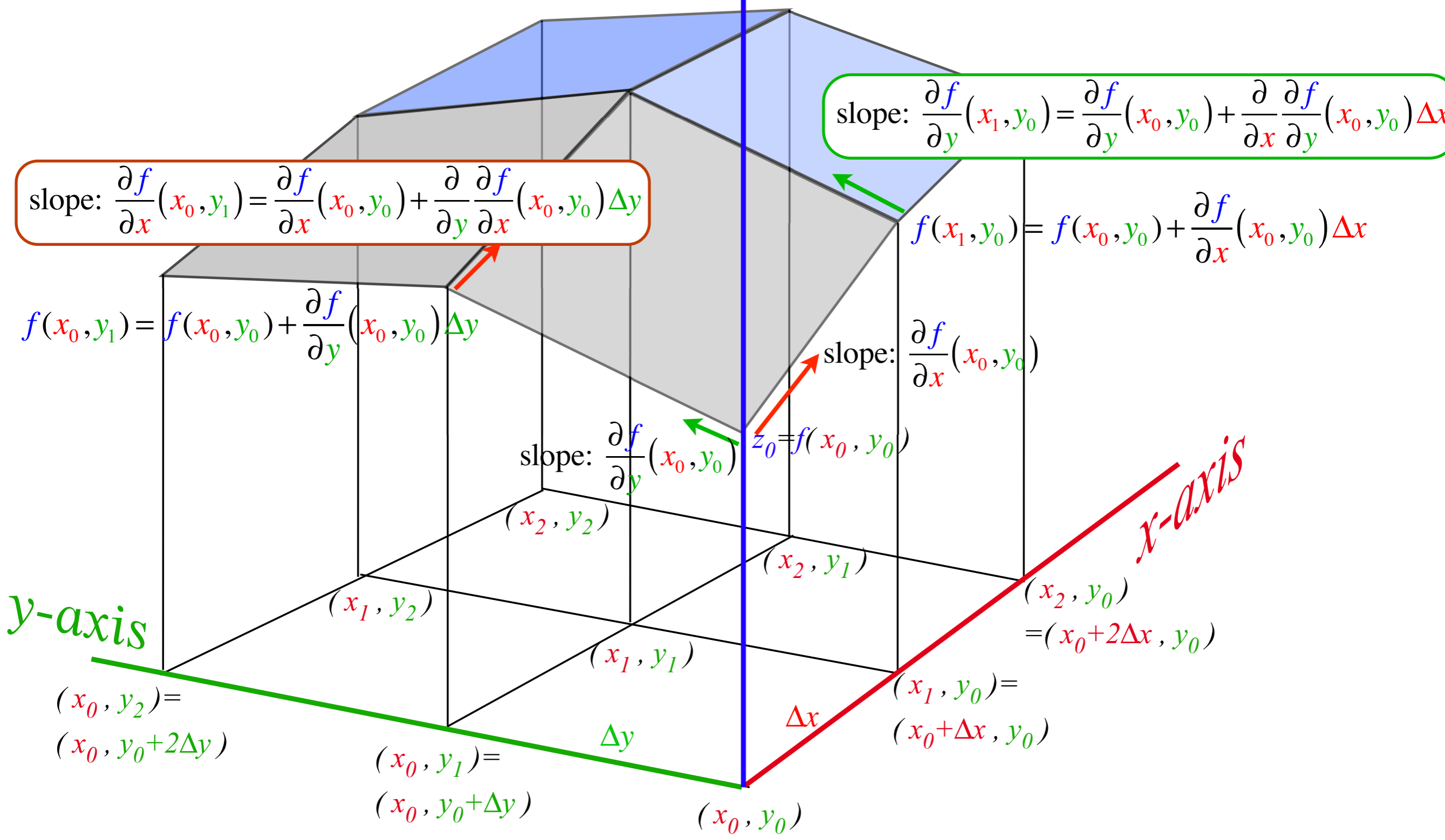
Begin with a function  $z=f(x,y)$  of 2-dimensions  $(x,y)$  and plotted in 3-D (Then approximate by cells and tiles.)

$z=f(x,y)$   
axis



Begin with a function  $z=f(x,y)$  of 2-dimensions  $(x,y)$  and plotted in 3-D (Then approximate by cells and tiles.)

$z=f(x,y)$   
axis



$$f(x_1, y_1) = f(x_0, y_1) + \frac{\partial f}{\partial x}(x_0, y_1) \Delta x$$

$z = f(x, y)$   
axis

$$\text{slope: } \frac{\partial f}{\partial y}(x_1, y_0) = \frac{\partial f}{\partial y}(x_0, y_0) + \frac{\partial}{\partial x} \frac{\partial f}{\partial y}(x_0, y_0) \Delta x$$

$$\text{slope: } \frac{\partial f}{\partial x}(x_0, y_1) = \frac{\partial f}{\partial x}(x_0, y_0) + \frac{\partial}{\partial y} \frac{\partial f}{\partial x}(x_0, y_0) \Delta y$$

$$f(x_0, y_1) = f(x_0, y_0) + \frac{\partial f}{\partial y}(x_0, y_0) \Delta y$$

$$f(x_1, y_0) = f(x_0, y_0) + \frac{\partial f}{\partial x}(x_0, y_0) \Delta x$$

$$\text{slope: } \frac{\partial f}{\partial x}(x_0, y_0)$$

$$\text{slope: } \frac{\partial f}{\partial y}(x_0, y_0)$$

$$z_0 = f(x_0, y_0)$$

*y-axis*

*x-axis*

$$(x_0, y_2) = (x_0, y_0 + 2\Delta y)$$

$$(x_0, y_1) = (x_0, y_0 + \Delta y)$$

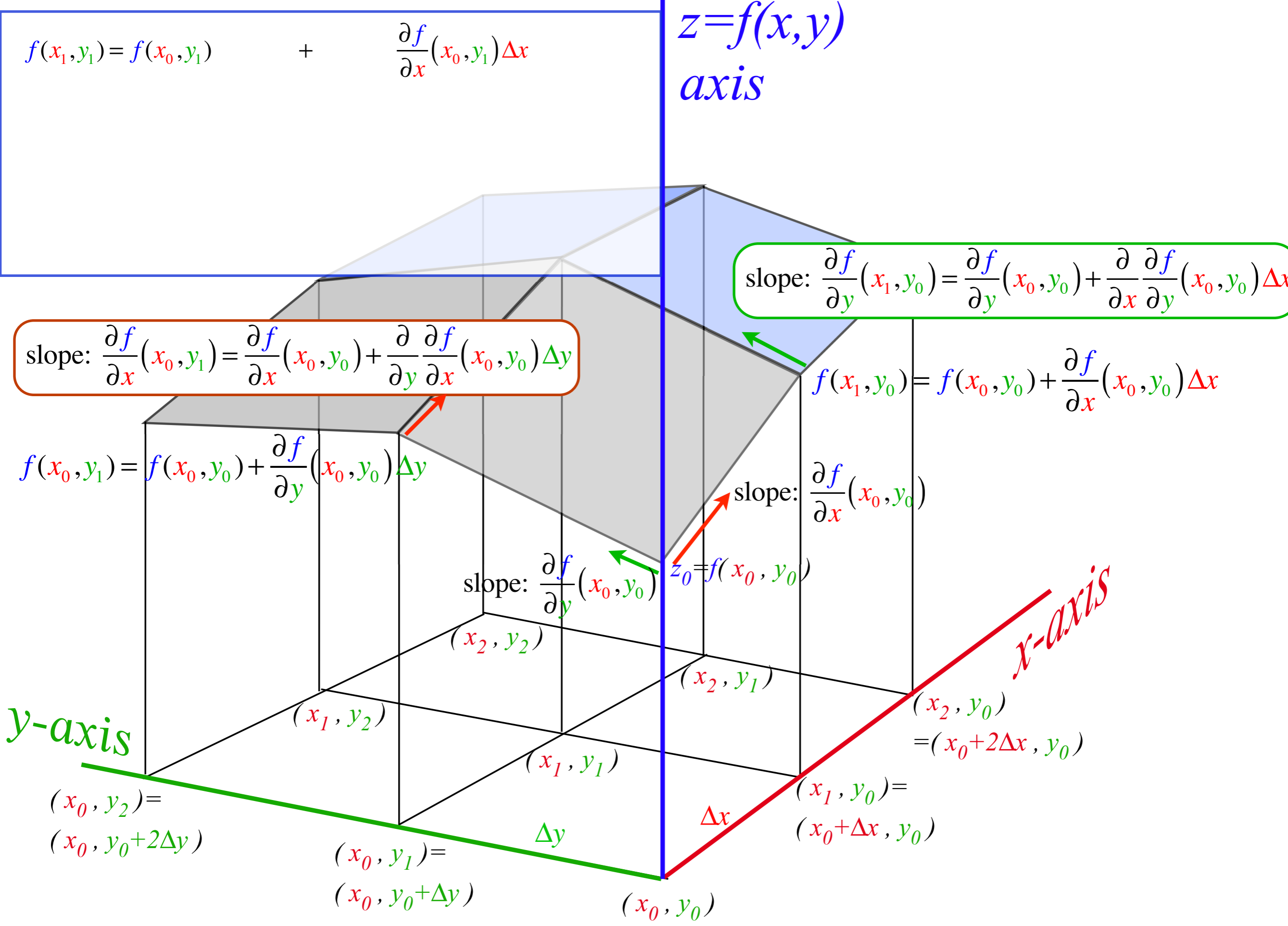
$$(x_0, y_0)$$

$$(x_1, y_0) = (x_0 + \Delta x, y_0)$$

$$(x_2, y_0) = (x_0 + 2\Delta x, y_0)$$

$\Delta y$

$\Delta x$



$$f(x_1, y_1) = f(x_0, y_1) + \frac{\partial f}{\partial x}(x_0, y_1) \Delta x$$

$$= f(x_0, y_0) + \frac{\partial f}{\partial y}(x_0, y_0) \Delta y + \left( \frac{\partial f}{\partial x}(x_0, y_0) + \frac{\partial}{\partial y} \frac{\partial f}{\partial x}(x_0, y_0) \Delta y \right) \Delta x$$

$z = f(x, y)$   
axis

$$\text{slope: } \frac{\partial f}{\partial y}(x_1, y_0) = \frac{\partial f}{\partial y}(x_0, y_0) + \frac{\partial}{\partial x} \frac{\partial f}{\partial y}(x_0, y_0) \Delta x$$

$$\text{slope: } \frac{\partial f}{\partial x}(x_0, y_1) = \frac{\partial f}{\partial x}(x_0, y_0) + \frac{\partial}{\partial y} \frac{\partial f}{\partial x}(x_0, y_0) \Delta y$$

$$f(x_0, y_1) = f(x_0, y_0) + \frac{\partial f}{\partial y}(x_0, y_0) \Delta y$$

$$f(x_1, y_0) = f(x_0, y_0) + \frac{\partial f}{\partial x}(x_0, y_0) \Delta x$$

$$\text{slope: } \frac{\partial f}{\partial x}(x_0, y_0)$$

$$\text{slope: } \frac{\partial f}{\partial y}(x_0, y_0)$$

$$z_0 = f(x_0, y_0)$$

*x-axis*

*y-axis*

$$(x_0, y_2) = (x_0, y_0 + 2\Delta y)$$

$$(x_0, y_1) = (x_0, y_0 + \Delta y)$$

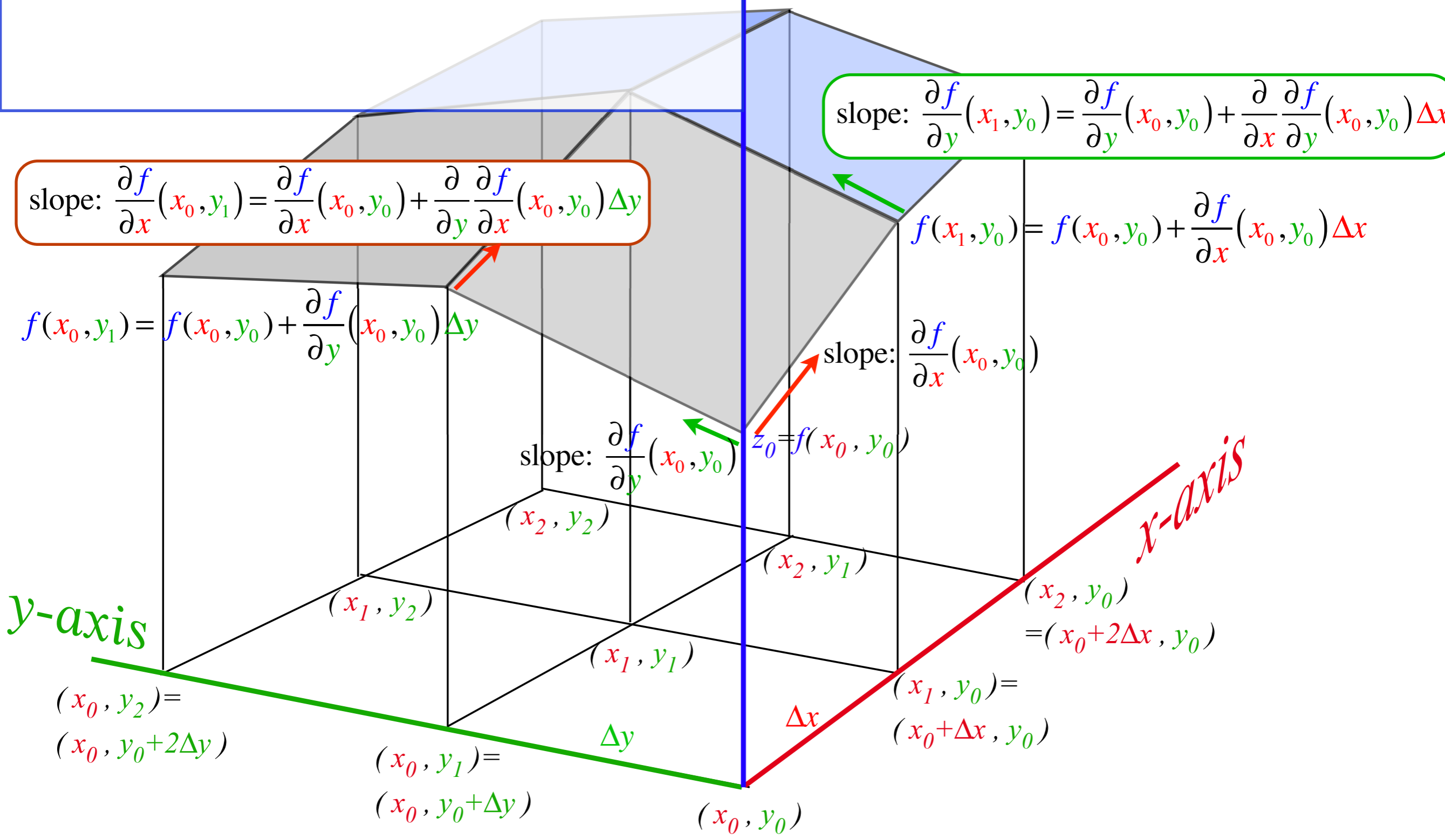
$$(x_0, y_0)$$

$$(x_1, y_0) = (x_0 + \Delta x, y_0)$$

$$(x_2, y_0) = (x_0 + 2\Delta x, y_0)$$

$\Delta y$

$\Delta x$





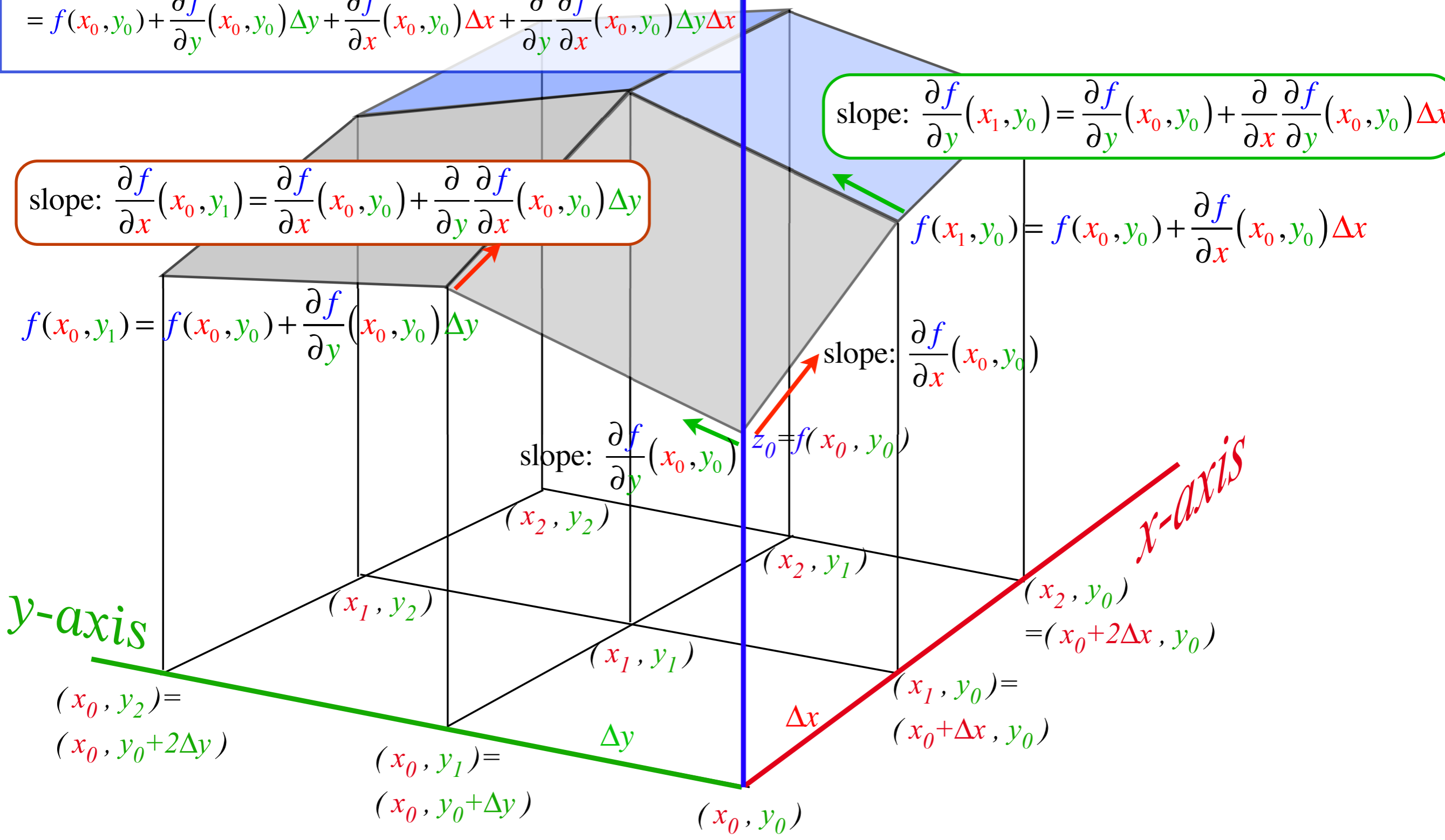
$$\begin{aligned}
 f(x_1, y_1) &= f(x_0, y_1) + \frac{\partial f}{\partial x}(x_0, y_1) \Delta x \\
 &= f(x_0, y_0) + \frac{\partial f}{\partial y}(x_0, y_0) \Delta y + \left( \frac{\partial f}{\partial x}(x_0, y_0) + \frac{\partial}{\partial y} \frac{\partial f}{\partial x}(x_0, y_0) \Delta y \right) \Delta x \\
 &= f(x_0, y_0) + \frac{\partial f}{\partial y}(x_0, y_0) \Delta y + \frac{\partial f}{\partial x}(x_0, y_0) \Delta x + \frac{\partial}{\partial y} \frac{\partial f}{\partial x}(x_0, y_0) \Delta y \Delta x
 \end{aligned}$$

$z = f(x, y)$   
axis

slope:  $\frac{\partial f}{\partial y}(x_1, y_0) = \frac{\partial f}{\partial y}(x_0, y_0) + \frac{\partial}{\partial x} \frac{\partial f}{\partial y}(x_0, y_0) \Delta x$

slope:  $\frac{\partial f}{\partial x}(x_0, y_1) = \frac{\partial f}{\partial x}(x_0, y_0) + \frac{\partial}{\partial y} \frac{\partial f}{\partial x}(x_0, y_0) \Delta y$

$f(x_1, y_0) = f(x_0, y_0) + \frac{\partial f}{\partial x}(x_0, y_0) \Delta x$



$y$ -axis

$x$ -axis

$(x_0, y_2) = (x_0, y_0 + 2\Delta y)$

$(x_0, y_1) = (x_0, y_0 + \Delta y)$

$(x_1, y_0) = (x_0 + \Delta x, y_0)$

$(x_2, y_0) = (x_0 + 2\Delta x, y_0)$

$(x_0, y_0)$

$\Delta y$

$\Delta x$

$(x_2, y_2)$

$(x_2, y_1)$

$(x_1, y_2)$

$(x_1, y_1)$

slope:  $\frac{\partial f}{\partial y}(x_0, y_0)$

slope:  $\frac{\partial f}{\partial x}(x_0, y_0)$

$z_0 = f(x_0, y_0)$

$$\begin{aligned}
 f(x_1, y_1) &= f(x_0, y_1) + \frac{\partial f}{\partial x}(x_0, y_1) \Delta x \\
 &= f(x_0, y_0) + \frac{\partial f}{\partial y}(x_0, y_0) \Delta y + \left( \frac{\partial f}{\partial x}(x_0, y_0) + \frac{\partial}{\partial y} \frac{\partial f}{\partial x}(x_0, y_0) \Delta y \right) \Delta x \\
 &= f(x_0, y_0) + \frac{\partial f}{\partial y}(x_0, y_0) \Delta y + \frac{\partial f}{\partial x}(x_0, y_0) \Delta x + \frac{\partial}{\partial y} \frac{\partial f}{\partial x}(x_0, y_0) \Delta y \Delta x
 \end{aligned}$$

*z = f(x, y)*  
*axis*

$$f(x_1, y_1) = f(x_1, y_0) + \frac{\partial f}{\partial y}(x_1, y_0) \Delta y$$

slope:  $\frac{\partial f}{\partial y}(x_1, y_0) = \frac{\partial f}{\partial y}(x_0, y_0) + \frac{\partial}{\partial x} \frac{\partial f}{\partial y}(x_0, y_0) \Delta x$

slope:  $\frac{\partial f}{\partial x}(x_0, y_1) = \frac{\partial f}{\partial x}(x_0, y_0) + \frac{\partial}{\partial y} \frac{\partial f}{\partial x}(x_0, y_0) \Delta y$

$$f(x_0, y_1) = f(x_0, y_0) + \frac{\partial f}{\partial y}(x_0, y_0) \Delta y$$

$$f(x_1, y_0) = f(x_0, y_0) + \frac{\partial f}{\partial x}(x_0, y_0) \Delta x$$

slope:  $\frac{\partial f}{\partial x}(x_0, y_0)$

slope:  $\frac{\partial f}{\partial y}(x_0, y_0)$

$z_0 = f(x_0, y_0)$

*y-axis*

*x-axis*

$(x_0, y_2) = (x_0, y_0 + 2\Delta y)$

$(x_0, y_1) = (x_0, y_0 + \Delta y)$

$(x_0, y_0)$

$(x_1, y_0) = (x_0 + \Delta x, y_0)$

$(x_2, y_0) = (x_0 + 2\Delta x, y_0)$

$(x_2, y_2)$

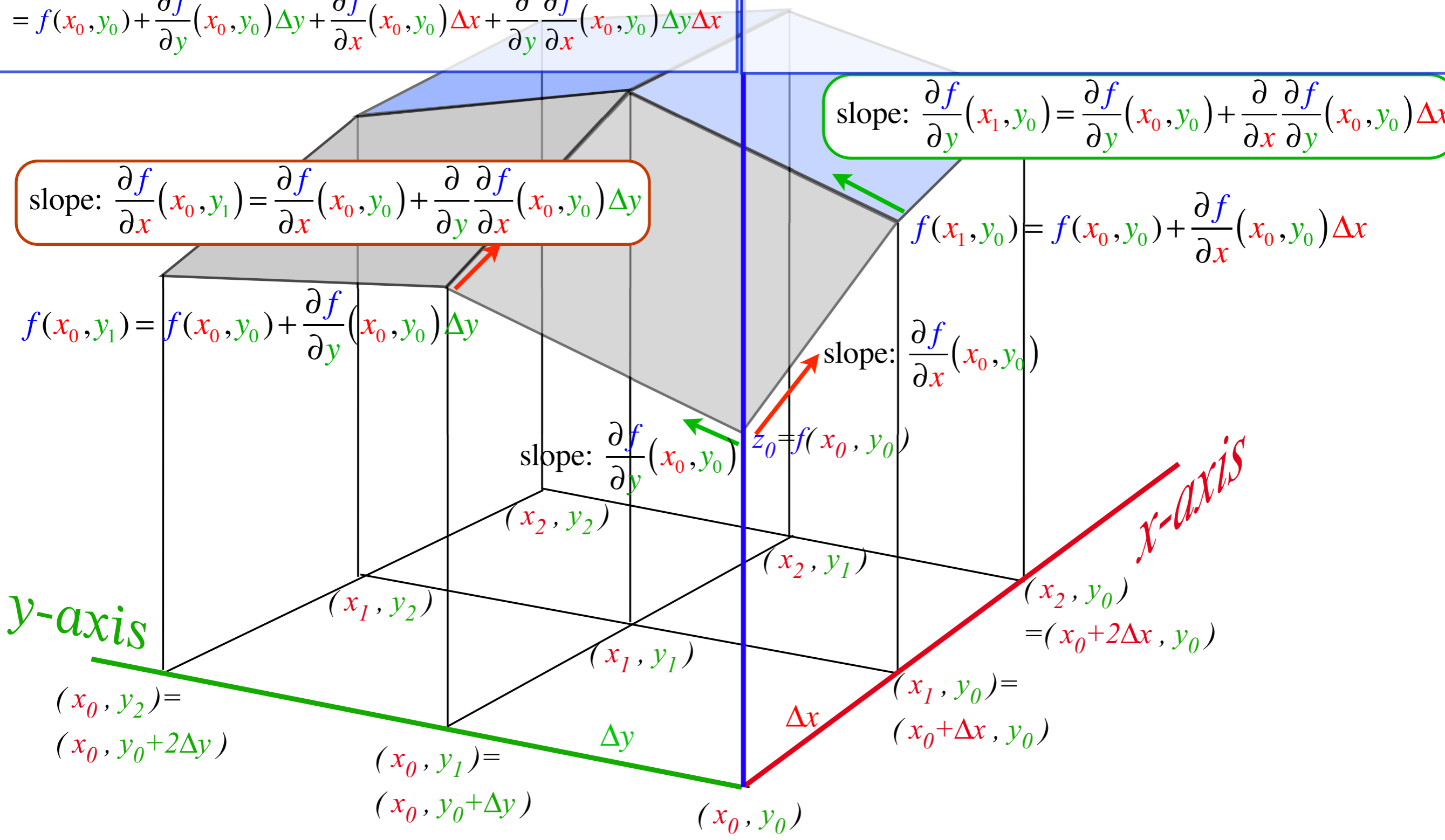
$(x_2, y_1)$

$(x_1, y_2)$

$(x_1, y_1)$

$\Delta y$

$\Delta x$



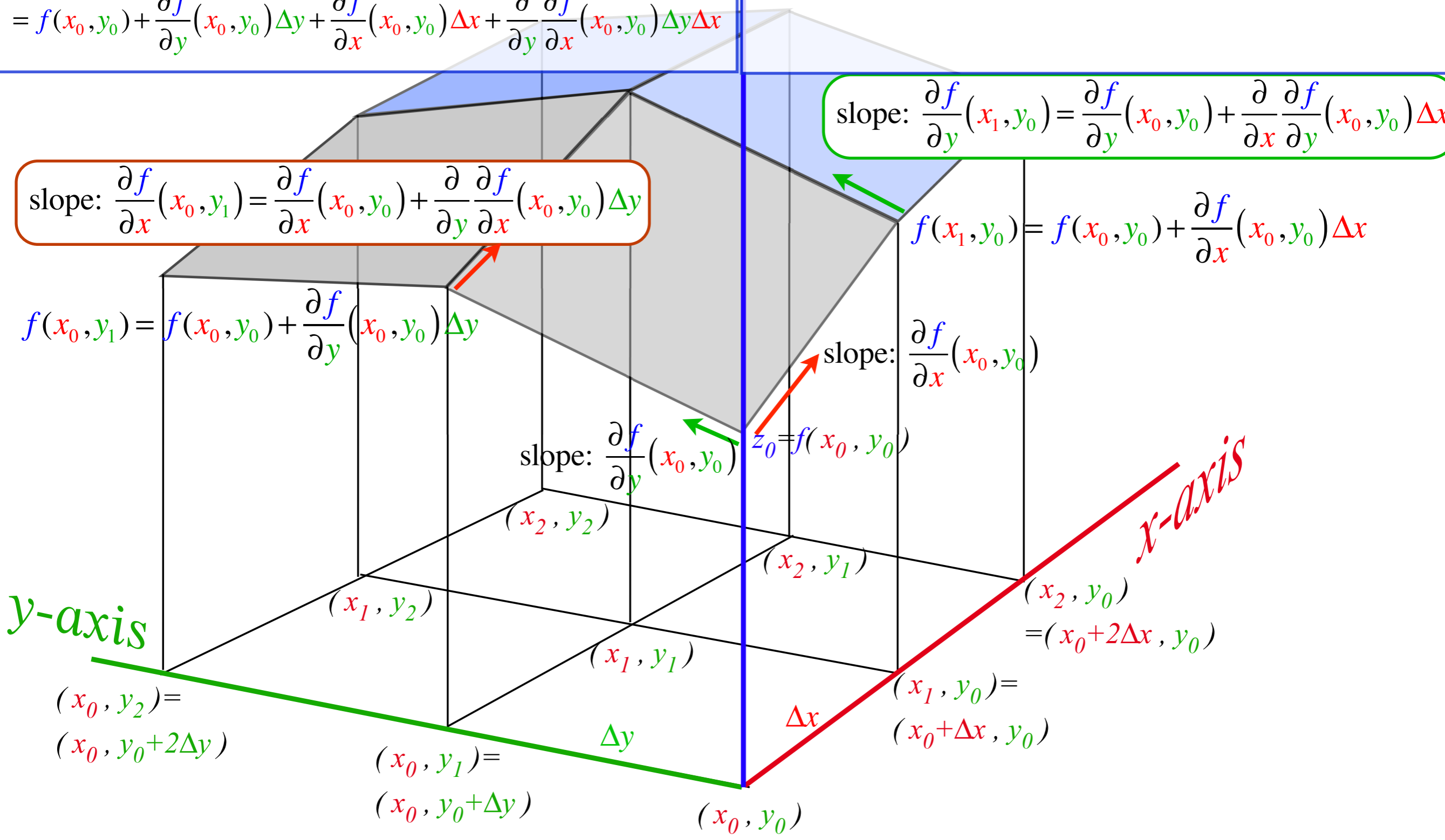
$$\begin{aligned}
 f(x_1, y_1) &= f(x_0, y_1) + \frac{\partial f}{\partial x}(x_0, y_1) \Delta x \\
 &= f(x_0, y_0) + \frac{\partial f}{\partial y}(x_0, y_0) \Delta y + \left( \frac{\partial f}{\partial x}(x_0, y_0) + \frac{\partial}{\partial y} \frac{\partial f}{\partial x}(x_0, y_0) \Delta y \right) \Delta x \\
 &= f(x_0, y_0) + \frac{\partial f}{\partial y}(x_0, y_0) \Delta y + \frac{\partial f}{\partial x}(x_0, y_0) \Delta x + \frac{\partial}{\partial y} \frac{\partial f}{\partial x}(x_0, y_0) \Delta y \Delta x
 \end{aligned}$$

*z = f(x, y)*  
*axis*

$$\begin{aligned}
 f(x_1, y_1) &= f(x_1, y_0) + \frac{\partial f}{\partial y}(x_1, y_0) \Delta y \\
 &= f(x_0, y_0) + \frac{\partial f}{\partial x}(x_0, y_0) \Delta x + \left( \frac{\partial f}{\partial y}(x_0, y_0) + \frac{\partial}{\partial x} \frac{\partial f}{\partial y}(x_0, y_0) \Delta x \right) \Delta y
 \end{aligned}$$

slope:  $\frac{\partial f}{\partial x}(x_0, y_1) = \frac{\partial f}{\partial x}(x_0, y_0) + \frac{\partial}{\partial y} \frac{\partial f}{\partial x}(x_0, y_0) \Delta y$

slope:  $\frac{\partial f}{\partial y}(x_1, y_0) = \frac{\partial f}{\partial y}(x_0, y_0) + \frac{\partial}{\partial x} \frac{\partial f}{\partial y}(x_0, y_0) \Delta x$



$$f(x_0, y_1) = f(x_0, y_0) + \frac{\partial f}{\partial y}(x_0, y_0) \Delta y$$

$$f(x_1, y_0) = f(x_0, y_0) + \frac{\partial f}{\partial x}(x_0, y_0) \Delta x$$

slope:  $\frac{\partial f}{\partial x}(x_0, y_0)$

slope:  $\frac{\partial f}{\partial y}(x_0, y_0)$

$$\begin{aligned}
 (x_0, y_2) &= \\
 (x_0, y_0 + 2\Delta y) &
 \end{aligned}$$

$$\begin{aligned}
 (x_0, y_1) &= \\
 (x_0, y_0 + \Delta y) &
 \end{aligned}$$

$$\begin{aligned}
 (x_1, y_0) &= \\
 (x_0 + \Delta x, y_0) &
 \end{aligned}$$

$$\begin{aligned}
 (x_2, y_0) &= \\
 (x_0 + 2\Delta x, y_0) &
 \end{aligned}$$

$$(x_0, y_0)$$

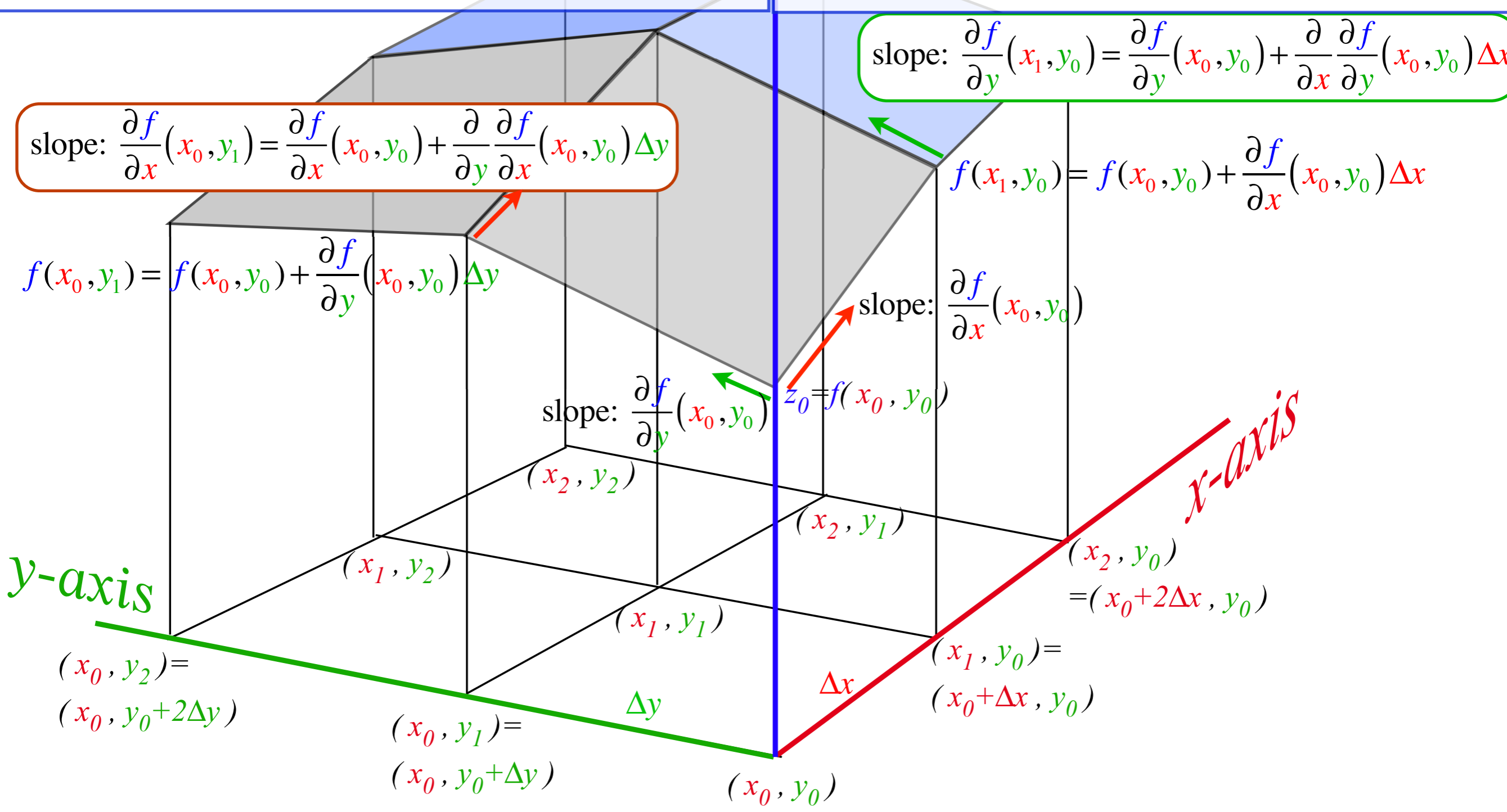
$$\begin{aligned}
 f(x_1, y_1) &= f(x_0, y_1) + \frac{\partial f}{\partial x}(x_0, y_1) \Delta x \\
 &= f(x_0, y_0) + \frac{\partial f}{\partial y}(x_0, y_0) \Delta y + \left( \frac{\partial f}{\partial x}(x_0, y_0) + \frac{\partial}{\partial y} \frac{\partial f}{\partial x}(x_0, y_0) \Delta y \right) \Delta x \\
 &= f(x_0, y_0) + \frac{\partial f}{\partial y}(x_0, y_0) \Delta y + \frac{\partial f}{\partial x}(x_0, y_0) \Delta x + \frac{\partial}{\partial y} \frac{\partial f}{\partial x}(x_0, y_0) \Delta y \Delta x
 \end{aligned}$$

*z = f(x, y)*  
*axis*

$$\begin{aligned}
 f(x_1, y_1) &= f(x_1, y_0) + \frac{\partial f}{\partial y}(x_1, y_0) \Delta y \\
 &= f(x_0, y_0) + \frac{\partial f}{\partial x}(x_0, y_0) \Delta x + \left( \frac{\partial f}{\partial y}(x_0, y_0) + \frac{\partial}{\partial x} \frac{\partial f}{\partial y}(x_0, y_0) \Delta x \right) \Delta y \\
 &= f(x_0, y_0) + \frac{\partial f}{\partial x}(x_0, y_0) \Delta x + \frac{\partial f}{\partial y}(x_0, y_0) \Delta y + \frac{\partial}{\partial x} \frac{\partial f}{\partial y}(x_0, y_0) \Delta x \Delta y
 \end{aligned}$$

slope:  $\frac{\partial f}{\partial y}(x_1, y_0) = \frac{\partial f}{\partial y}(x_0, y_0) + \frac{\partial}{\partial x} \frac{\partial f}{\partial y}(x_0, y_0) \Delta x$

slope:  $\frac{\partial f}{\partial x}(x_0, y_1) = \frac{\partial f}{\partial x}(x_0, y_0) + \frac{\partial}{\partial y} \frac{\partial f}{\partial x}(x_0, y_0) \Delta y$



*Review of partial differential calculus*

→ *Chain rule and order  $\partial^2\Psi/\partial x\partial y = \partial^2\Psi/\partial y\partial x$  symmetry*

*Scaling transformation between Lagrangian and Hamiltonian views of KE*

*Introducing 0<sup>th</sup> Lagrange and 0<sup>th</sup> Hamilton differential equations of mechanics*

*Introducing 1<sup>st</sup> Lagrange and 1<sup>st</sup> Hamilton differential equations of mechanics*

*Introducing the Poincare' and Legendre contact transformations*

*Geometry of Legendre contact transformation (Preview of Unit 8 relativistic quantum mechanics)*

*Example from thermodynamics*

*Legendre transform: special case of General Contact Transformation (lights, camera, ACTION!)*

*An elementary contact transformation from sophomore physics*

*Algebra-calculus development of "The Volcanoes of Io" and "The Atoms of NIST"*

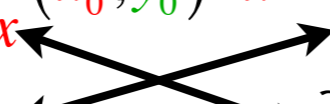
*Intuitive-geometric development of " " " and " " "*

*What the geometry indicates....(Two important results)*

$$\begin{aligned} f(x_1, y_1) &= f(x_0, y_0) + \frac{\partial f}{\partial x}(x_0, y_0) \Delta x + \frac{\partial f}{\partial y}(x_0, y_0) \Delta y + \frac{\partial}{\partial y} \frac{\partial f}{\partial x}(x_0, y_0) \Delta x \Delta y \\ &= f(x_0, y_0) + \frac{\partial f}{\partial y}(x_0, y_0) \Delta y + \frac{\partial f}{\partial x}(x_0, y_0) \Delta x + \frac{\partial}{\partial x} \frac{\partial f}{\partial y}(x_0, y_0) \Delta y \Delta x \end{aligned}$$



# What the geometry indicates....(Two important results)

$$\begin{aligned} f(x_1, y_1) &= f(x_0, y_0) + \frac{\partial f}{\partial x}(x_0, y_0) \Delta x + \frac{\partial f}{\partial y}(x_0, y_0) \Delta y + \frac{\partial}{\partial y} \frac{\partial f}{\partial x}(x_0, y_0) \Delta x \Delta y \\ &= f(x_0, y_0) + \frac{\partial f}{\partial y}(x_0, y_0) \Delta y + \frac{\partial f}{\partial x}(x_0, y_0) \Delta x + \frac{\partial}{\partial x} \frac{\partial f}{\partial y}(x_0, y_0) \Delta y \Delta x \end{aligned}$$


If  $f(x, y)$  is continuous  
around  $(x_0, y_0)$  and  $(x_1, y_1)$   
then  $\frac{\partial}{\partial y} \frac{\partial f}{\partial x}$  equals  $\frac{\partial}{\partial x} \frac{\partial f}{\partial y}$

# What the geometry indicates....(Two important results)

$$\begin{aligned} f(x_1, y_1) &= f(x_0, y_0) + \frac{\partial f}{\partial x}(x_0, y_0)\Delta x + \frac{\partial f}{\partial y}(x_0, y_0)\Delta y + \frac{\partial}{\partial y} \frac{\partial f}{\partial x}(x_0, y_0)\Delta x\Delta y \\ &= f(x_0, y_0) + \frac{\partial f}{\partial y}(x_0, y_0)\Delta y + \frac{\partial f}{\partial x}(x_0, y_0)\Delta x + \frac{\partial}{\partial x} \frac{\partial f}{\partial y}(x_0, y_0)\Delta y\Delta x \end{aligned}$$

If  $f(x, y)$  is continuous around  $(x_0, y_0)$  and  $(x_1, y_1)$  then  $\frac{\partial}{\partial y} \frac{\partial f}{\partial x}$  equals  $\frac{\partial}{\partial x} \frac{\partial f}{\partial y}$

## 1. Chain rules

$$[f(x_1, y_1) - f(x_0, y_0)] = df = \frac{\partial f}{\partial x}(x_0, y_0)dx + \frac{\partial f}{\partial y}(x_0, y_0)dy \dots (\text{keep } 1^{\text{st}} \text{-order terms only!})$$

$$\frac{df}{dt} = \frac{\partial f}{\partial x}(x_0, y_0) \frac{dx}{dt} + \frac{\partial f}{\partial y}(x_0, y_0) \frac{dy}{dt}$$

$$\dot{f} = \frac{\partial f}{\partial x} \dot{x} + \frac{\partial f}{\partial y} \dot{y} \quad (\text{shorthand notation})$$

# What the geometry indicates....(Two important results)

$$\begin{aligned}
 f(x_1, y_1) &= f(x_0, y_0) + \frac{\partial f}{\partial x}(x_0, y_0) \Delta x + \frac{\partial f}{\partial y}(x_0, y_0) \Delta y + \frac{\partial}{\partial y} \frac{\partial f}{\partial x}(x_0, y_0) \Delta x \Delta y \\
 &= f(x_0, y_0) + \frac{\partial f}{\partial y}(x_0, y_0) \Delta y + \frac{\partial f}{\partial x}(x_0, y_0) \Delta x + \frac{\partial}{\partial x} \frac{\partial f}{\partial y}(x_0, y_0) \Delta y \Delta x
 \end{aligned}$$

If  $f(x, y)$  is continuous around  $(x_0, y_0)$  and  $(x_1, y_1)$  then  $\frac{\partial}{\partial y} \frac{\partial f}{\partial x}$  equals  $\frac{\partial}{\partial x} \frac{\partial f}{\partial y}$

## 1. Chain rules

$$[f(x_1, y_1) - f(x_0, y_0)] = df = \frac{\partial f}{\partial x}(x_0, y_0) dx + \frac{\partial f}{\partial y}(x_0, y_0) dy \dots (\text{keep } 1^{\text{st}} \text{-order terms only!})$$

$$\frac{df}{dt} = \frac{\partial f}{\partial x}(x_0, y_0) \frac{dx}{dt} + \frac{\partial f}{\partial y}(x_0, y_0) \frac{dy}{dt}$$

$$\dot{f} = \frac{\partial f}{\partial x} \dot{x} + \frac{\partial f}{\partial y} \dot{y} \quad (\text{shorthand notation}) = \partial_x f \dot{x} + \partial_y f \dot{y}$$

## 2. Symmetry of partial deriv. ordering

(pay attention to the  $2^{\text{nd}}$ -order terms, too!)

$$\frac{\partial}{\partial y} \frac{\partial f}{\partial x} = \frac{\partial}{\partial x} \frac{\partial f}{\partial y} \quad \text{or:} \quad \frac{\partial^2 f}{\partial y \partial x} = \frac{\partial^2 f}{\partial x \partial y} \quad \text{or:} \quad \partial_y \partial_x f = \partial_x \partial_y f$$

(shorthand notation)

# What the geometry indicates... (Two important results)

$$\begin{aligned}
 f(x_1, y_1) &= f(x_0, y_0) + \frac{\partial f}{\partial x}(x_0, y_0) \Delta x + \frac{\partial f}{\partial y}(x_0, y_0) \Delta y + \frac{\partial}{\partial y} \frac{\partial f}{\partial x}(x_0, y_0) \Delta x \Delta y \\
 &= f(x_0, y_0) + \frac{\partial f}{\partial y}(x_0, y_0) \Delta y + \frac{\partial f}{\partial x}(x_0, y_0) \Delta x + \frac{\partial}{\partial x} \frac{\partial f}{\partial y}(x_0, y_0) \Delta y \Delta x
 \end{aligned}$$

If  $f(x, y)$  is continuous around  $(x_0, y_0)$  and  $(x_1, y_1)$  then  $\frac{\partial}{\partial y} \frac{\partial f}{\partial x}$  equals  $\frac{\partial}{\partial x} \frac{\partial f}{\partial y}$

## 1. Chain rules

$$[f(x_1, y_1) - f(x_0, y_0)] = df = \frac{\partial f}{\partial x}(x_0, y_0) dx + \frac{\partial f}{\partial y}(x_0, y_0) dy \dots (\text{keep 1}^{\text{st}} \text{-order terms only!})$$

$$\frac{df}{dt} = \frac{\partial f}{\partial x}(x_0, y_0) \frac{dx}{dt} + \frac{\partial f}{\partial y}(x_0, y_0) \frac{dy}{dt}$$

$$\dot{f} = \frac{\partial f}{\partial x} \dot{x} + \frac{\partial f}{\partial y} \dot{y} \quad (\text{shorthand notation}) = \partial_x f \dot{x} + \partial_y f \dot{y}$$

## 2. Symmetry of partial deriv. ordering

(pay attention to the 2<sup>nd</sup> -order terms, too!)

$$\frac{\partial}{\partial y} \frac{\partial f}{\partial x} = \frac{\partial}{\partial x} \frac{\partial f}{\partial y} \quad \text{or:} \quad \frac{\partial^2 f}{\partial y \partial x} = \frac{\partial^2 f}{\partial x \partial y} \quad \text{or:} \quad \partial_y \partial_x f = \partial_x \partial_y f$$

(shorthand notation)

$$\text{Let: } \vec{\nabla} = \begin{pmatrix} \partial_x & \partial_y \end{pmatrix} \quad \text{so: } \vec{\nabla} f \cdot d\mathbf{r} = \begin{pmatrix} \partial_x f & \partial_y f \end{pmatrix} \cdot \begin{pmatrix} dx \\ dy \end{pmatrix} = \partial_x f dx + \partial_y f dy = df$$

*Review of partial differential calculus*

*Chain rule and order  $\partial^2\Psi/\partial x\partial y = \partial^2\Psi/\partial y\partial x$  symmetry*

 *Scaling transformation between Lagrangian and Hamiltonian views of KE*

*Introducing 0<sup>th</sup> Lagrange and 0<sup>th</sup> Hamilton differential equations of mechanics*

*Introducing 1<sup>st</sup> Lagrange and 1<sup>st</sup> Hamilton differential equations of mechanics*

*Introducing the Poincare' and Legendre contact transformations*

*Geometry of Legendre contact transformation (Preview of Unit 8 relativistic quantum mechanics)*

*Example from thermodynamics*

*Legendre transform: special case of General Contact Transformation (lights, camera, ACTION!)*

*An elementary contact transformation from sophomore physics*

*Algebra-calculus development of "The Volcanoes of Io" and "The Atoms of NIST"*

*Intuitive-geometric development of " " " and " " "*

# Three ways to express energy: Consider kinetic energy (KE) first

1. **Lagrangian** is explicit function of velocity:  $\mathbf{v} = \begin{pmatrix} v_1 \\ v_2 \end{pmatrix}$

$$L(v_k \dots) = \frac{1}{2} (m_1 v_1^2 + m_2 v_2^2 + \dots) = L(\mathbf{v} \dots) = \frac{1}{2} \mathbf{v} \cdot \mathbf{M} \cdot \mathbf{v} + \dots = \frac{1}{2} \begin{pmatrix} v_1 & v_2 \end{pmatrix} \begin{pmatrix} m_1 & 0 \\ 0 & m_2 \end{pmatrix} \begin{pmatrix} v_1 \\ v_2 \end{pmatrix} + \dots$$

2. **"Estrangian"** is explicit function of  $\mathbf{R}$ -rescaled velocity:  
 (or l'Estrangian) *or: "speedinum"  $V$*   $\mathbf{V} = \mathbf{R} \cdot \mathbf{v}$  *or:*  $\begin{pmatrix} V_1 \\ V_2 \end{pmatrix} = \begin{pmatrix} \sqrt{m_1} & 0 \\ 0 & \sqrt{m_2} \end{pmatrix} \begin{pmatrix} v_1 \\ v_2 \end{pmatrix}$

$$E(V_k \dots) = \frac{1}{2} (V_1^2 + V_2^2 + \dots) = E(\mathbf{V} \dots) = \frac{1}{2} \mathbf{V} \cdot \mathbf{1} \cdot \mathbf{V} + \dots = \frac{1}{2} \begin{pmatrix} V_1 & V_2 \end{pmatrix} \begin{pmatrix} 1 & 0 \\ 0 & 1 \end{pmatrix} \begin{pmatrix} V_1 \\ V_2 \end{pmatrix} + \dots$$

3. **Hamiltonian** is explicit function of  $\mathbf{M}=\mathbf{R}^2$ -rescaled velocity:  
*or: momentum  $p$*   $\mathbf{p} = \mathbf{M} \cdot \mathbf{v}$  *or:*  $\begin{pmatrix} p_1 \\ p_2 \end{pmatrix} = \begin{pmatrix} m_1 & 0 \\ 0 & m_2 \end{pmatrix} \begin{pmatrix} v_1 \\ v_2 \end{pmatrix} = \begin{pmatrix} m_1 v_1 \\ m_2 v_2 \end{pmatrix}$

$$H(p_k \dots) = \frac{1}{2} \left( \frac{p_1^2}{m_1} + \frac{p_2^2}{m_2} + \dots \right) = H(\mathbf{p} \dots) = \frac{1}{2} \mathbf{p} \cdot \mathbf{M}^{-1} \cdot \mathbf{p} + \dots = \frac{1}{2} \begin{pmatrix} p_1 & p_2 \end{pmatrix} \begin{pmatrix} 1/m_1 & 0 \\ 0 & 1/m_2 \end{pmatrix} \begin{pmatrix} p_1 \\ p_2 \end{pmatrix} + \dots$$



*Review of partial differential calculus*

*Chain rule and order  $\partial^2\Psi/\partial x\partial y = \partial^2\Psi/\partial y\partial x$  symmetry*

*Scaling transformation between Lagrangian and Hamiltonian views of KE*

 *Introducing 0<sup>th</sup> Lagrange and 0<sup>th</sup> Hamilton differential equations of mechanics*

*Introducing 1<sup>st</sup> Lagrange and 1<sup>st</sup> Hamilton differential equations of mechanics*

*Introducing the Poincare' and Legendre contact transformations*

*Geometry of Legendre contact transformation (Preview of Unit 8 relativistic quantum mechanics)*

*Example from thermodynamics*

*Legendre transform: special case of General Contact Transformation (lights, camera, ACTION!)*

*An elementary contact transformation from sophomore physics*

*Algebra-calculus development of "The Volcanoes of Io" and "The Atoms of NIST"*

*Intuitive-geometric development of " " " and " " "*

# Introducing the (partial $\frac{\partial}{\partial}$ ) differential equations of mechanics

Starts out with simple demands for explicit-dependence, “loyalty” or “fealty to the colors”

*Lagrangian and Estrangian*  
have no explicit dependence  
on *momentum*  $\mathbf{p}=\mathbf{M}\cdot\mathbf{v}$

$$\frac{\partial L}{\partial \mathbf{p}_k} \equiv 0 \equiv \frac{\partial E}{\partial \mathbf{p}_k}$$

*Hamiltonian and Estrangian*  
have no explicit dependence  
on *velocity*  $\mathbf{v}=\mathbf{M}^{-1}\cdot\mathbf{p}$

$$\frac{\partial H}{\partial \mathbf{v}_k} \equiv 0 \equiv \frac{\partial E}{\partial \mathbf{v}_k}$$

*Lagrangian and Hamiltonian*  
have no explicit dependence  
on *speedinum*  $\mathbf{V}=\mathbf{M}^{1/2}\cdot\mathbf{v}$

$$\frac{\partial L}{\partial \mathbf{V}_k} \equiv 0 \equiv \frac{\partial H}{\partial \mathbf{V}_k}$$

*Review of partial differential calculus*

*Chain rule and order  $\partial^2\Psi/\partial x\partial y = \partial^2\Psi/\partial y\partial x$  symmetry*

*Scaling transformation between Lagrangian and Hamiltonian views of KE*

*Introducing 0<sup>th</sup> Lagrange and 0<sup>th</sup> Hamilton differential equations of mechanics*

 *Introducing 1<sup>st</sup> Lagrange and 1<sup>st</sup> Hamilton differential equations of mechanics*

*Introducing the Poincare' and Legendre contact transformations*

*Geometry of Legendre contact transformation (Preview of Unit 8 relativistic quantum mechanics)*

*Example from thermodynamics*

*Legendre transform: special case of General Contact Transformation (lights, camera, ACTION!)*

*An elementary contact transformation from sophomore physics*

*Algebra-calculus development of "The Volcanoes of Io" and "The Atoms of NIST"*

*Intuitive-geometric development of " " " and " " "*

# Introducing the (partial $\frac{\partial}{\partial}$ ) differential equations of mechanics

Starts out with simple demands for explicit-dependence, “loyalty” or “fealty to the colors”

**Lagrangian** and **Estrangian** have no explicit dependence on **momentum**  $\mathbf{p}=\mathbf{M}\cdot\mathbf{v}$

$$\frac{\partial L}{\partial \mathbf{p}_k} \equiv 0 \equiv \frac{\partial E}{\partial \mathbf{p}_k}$$

**Hamiltonian** and **Estrangian** have no explicit dependence on **velocity**  $\mathbf{v}=\mathbf{M}^{-1}\cdot\mathbf{p}$

$$\frac{\partial H}{\partial \mathbf{v}_k} \equiv 0 \equiv \frac{\partial E}{\partial \mathbf{v}_k}$$

**Lagrangian** and **Hamiltonian** have no explicit dependence on **speedinim**  $\mathbf{V}=\mathbf{M}^{1/2}\cdot\mathbf{v}$

$$\frac{\partial L}{\partial \mathbf{V}_k} \equiv 0 \equiv \frac{\partial H}{\partial \mathbf{V}_k}$$

Such non-dependencies hold in spite of “under-the-table” matrix and partial-differential connections†

$$\begin{aligned} \nabla_{\mathbf{v}} L &= \frac{\partial L}{\partial \mathbf{v}} = \frac{\partial}{\partial \mathbf{v}} \frac{\mathbf{v}\cdot\mathbf{M}\cdot\mathbf{v}}{2} \\ &= \mathbf{M}\cdot\mathbf{v} = \mathbf{p} \end{aligned}$$

$$\begin{aligned} \nabla_{\mathbf{p}} H &= \mathbf{v} = \frac{\partial H}{\partial \mathbf{p}} = \frac{\partial}{\partial \mathbf{p}} \frac{\mathbf{p}\cdot\mathbf{M}^{-1}\cdot\mathbf{p}}{2} \\ &= \mathbf{M}^{-1}\cdot\mathbf{p} = \mathbf{v} \end{aligned}$$

*Estrangian is neglected for now.  
(It is related to dual ellipse geometry  
in Lecture 7 p. 71-79 and 80-85)*

$$\begin{pmatrix} \frac{\partial L}{\partial v_1} \\ \frac{\partial L}{\partial v_2} \end{pmatrix} = \begin{pmatrix} m_1 & 0 \\ 0 & m_2 \end{pmatrix} \begin{pmatrix} v_1 \\ v_2 \end{pmatrix} = \begin{pmatrix} p_1 \\ p_2 \end{pmatrix}$$

Lagrange’s 1<sup>st</sup> equation(s)

$$\frac{\partial L}{\partial v_k} = p_k \quad \text{or:} \quad \frac{\partial L}{\partial \mathbf{v}} = \mathbf{p}$$

$$\begin{pmatrix} \frac{\partial H}{\partial p_1} \\ \frac{\partial H}{\partial p_2} \end{pmatrix} = \begin{pmatrix} m_1^{-1} & 0 \\ 0 & m_2^{-1} \end{pmatrix} \begin{pmatrix} p_1 \\ p_2 \end{pmatrix} = \begin{pmatrix} v_1 \\ v_2 \end{pmatrix}$$

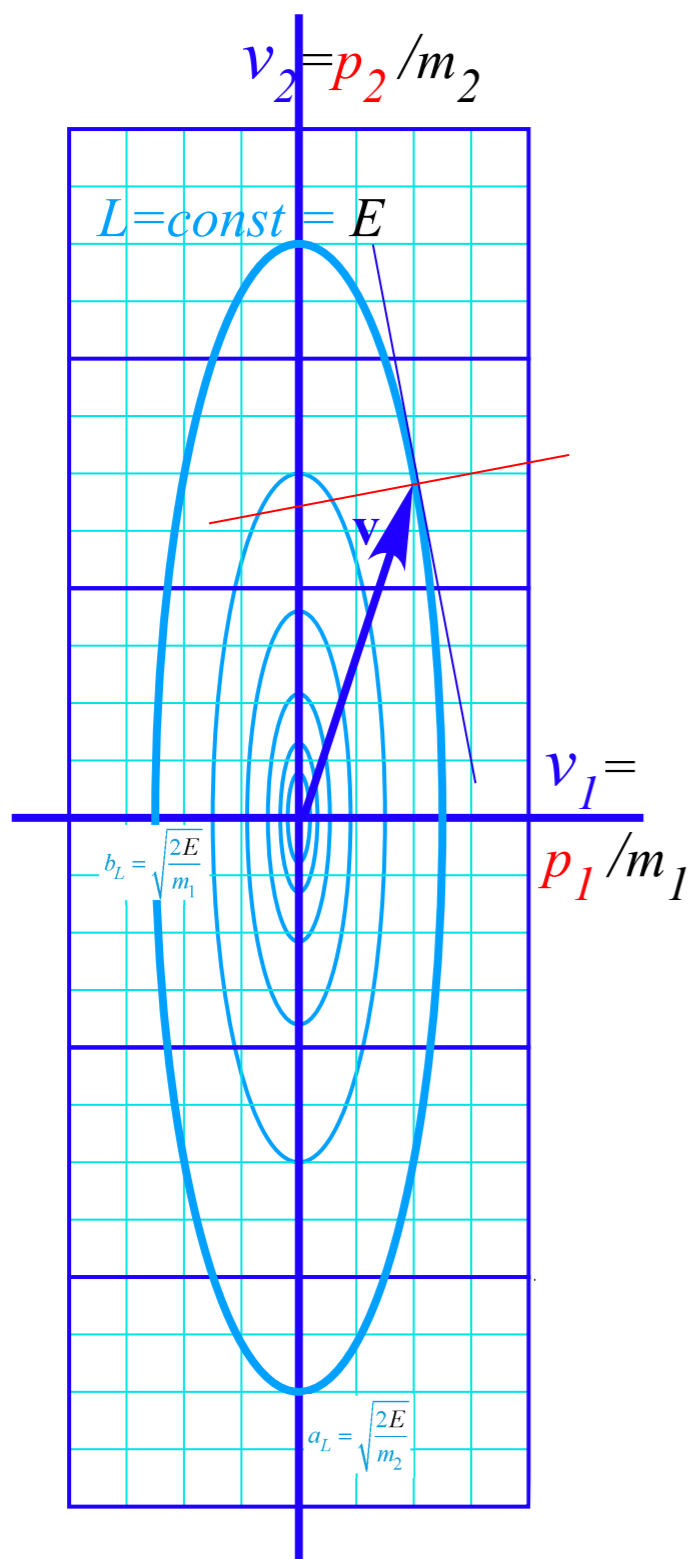
Hamilton’s 1<sup>st</sup> equation(s)

$$\frac{\partial H}{\partial p_k} = v_k \quad \text{or:} \quad \frac{\partial H}{\partial \mathbf{p}} = \mathbf{v}$$

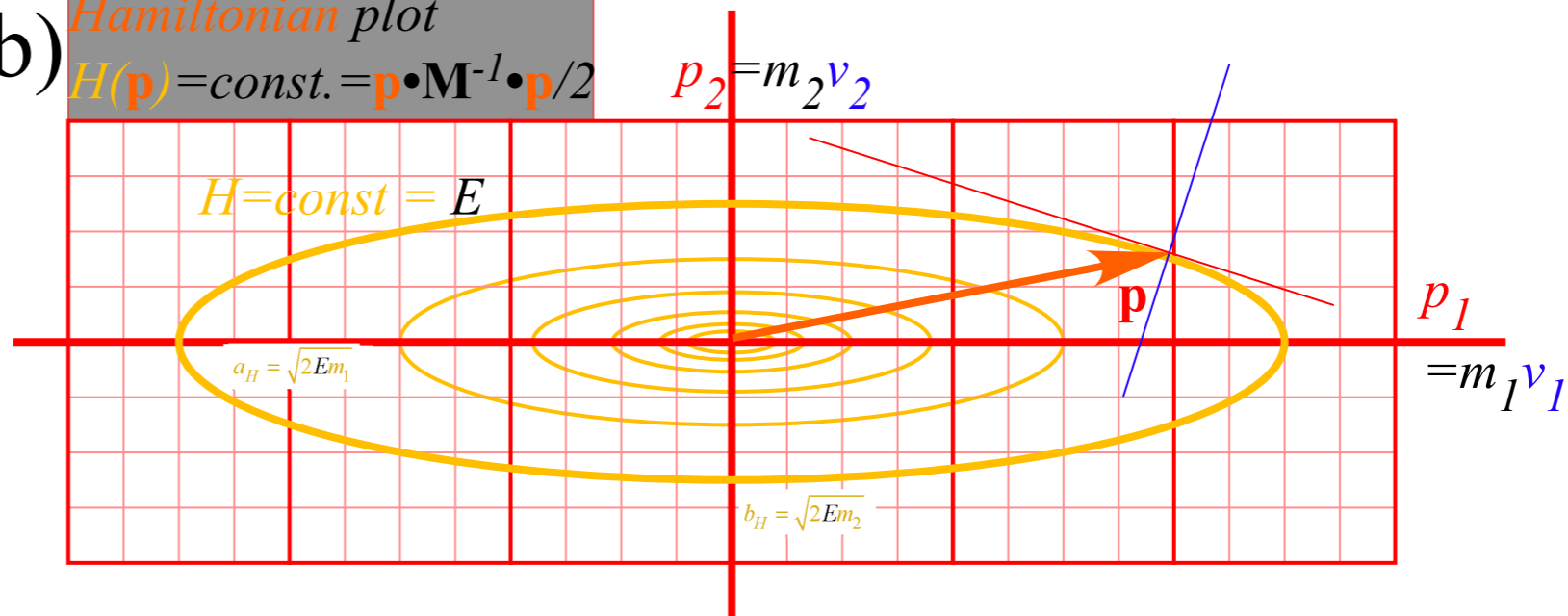
†non-dependency due to stationary-value effects as shown on p. 28-31

Unit 1  
Fig. 12.2

(a) *Lagrangian plot*  
 $L(\mathbf{v}) = \text{const.} = \mathbf{v} \cdot \mathbf{M} \cdot \mathbf{v} / 2$

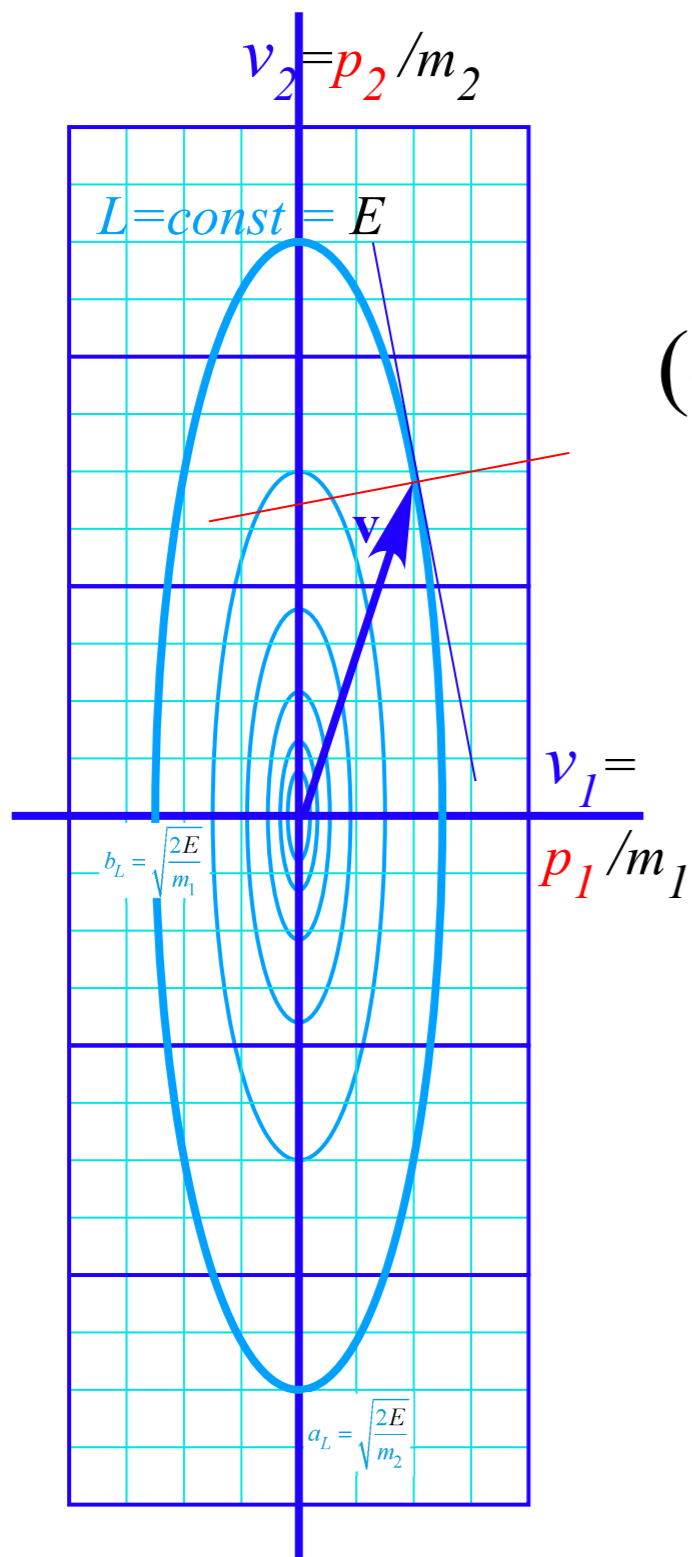


(b) *Hamiltonian plot*  
 $H(\mathbf{p}) = \text{const.} = \mathbf{p} \cdot \mathbf{M}^{-1} \cdot \mathbf{p} / 2$

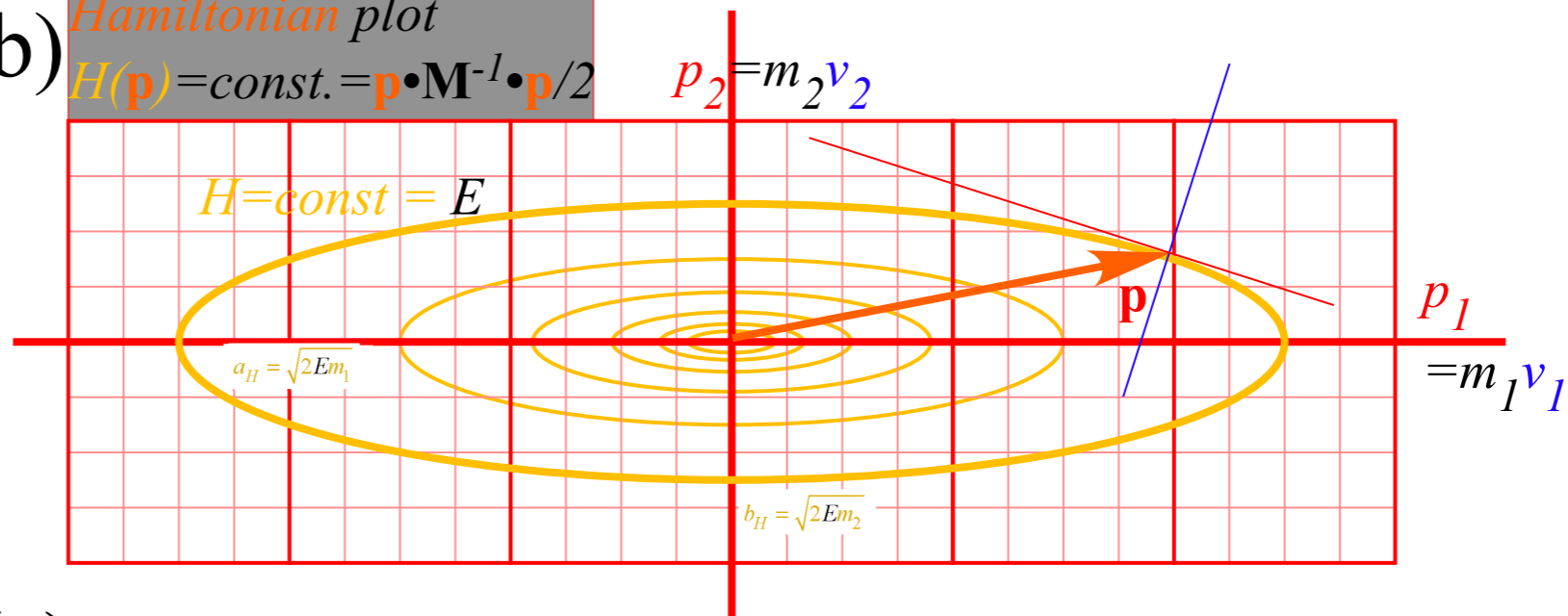


Unit 1  
Fig. 12.2

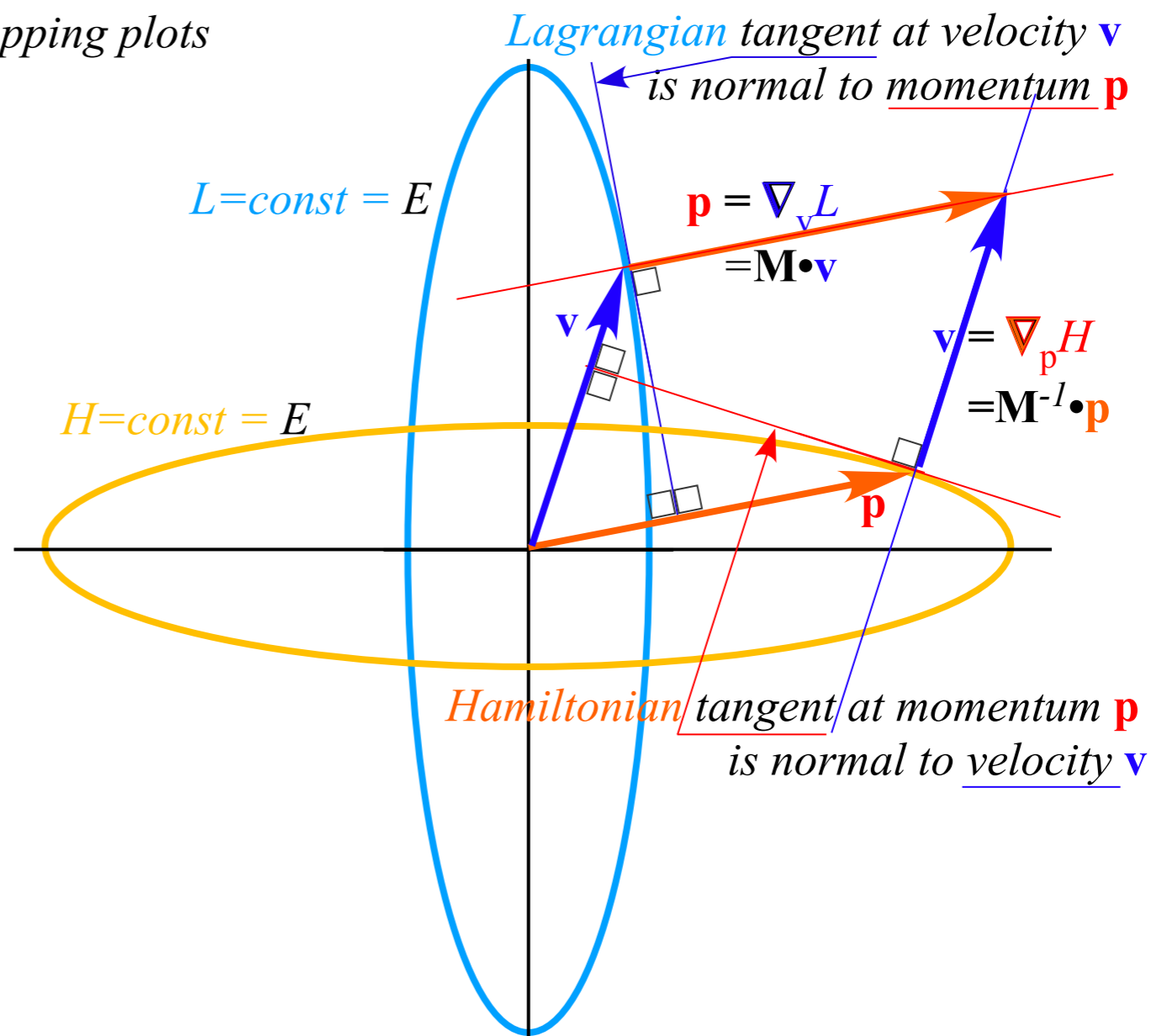
(a) *Lagrangian plot*  
 $L(\mathbf{v}) = \text{const.} = \mathbf{v} \cdot \mathbf{M} \cdot \mathbf{v} / 2$



(b) *Hamiltonian plot*  
 $H(\mathbf{p}) = \text{const.} = \mathbf{p} \cdot \mathbf{M}^{-1} \cdot \mathbf{p} / 2$



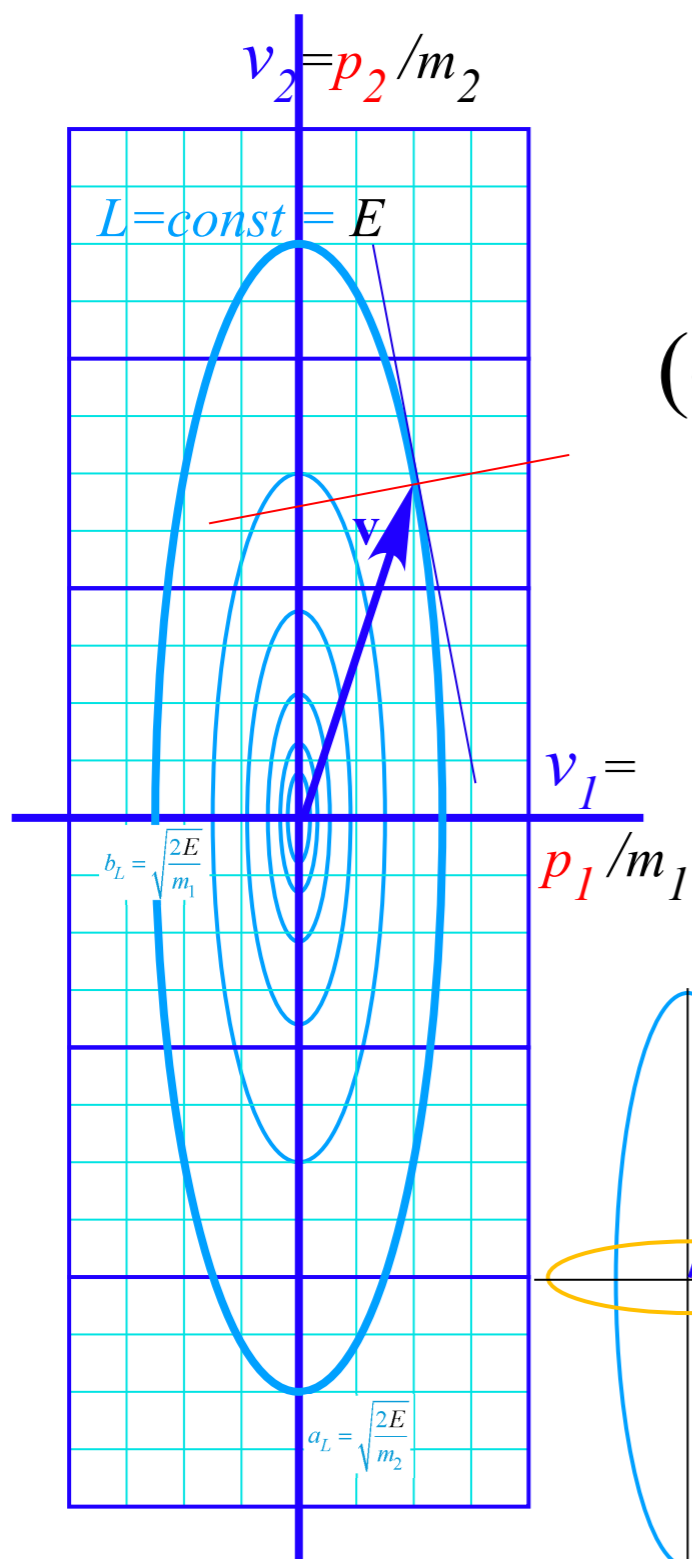
(c) *Overlapping plots*



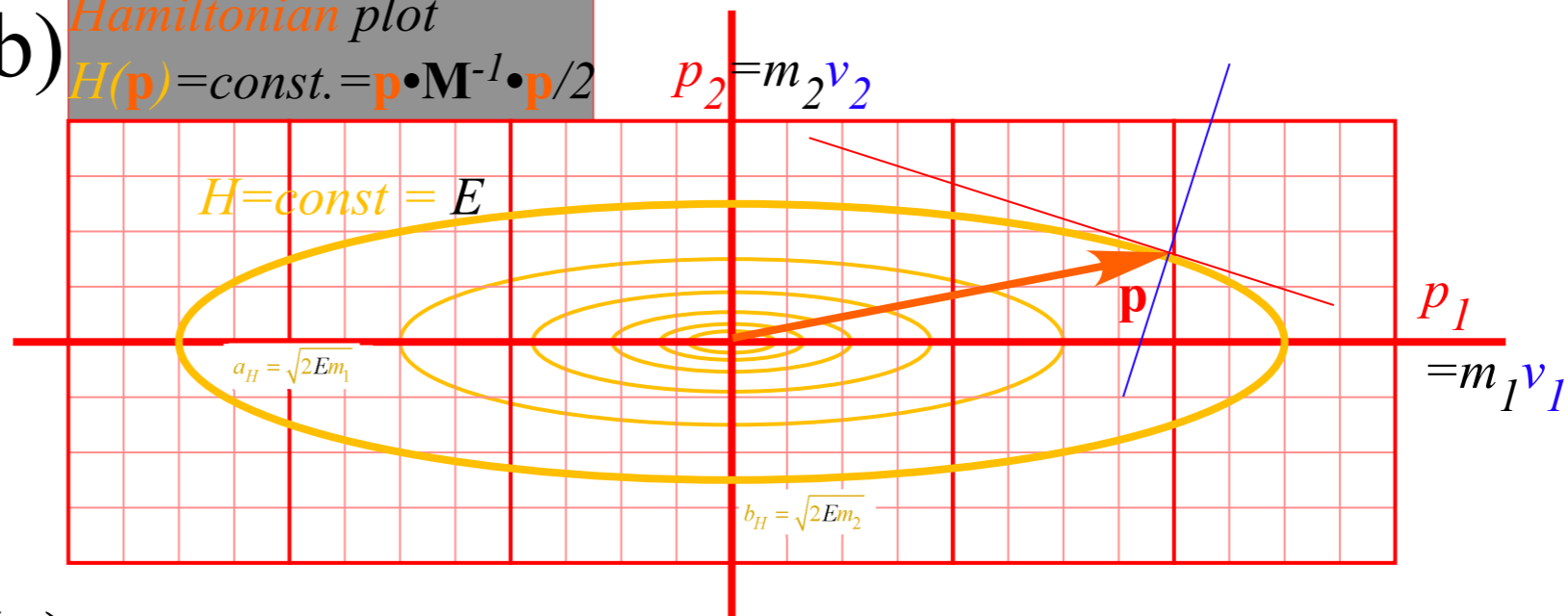


Unit 1  
Fig. 12.2

(a) *Lagrangian plot*  
 $L(\mathbf{v}) = \text{const.} = \mathbf{v} \cdot \mathbf{M} \cdot \mathbf{v} / 2$



(b) *Hamiltonian plot*  
 $H(\mathbf{p}) = \text{const.} = \mathbf{p} \cdot \mathbf{M}^{-1} \cdot \mathbf{p} / 2$



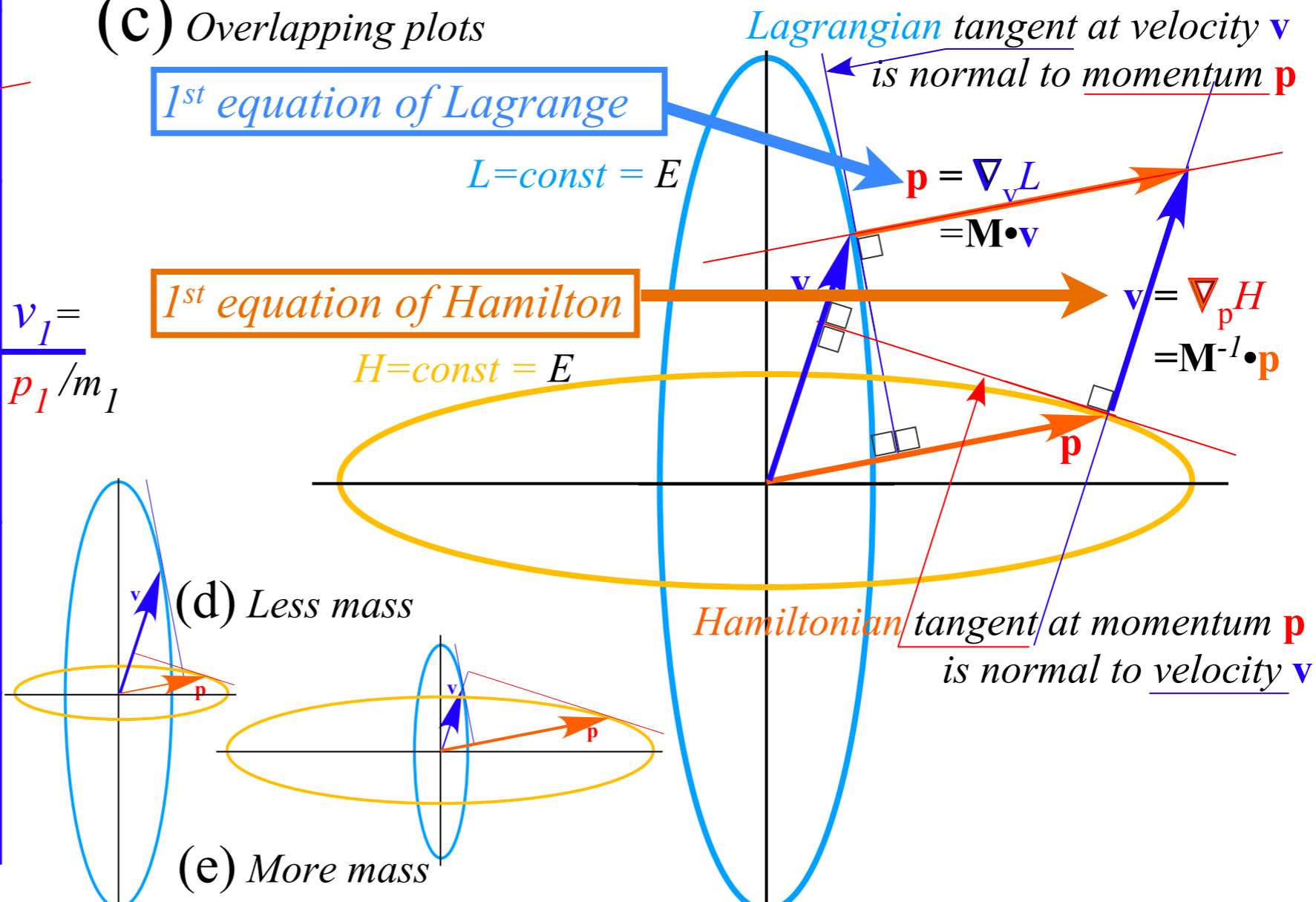
(c) *Overlapping plots*

1<sup>st</sup> equation of Lagrange

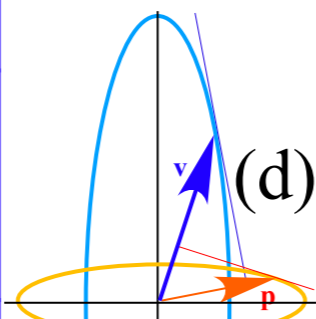
$$L = \text{const.} = E$$

1<sup>st</sup> equation of Hamilton

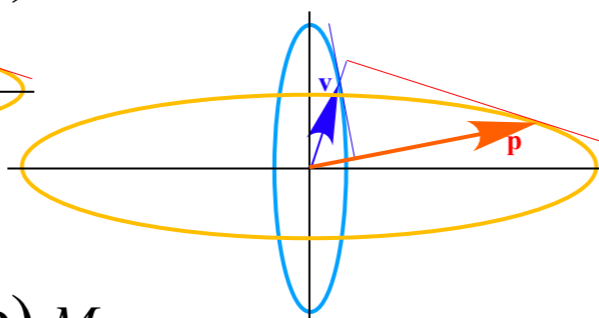
$$H = \text{const.} = E$$



(d) *Less mass*



(e) *More mass*



*Review of partial differential calculus*

*Chain rule and order  $\partial^2\Psi/\partial x\partial y = \partial^2\Psi/\partial y\partial x$  symmetry*

*Scaling transformation between Lagrangian and Hamiltonian views of KE*

*Introducing 0<sup>th</sup> Lagrange and 0<sup>th</sup> Hamilton differential equations of mechanics*

*Introducing 1<sup>st</sup> Lagrange and 1<sup>st</sup> Hamilton differential equations of mechanics*

 *Introducing the Poincare' and Legendre contact transformations*

*Geometry of Legendre contact transformation (Preview of Unit 8 relativistic quantum mechanics)*

*Example from thermodynamics*

*Legendre transform: special case of General Contact Transformation (lights, camera, ACTION!)*

*An elementary contact transformation from sophomore physics*

*Algebra-calculus development of "The Volcanoes of Io" and "The Atoms of NIST"*

*Intuitive-geometric development of " " " and " " "*

## *Introducing the Poincare' and Legendre contact transformations*

*Given matrix relation:  $\mathbf{p}=\mathbf{M}\cdot\mathbf{v}$  or its inverse:  $\mathbf{v}=\mathbf{M}^{-1}\cdot\mathbf{p}$  you might be tempted to rewrite*

*Q-forms  $L(\mathbf{v}..)=(1/2)\mathbf{v}\cdot\mathbf{M}\cdot\mathbf{v}$  or  $H(\mathbf{p}..)=(1/2)\mathbf{p}\cdot\mathbf{M}^{-1}\cdot\mathbf{p}$  to be  $H=(1/2)\mathbf{p}\cdot\mathbf{v}$  or equivalently  $L=(1/2)\mathbf{v}\cdot\mathbf{p}$ .*

# *Introducing the Poincare' and Legendre contact transformations*

*Given matrix relation:  $\mathbf{p}=\mathbf{M}\cdot\mathbf{v}$  or its inverse:  $\mathbf{v}=\mathbf{M}^{-1}\cdot\mathbf{p}$  you might be tempted to rewrite*

*Q-forms  $L(\mathbf{v}..)=(1/2)\mathbf{v}\cdot\mathbf{M}\cdot\mathbf{v}$  or  $H(\mathbf{p}..)=(1/2)\mathbf{p}\cdot\mathbf{M}^{-1}\cdot\mathbf{p}$  to be  $H=(1/2)\mathbf{p}\cdot\mathbf{v}$  or equivalently  $L=(1/2)\mathbf{v}\cdot\mathbf{p}$ .*

*Numerically-CORRECT, but Differentially-WRONG!*

# *Introducing the Poincare' and Legendre contact transformations*

*Given matrix relation:  $\mathbf{p}=\mathbf{M}\cdot\mathbf{v}$  or its inverse:  $\mathbf{v}=\mathbf{M}^{-1}\cdot\mathbf{p}$  you might be tempted to rewrite*

*Q-forms  $L(\mathbf{v}..)=(1/2)\mathbf{v}\cdot\mathbf{M}\cdot\mathbf{v}$  or  $H(\mathbf{p}..)=(1/2)\mathbf{p}\cdot\mathbf{M}^{-1}\cdot\mathbf{p}$  to be  $H=(1/2)\mathbf{p}\cdot\mathbf{v}$  or equivalently  $L=(1/2)\mathbf{v}\cdot\mathbf{p}$ .*

*Numerically-CORRECT, but Differentially-WRONG! (In classical physics  $\mathbf{p}\cdot\mathbf{v}$  and  $\mathbf{v}\cdot\mathbf{p}$  are identical)*

*Instead try:  $H(\mathbf{p}..)=\mathbf{p}\cdot\mathbf{v}-(1/2)\mathbf{v}\cdot\mathbf{p}=\mathbf{p}\cdot\mathbf{v}-L(\mathbf{v}..)$  or else:  $L(\mathbf{v}..)=\mathbf{p}\cdot\mathbf{v}-H(\mathbf{p}..)$*

# *Introducing the Poincare' and Legendre contact transformations*

Given matrix relation:  $\mathbf{p}=\mathbf{M}\cdot\mathbf{v}$  or its inverse:  $\mathbf{v}=\mathbf{M}^{-1}\cdot\mathbf{p}$  you might be tempted to rewrite

Q-forms  $L(\mathbf{v}..)=\frac{1}{2}\mathbf{v}\cdot\mathbf{M}\cdot\mathbf{v}$  or  $H(\mathbf{p}..)=\frac{1}{2}\mathbf{p}\cdot\mathbf{M}^{-1}\cdot\mathbf{p}$  to be  $H=\frac{1}{2}\mathbf{p}\cdot\mathbf{v}$  or equivalently  $L=\frac{1}{2}\mathbf{v}\cdot\mathbf{p}$ .

*Numerically-CORRECT, but Differentially-WRONG!*

Instead try:  $H(\mathbf{p}..)=\mathbf{p}\cdot\mathbf{v}-\frac{1}{2}\mathbf{v}\cdot\mathbf{p}=\mathbf{p}\cdot\mathbf{v}-L(\mathbf{v}..)$  or else:  $L(\mathbf{v}..)=\mathbf{p}\cdot\mathbf{v}-H(\mathbf{p}..)$

*That is ... the Legendre contact transformation*

$$L(\mathbf{v}) = \mathbf{p} \cdot \mathbf{v} - H(\mathbf{p}) \quad \text{or:} \quad H(\mathbf{p}) = \mathbf{p} \cdot \mathbf{v} - L(\mathbf{v})$$

# Introducing the Poincare' and Legendre contact transformations

Given matrix relation:  $\mathbf{p}=\mathbf{M}\cdot\mathbf{v}$  or its inverse:  $\mathbf{v}=\mathbf{M}^{-1}\cdot\mathbf{p}$  you might be tempted to rewrite

Q-forms  $L(\mathbf{v}..)=\frac{1}{2}\mathbf{v}\cdot\mathbf{M}\cdot\mathbf{v}$  or  $H(\mathbf{p}..)=\frac{1}{2}\mathbf{p}\cdot\mathbf{M}^{-1}\cdot\mathbf{p}$  to be  $H=\frac{1}{2}\mathbf{p}\cdot\mathbf{v}$  or equivalently  $L=\frac{1}{2}\mathbf{v}\cdot\mathbf{p}$ .

Numerically-CORRECT, but Differentially-WRONG!

Instead try:  $H(\mathbf{p}..)=\mathbf{p}\cdot\mathbf{v}-\frac{1}{2}\mathbf{v}\cdot\mathbf{p}=\mathbf{p}\cdot\mathbf{v}-L(\mathbf{v}..)$  or else:  $L(\mathbf{v}..)=\mathbf{p}\cdot\mathbf{v}-H(\mathbf{p}..)$

That is ... the Legendre contact transformation

$$L(\mathbf{v}) = \mathbf{p} \cdot \mathbf{v} - H(\mathbf{p}) \quad \text{or:} \quad H(\mathbf{p}) = \mathbf{p} \cdot \mathbf{v} - L(\mathbf{v})$$

Now explicit dependency (non)-relations give the right derivatives

$$\begin{aligned} \frac{\partial L(\mathbf{v})}{\partial \mathbf{p}} &= \frac{\partial}{\partial \mathbf{p}} \mathbf{p} \cdot \mathbf{v} - \frac{\partial H(\mathbf{p})}{\partial \mathbf{p}} & \frac{\partial H(\mathbf{p})}{\partial \mathbf{v}} &= \frac{\partial}{\partial \mathbf{v}} \mathbf{p} \cdot \mathbf{v} - \frac{\partial L(\mathbf{v})}{\partial \mathbf{v}} \\ 0 &= \mathbf{v} - \frac{\partial H(\mathbf{p})}{\partial \mathbf{p}} & 0 &= \mathbf{p} - \frac{\partial L(\mathbf{v})}{\partial \mathbf{v}} \end{aligned}$$

# Introducing the Poincare' and Legendre contact transformations

Given matrix relation:  $\mathbf{p}=\mathbf{M}\cdot\mathbf{v}$  or its inverse:  $\mathbf{v}=\mathbf{M}^{-1}\cdot\mathbf{p}$  you might be tempted to rewrite

Q-forms  $L(\mathbf{v}..)=\frac{1}{2}\mathbf{v}\cdot\mathbf{M}\cdot\mathbf{v}$  or  $H(\mathbf{p}..)=\frac{1}{2}\mathbf{p}\cdot\mathbf{M}^{-1}\cdot\mathbf{p}$  to be  $H=\frac{1}{2}\mathbf{p}\cdot\mathbf{v}$  or equivalently  $L=\frac{1}{2}\mathbf{v}\cdot\mathbf{p}$ .

Numerically-CORRECT, but Differentially-WRONG!

Instead try:  $H(\mathbf{p}..)=\mathbf{p}\cdot\mathbf{v}-\frac{1}{2}\mathbf{v}\cdot\mathbf{p}=\mathbf{p}\cdot\mathbf{v}-L(\mathbf{v}..)$  or else:  $L(\mathbf{v}..)=\mathbf{p}\cdot\mathbf{v}-H(\mathbf{p}..)$

That is ... the Legendre contact transformation

$$L(\mathbf{v}) = \mathbf{p} \cdot \mathbf{v} - H(\mathbf{p}) \quad \text{or:} \quad H(\mathbf{p}) = \mathbf{p} \cdot \mathbf{v} - L(\mathbf{v})$$

Now explicit dependency (non)-relations give the right derivatives

$$\begin{aligned} \frac{\partial L(\mathbf{v})}{\partial \mathbf{p}} &= \frac{\partial}{\partial \mathbf{p}} \mathbf{p} \cdot \mathbf{v} - \frac{\partial H(\mathbf{p})}{\partial \mathbf{p}} & \frac{\partial H(\mathbf{p})}{\partial \mathbf{v}} &= \frac{\partial}{\partial \mathbf{v}} \mathbf{p} \cdot \mathbf{v} - \frac{\partial L(\mathbf{v})}{\partial \mathbf{v}} \\ 0 &= \mathbf{v} - \frac{\partial H(\mathbf{p})}{\partial \mathbf{p}} & 0 &= \mathbf{p} - \frac{\partial L(\mathbf{v})}{\partial \mathbf{v}} \end{aligned}$$

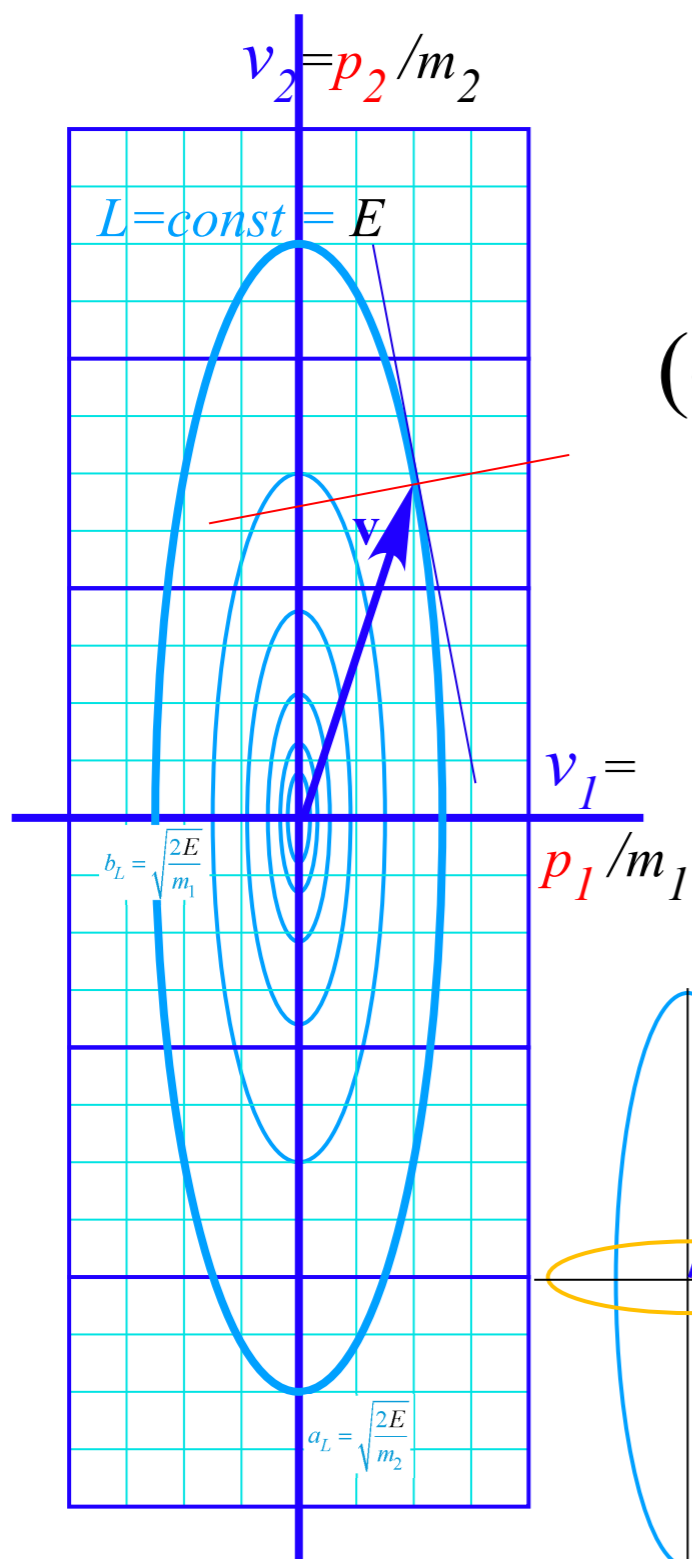
That is *Hamilton's 1<sup>st</sup> equation(s)* and *Lagrange's 1<sup>st</sup> equation(s)*

$$\mathbf{v} = \frac{\partial H(\mathbf{p})}{\partial \mathbf{p}} \quad \mathbf{p} = \frac{\partial L(\mathbf{v})}{\partial \mathbf{v}}$$

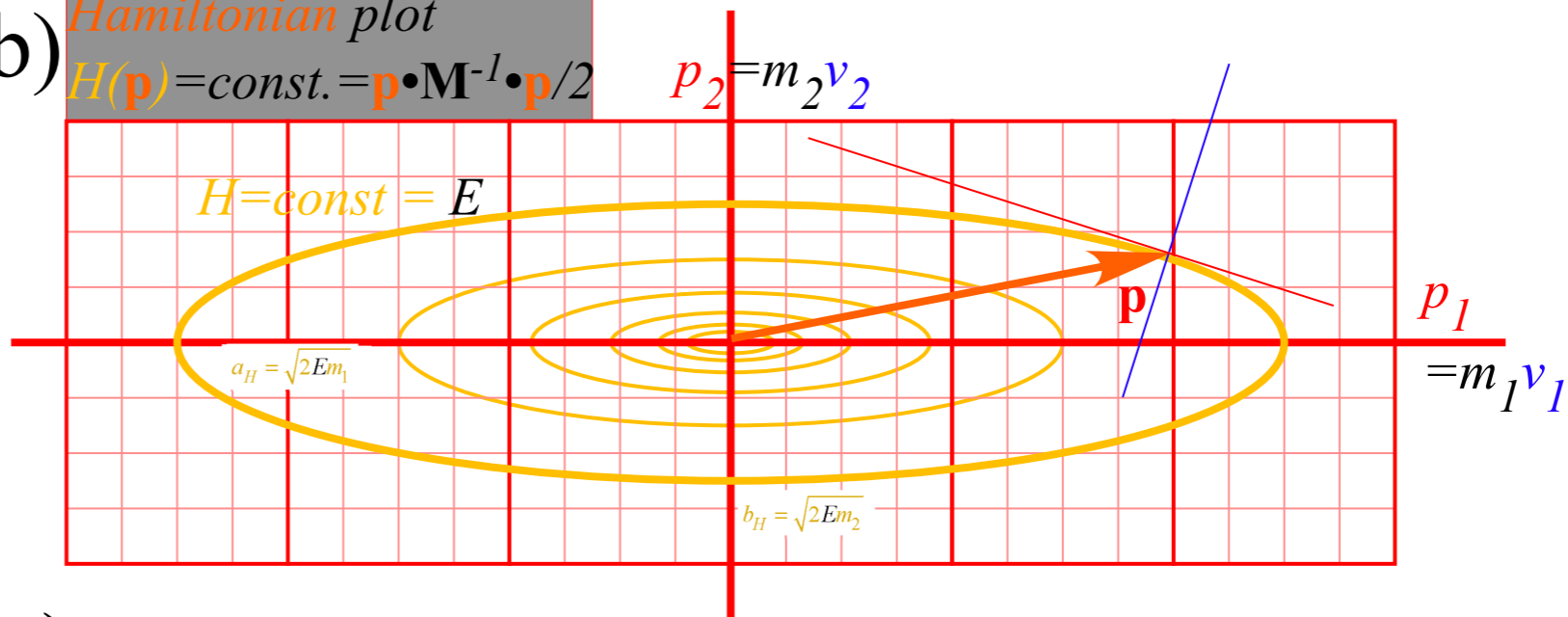


Unit 1  
Fig. 12.2

(a) *Lagrangian plot*  
 $L(\mathbf{v}) = \text{const.} = \mathbf{v} \cdot \mathbf{M} \cdot \mathbf{v} / 2$



(b) *Hamiltonian plot*  
 $H(\mathbf{p}) = \text{const.} = \mathbf{p} \cdot \mathbf{M}^{-1} \cdot \mathbf{p} / 2$



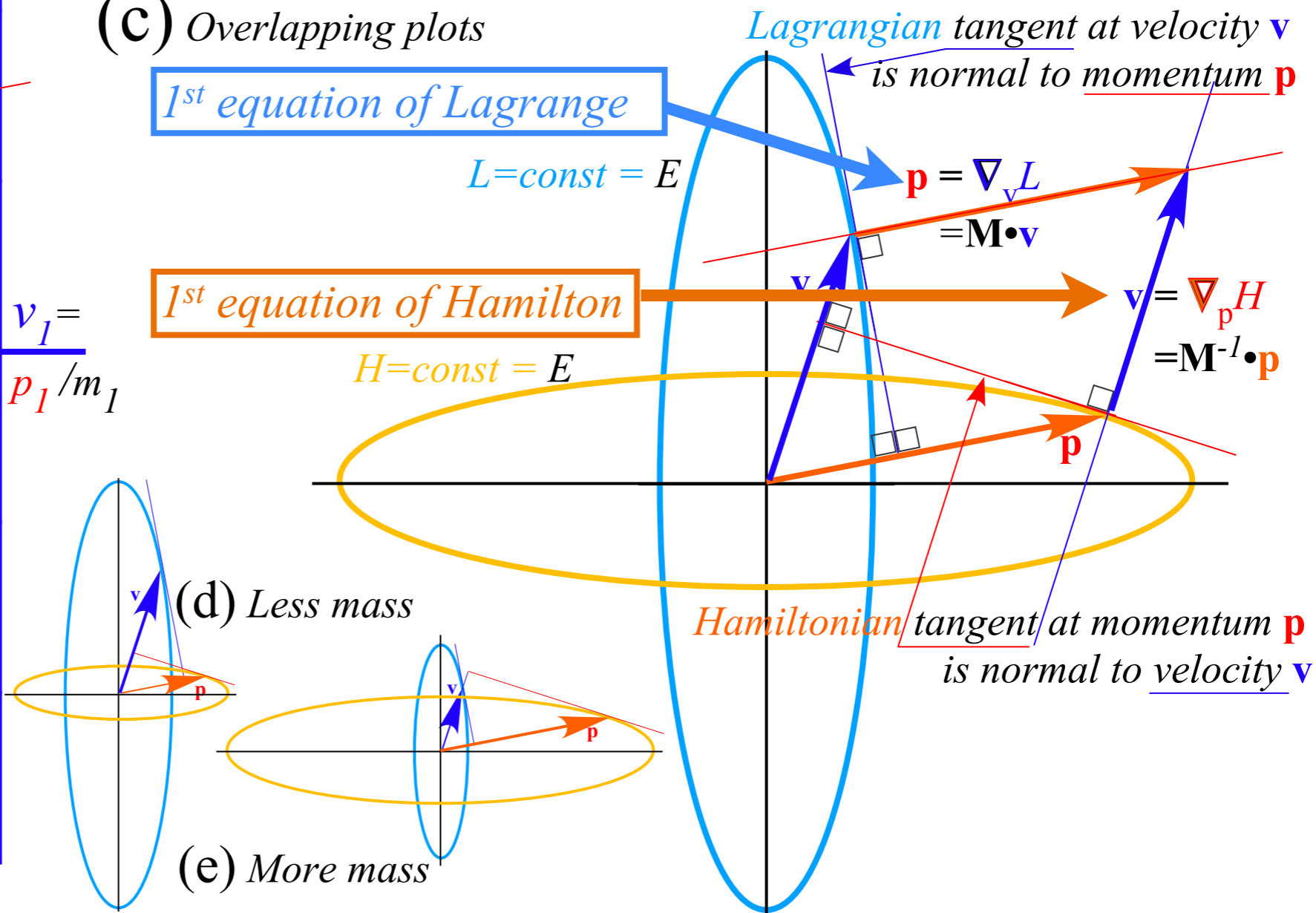
(c) *Overlapping plots*

1<sup>st</sup> equation of Lagrange

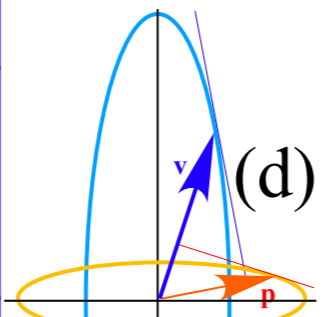
$$L = \text{const} = E$$

1<sup>st</sup> equation of Hamilton

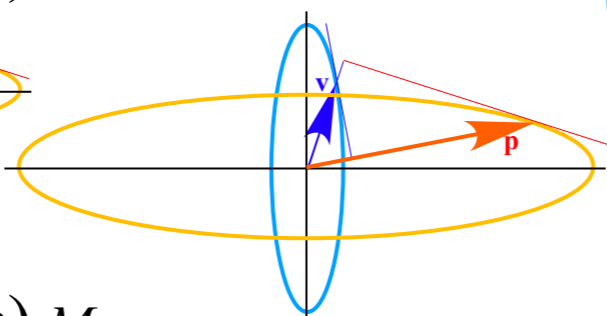
$$H = \text{const} = E$$



(d) *Less mass*



(e) *More mass*



*Review of partial differential calculus*

*Chain rule and order  $\partial^2\Psi/\partial x\partial y = \partial^2\Psi/\partial y\partial x$  symmetry*

*Scaling transformation between Lagrangian and Hamiltonian views of KE*

*Introducing 0<sup>th</sup> Lagrange and 0<sup>th</sup> Hamilton differential equations of mechanics*

*Introducing 1<sup>st</sup> Lagrange and 1<sup>st</sup> Hamilton differential equations of mechanics*

*Introducing the Poincare' and Legendre contact transformations*

 *Geometry of Legendre contact transformation (Preview of Unit 8 relativistic quantum mechanics)*

*Example from thermodynamics*

*Legendre transform: special case of General Contact Transformation (lights, camera, ACTION!)*

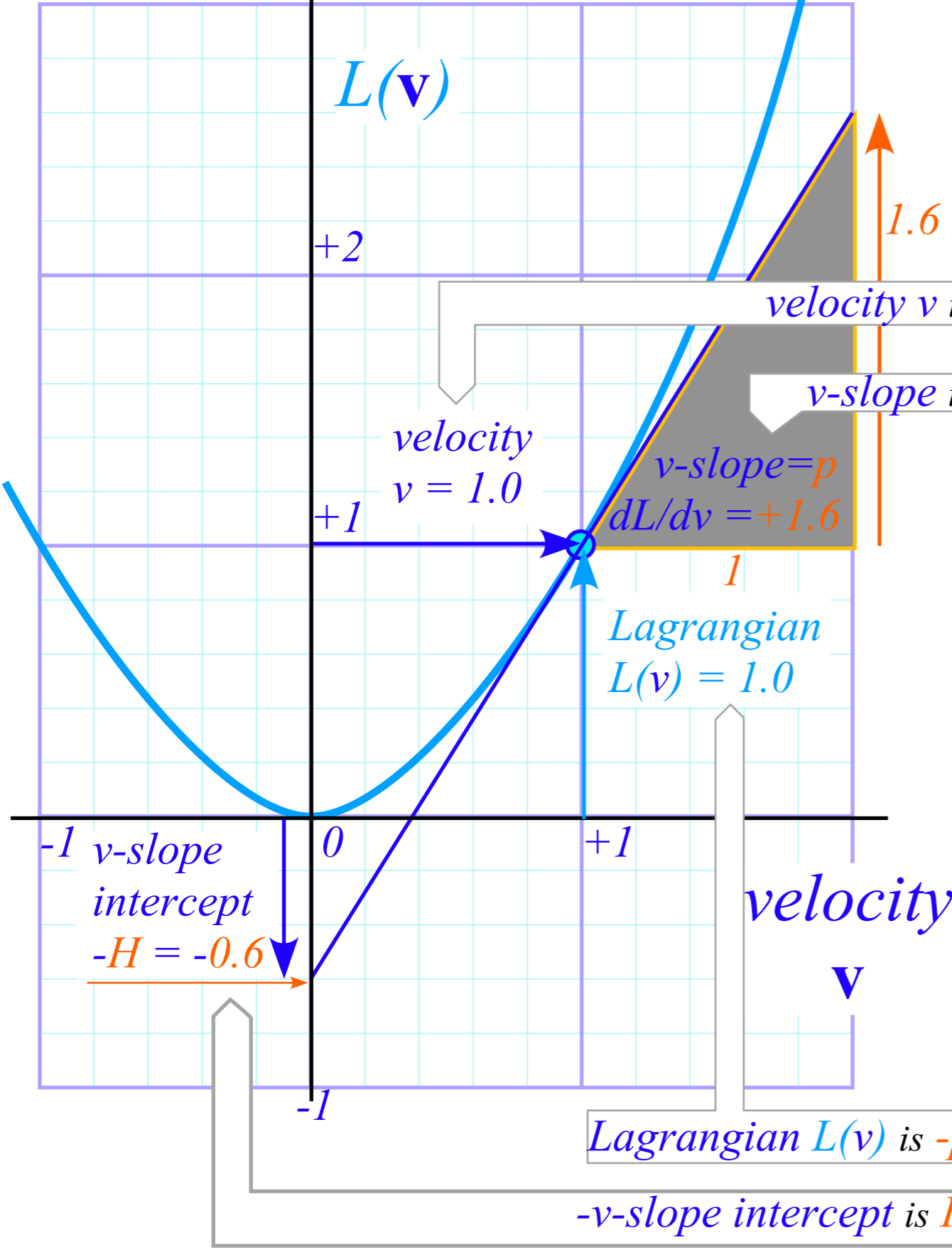
*An elementary contact transformation from sophomore physics*

*Algebra-calculus development of "The Volcanoes of Io" and "The Atoms of NIST"*

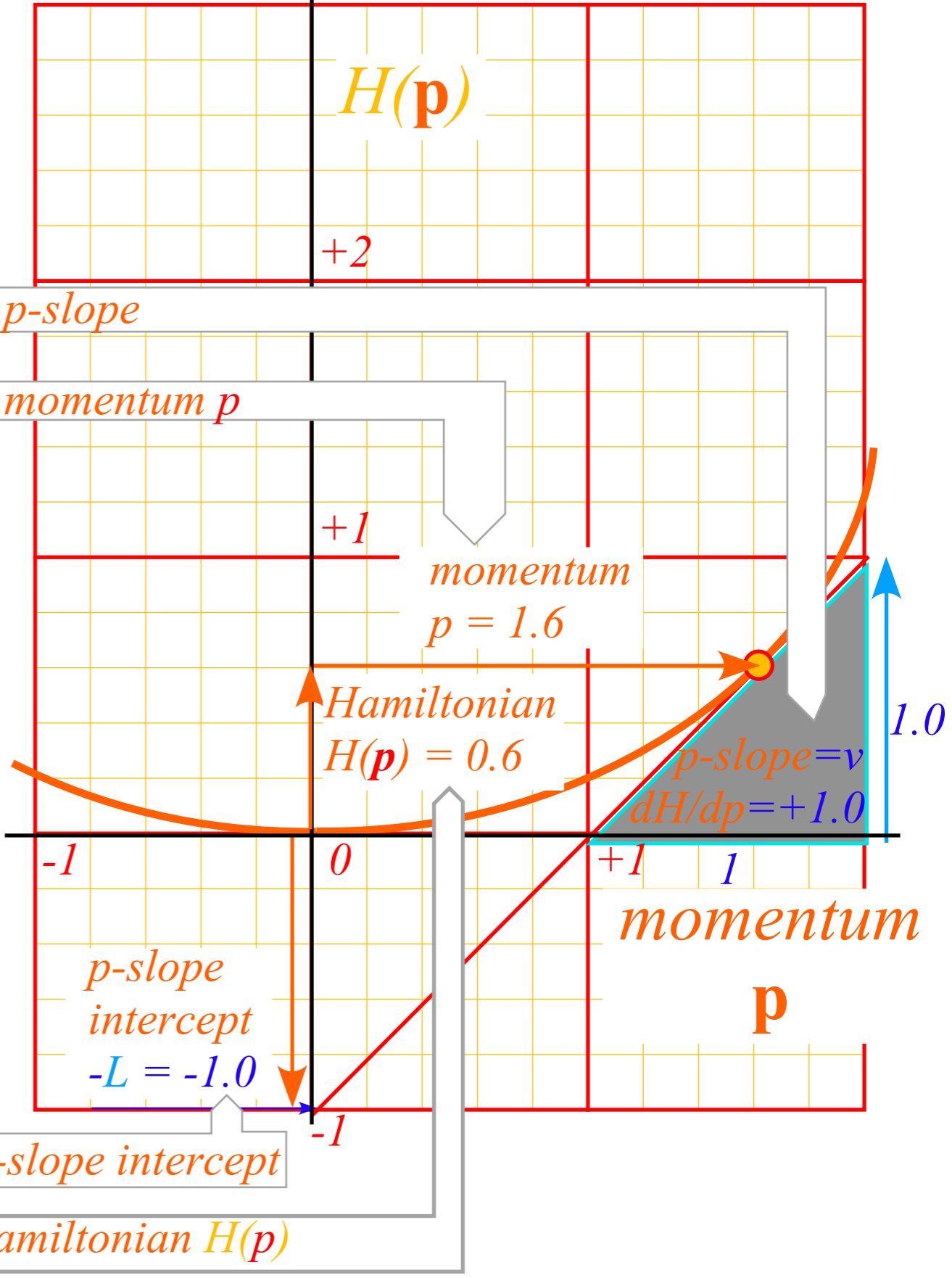
*Intuitive-geometric development of " " " and " " "*

Unit 1  
Fig. 12.3

(a) *Lagrangian plot*  
 $L(\mathbf{v}) = \mathbf{v} \cdot \mathbf{p} - H(\mathbf{p})$



(b) *Hamiltonian plot*  
 $H(\mathbf{p}) = \mathbf{p} \cdot \mathbf{v} - L(\mathbf{v})$

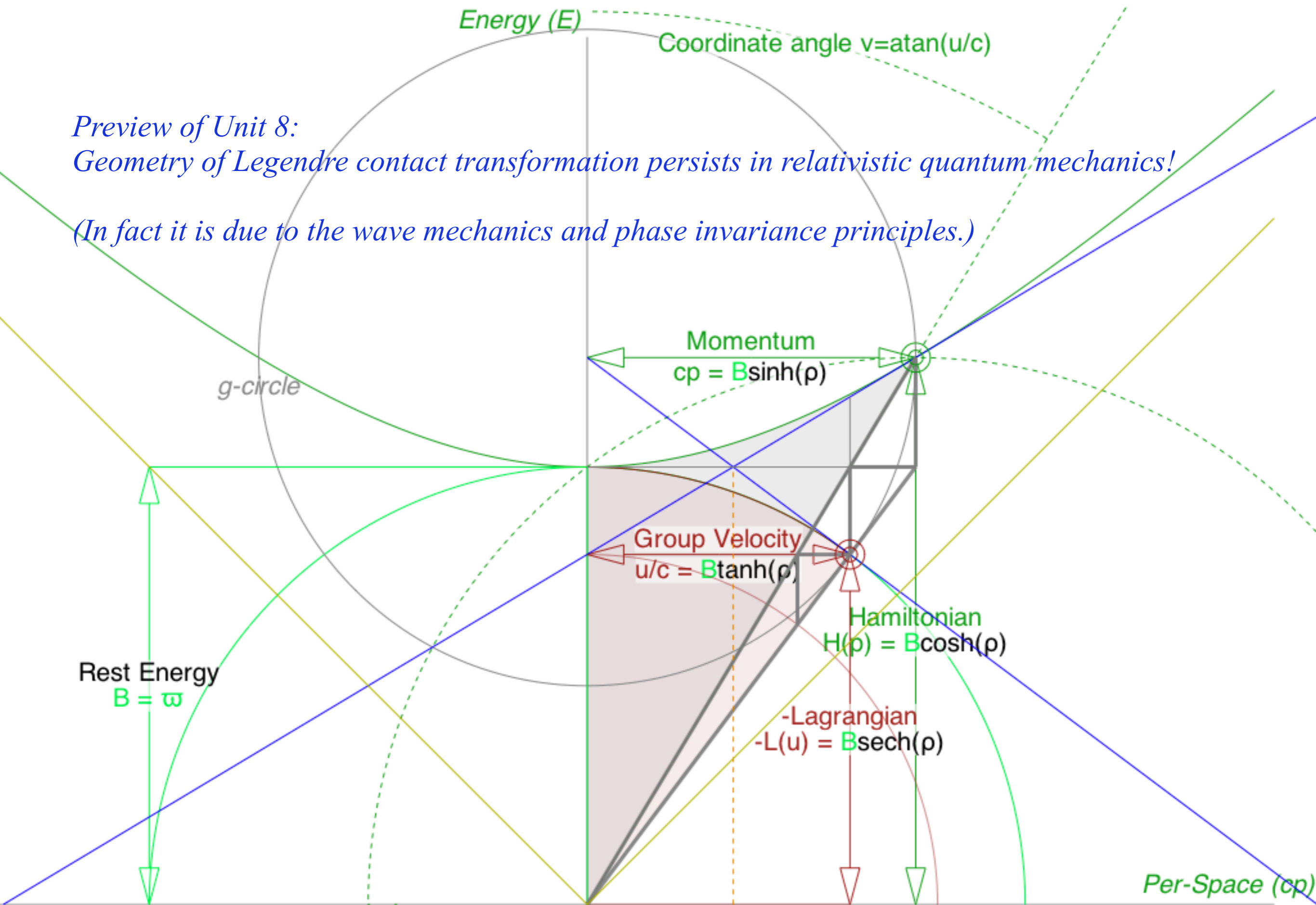


*Lagrangian  $L(v)$  is  $-p$ -slope intercept*  
 *$-v$ -slope intercept is Hamiltonian  $H(p)$*

Preview of Unit 8:

*Geometry of Legendre contact transformation persists in relativistic quantum mechanics!*

*(In fact it is due to the wave mechanics and phase invariance principles.)*

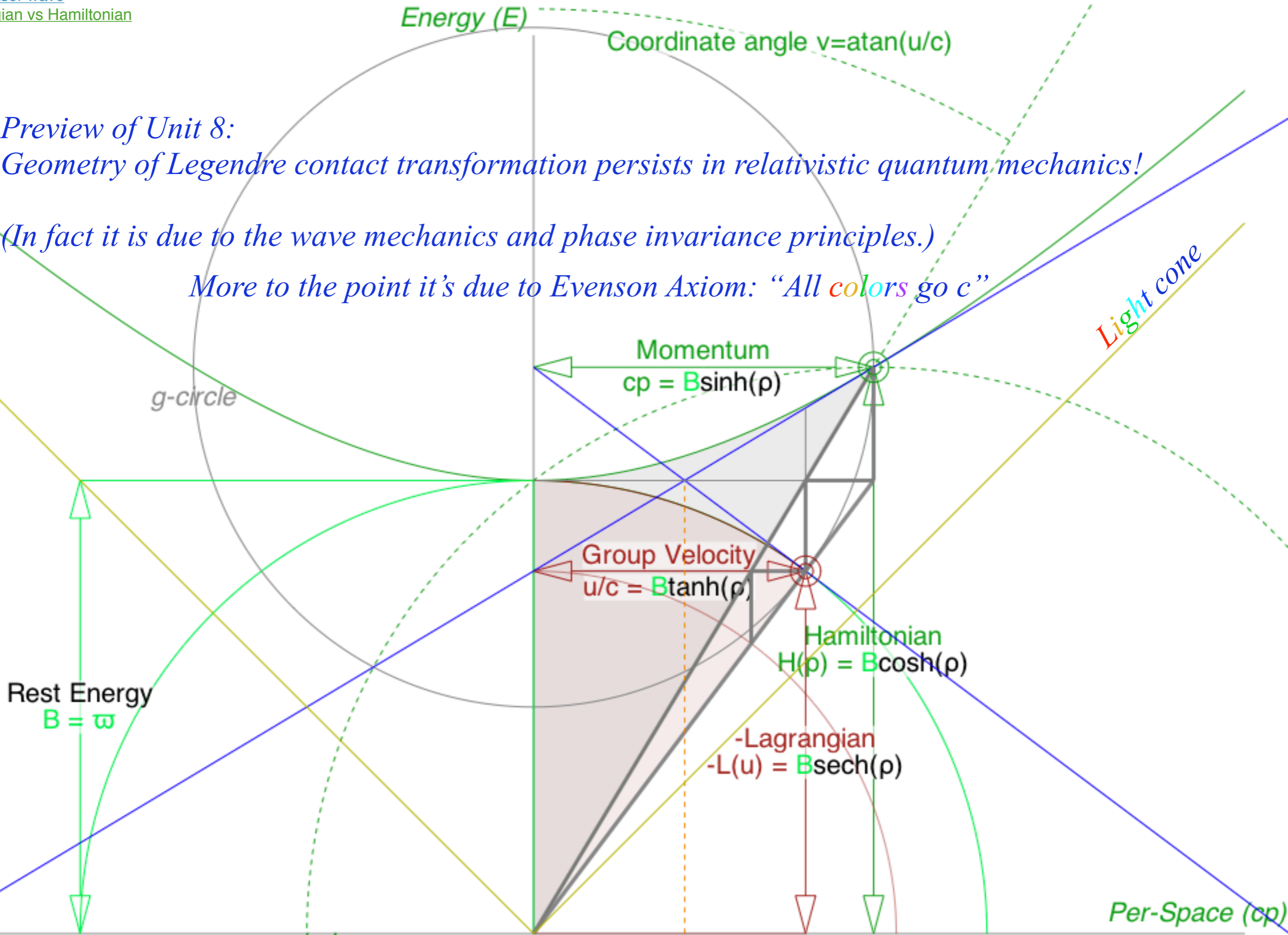


*Preview of Unit 8:*

*Geometry of Legendre contact transformation persists in relativistic quantum mechanics!*

*(In fact it is due to the wave mechanics and phase invariance principles.)*

*More to the point it's due to Evenson Axiom: “All colors go c”*



# How Legendre contact transformations work... (to make $\frac{\partial H}{\partial v} = 0$ or $\frac{\partial L}{\partial p} = 0$ )

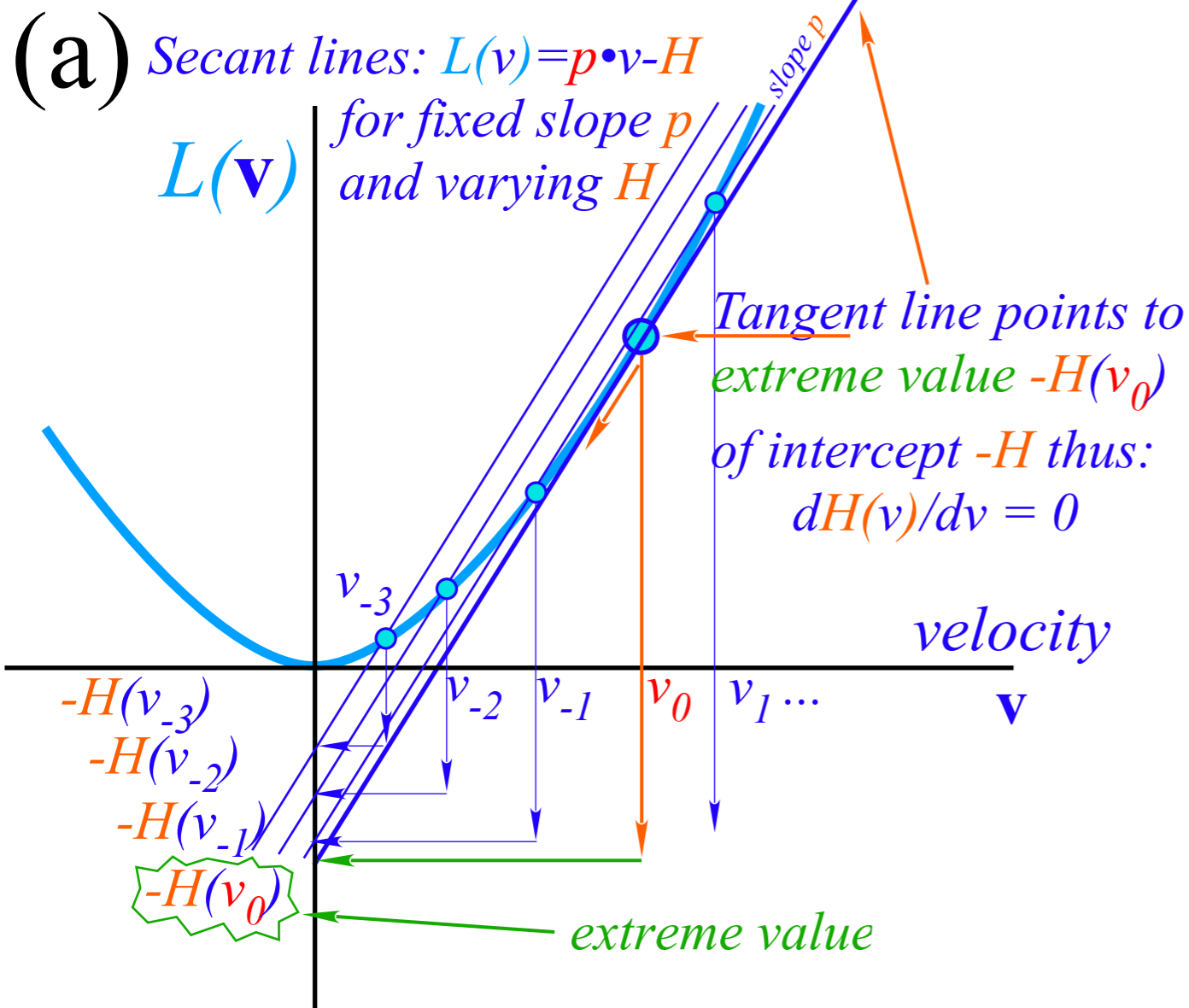
Secant lines  $L(v) = p \cdot v - H$  of fixed slope  $p = \frac{\partial L}{\partial v}$   
and decreasing intercept  $-H(v_{-2}) > -H(v_{-1}) > \dots$

for increasing velocity  $v_{-2} > v_{-1} > \dots > v_0$

lead to unique tangent to  $L(v)$ -curve at the  
tangent contact point  $v = v_0$  that has max  $H(p, v_0)$

Thus  $\frac{\partial H}{\partial v} = 0$

Unit 1  
Fig. 12.4

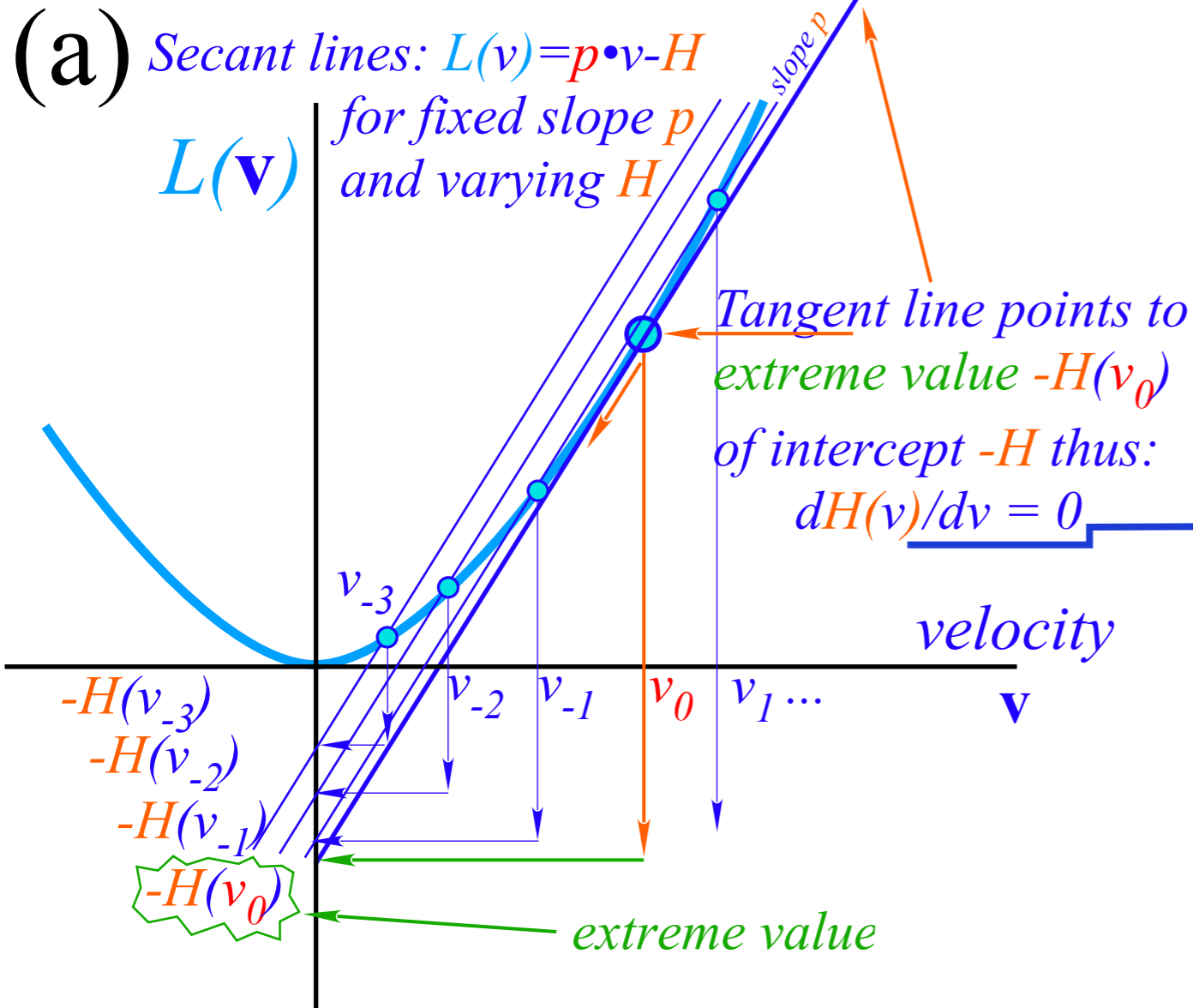




# How Legendre contact transformations work... (to make $\frac{\partial H}{\partial v} = 0$ or $\frac{\partial L}{\partial p} = 0$ )

Secant lines  $L(\mathbf{v}) = \mathbf{p} \cdot \mathbf{v} - H$  of fixed slope  $\mathbf{p} = \frac{\partial L}{\partial \mathbf{v}}$   
 and decreasing intercept  $-H(v_{-2}) > -H(v_{-1}) > \dots$   
 for increasing velocity  $v_{-2} > v_{-1} > \dots > v_0$   
 lead to unique tangent to  $L(\mathbf{v})$ -curve at the  
 tangent contact point  $v=v_0$  that has max  $H(p, v_0)$   
 Thus  $\frac{\partial H}{\partial v} = 0$

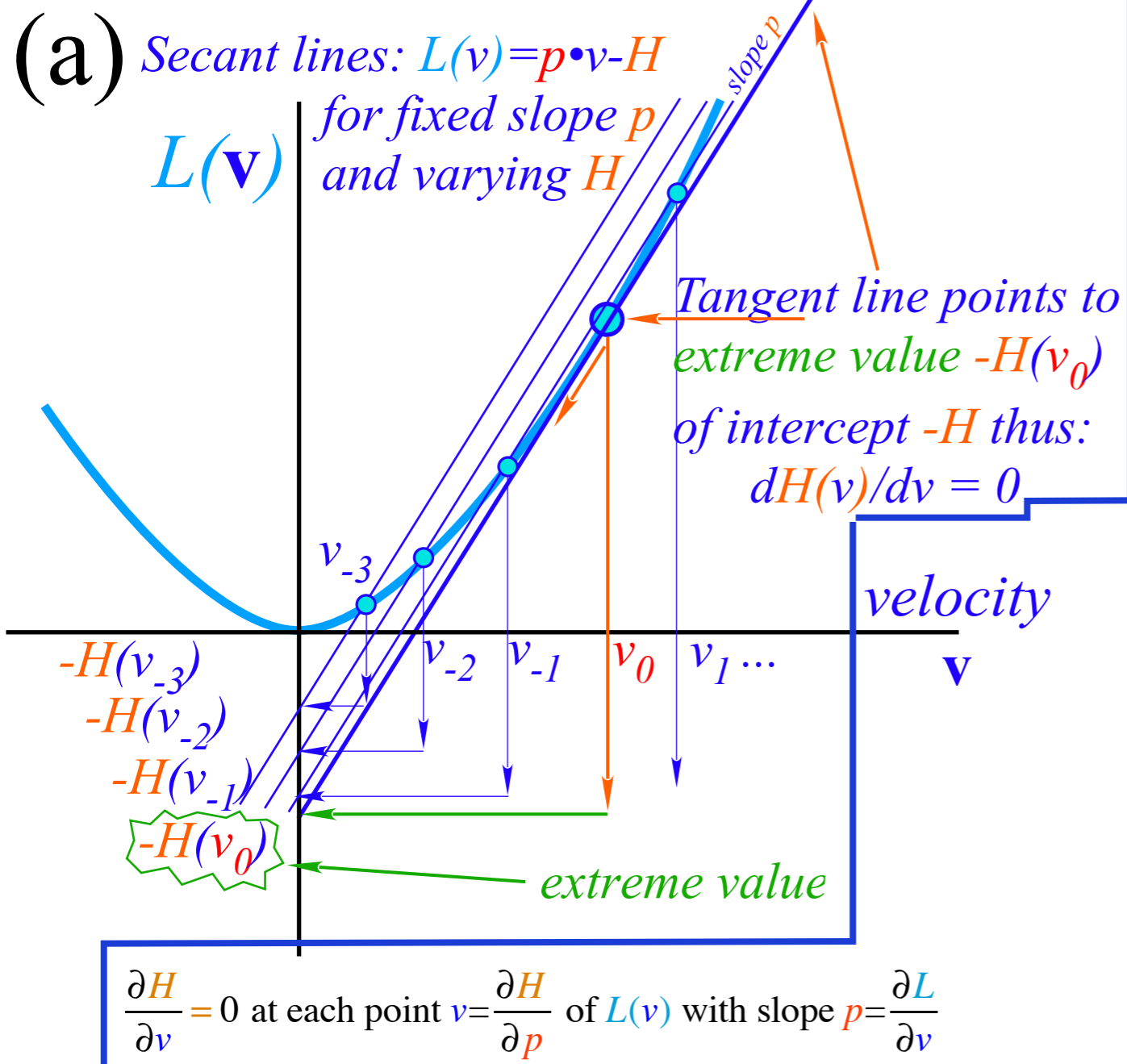
Unit 1  
 Fig. 12.4



# How Legendre contact transformations work... (to make $\frac{\partial H}{\partial v} = 0$ or $\frac{\partial L}{\partial p} = 0$ )

Secant lines  $L(\mathbf{v}) = \mathbf{p} \cdot \mathbf{v} - H$  of fixed slope  $p = \frac{\partial L}{\partial v}$   
 and decreasing intercept  $-H(v_{-2}) > -H(v_{-1}) > \dots$   
 for increasing velocity  $v_{-2} > v_{-1} > \dots > v_0$   
 lead to unique tangent to  $L(\mathbf{v})$ -curve at the  
 tangent contact point  $v = v_0$  that has max  $H(p, v_0)$   
 Thus  $\frac{\partial H}{\partial v} = 0$

Unit 1  
 Fig. 12.4



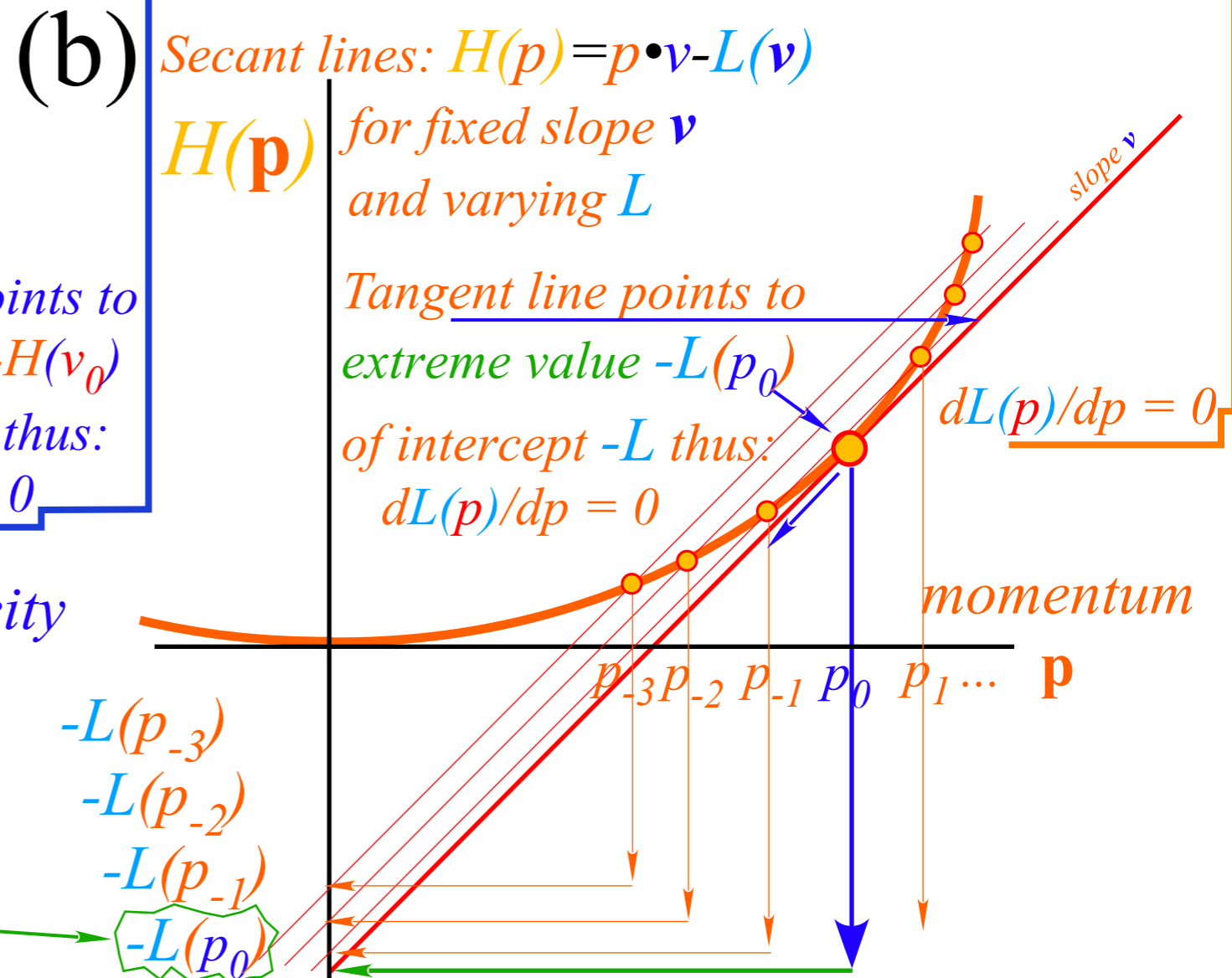
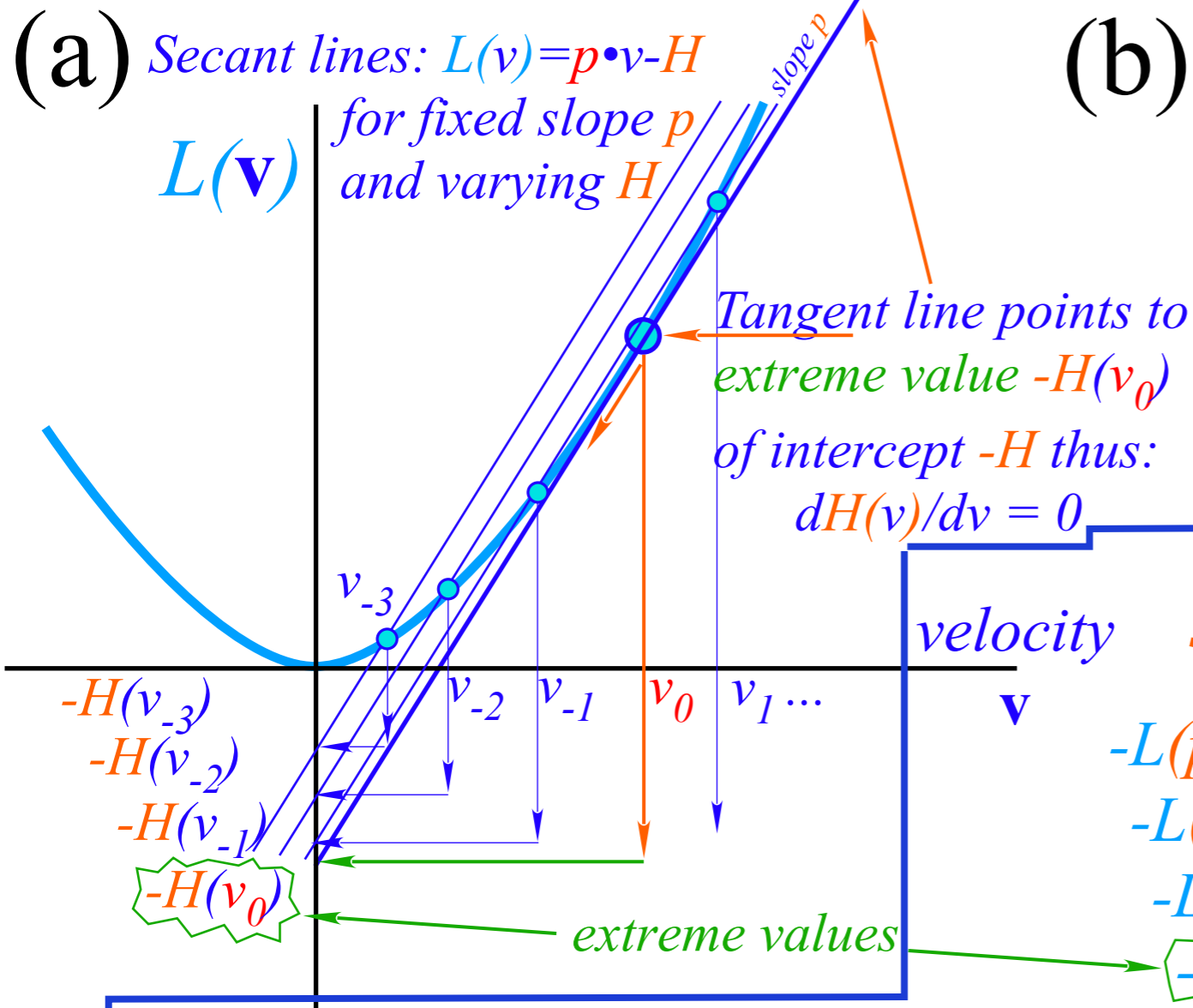


# How Legendre contact transformations work... (to make $\frac{\partial H}{\partial v} = 0$ or $\frac{\partial L}{\partial p} = 0$ )

Secant lines  $L(v) = p \cdot v - H$  of fixed slope  $p = \frac{\partial L}{\partial v}$  and decreasing intercept  $-H(v_{-2}) > -H(v_{-1}) > \dots$  for increasing velocity  $v_{-2} > v_{-1} > \dots > v_0$  lead to unique tangent to  $L(v)$ -curve at the tangent contact point  $v = v_0$  that has max  $H(p, v_0)$   
 Thus  $\frac{\partial H}{\partial v} = 0$

(Similarly...)

Unit 1  
 Fig. 12.4



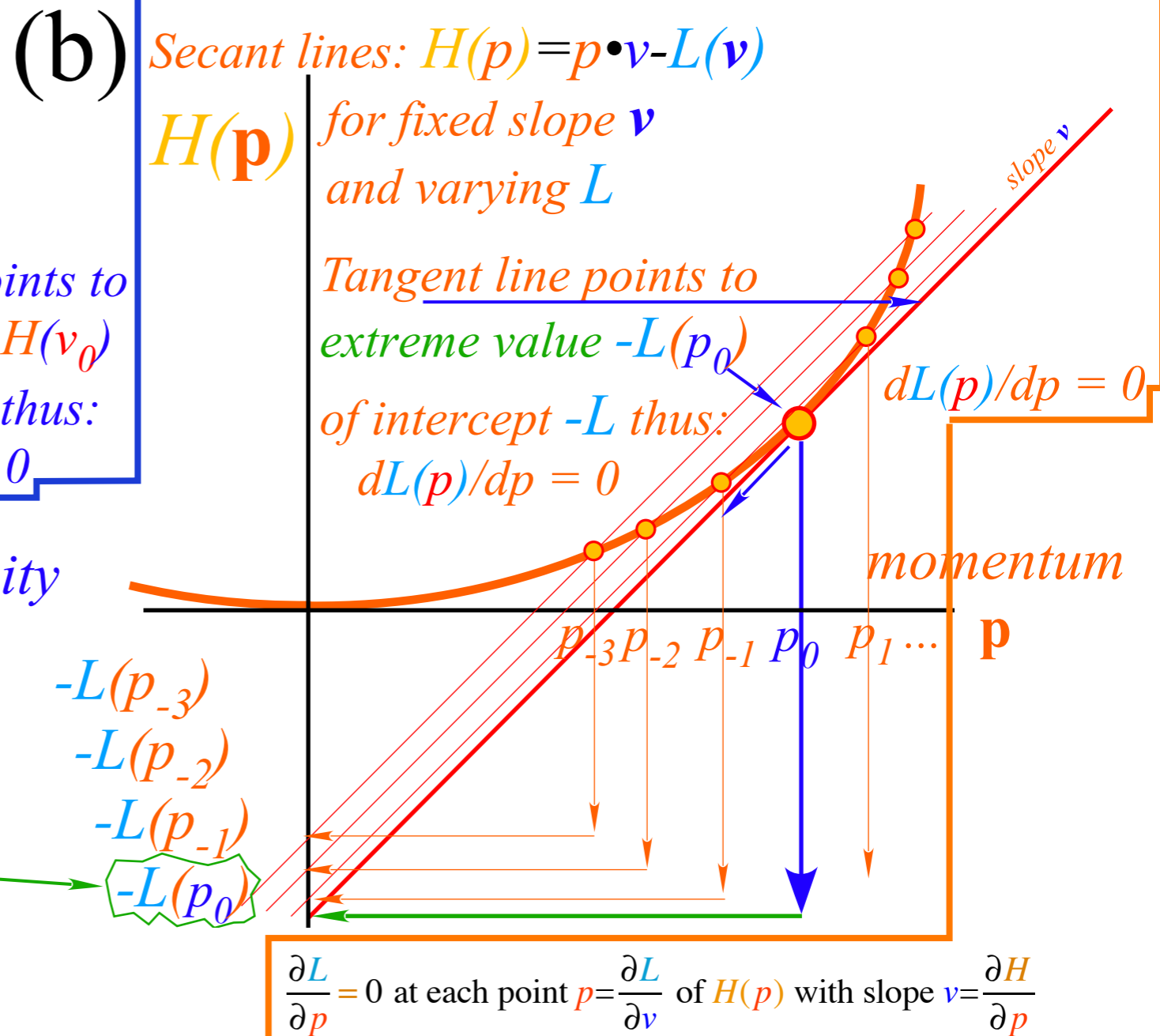
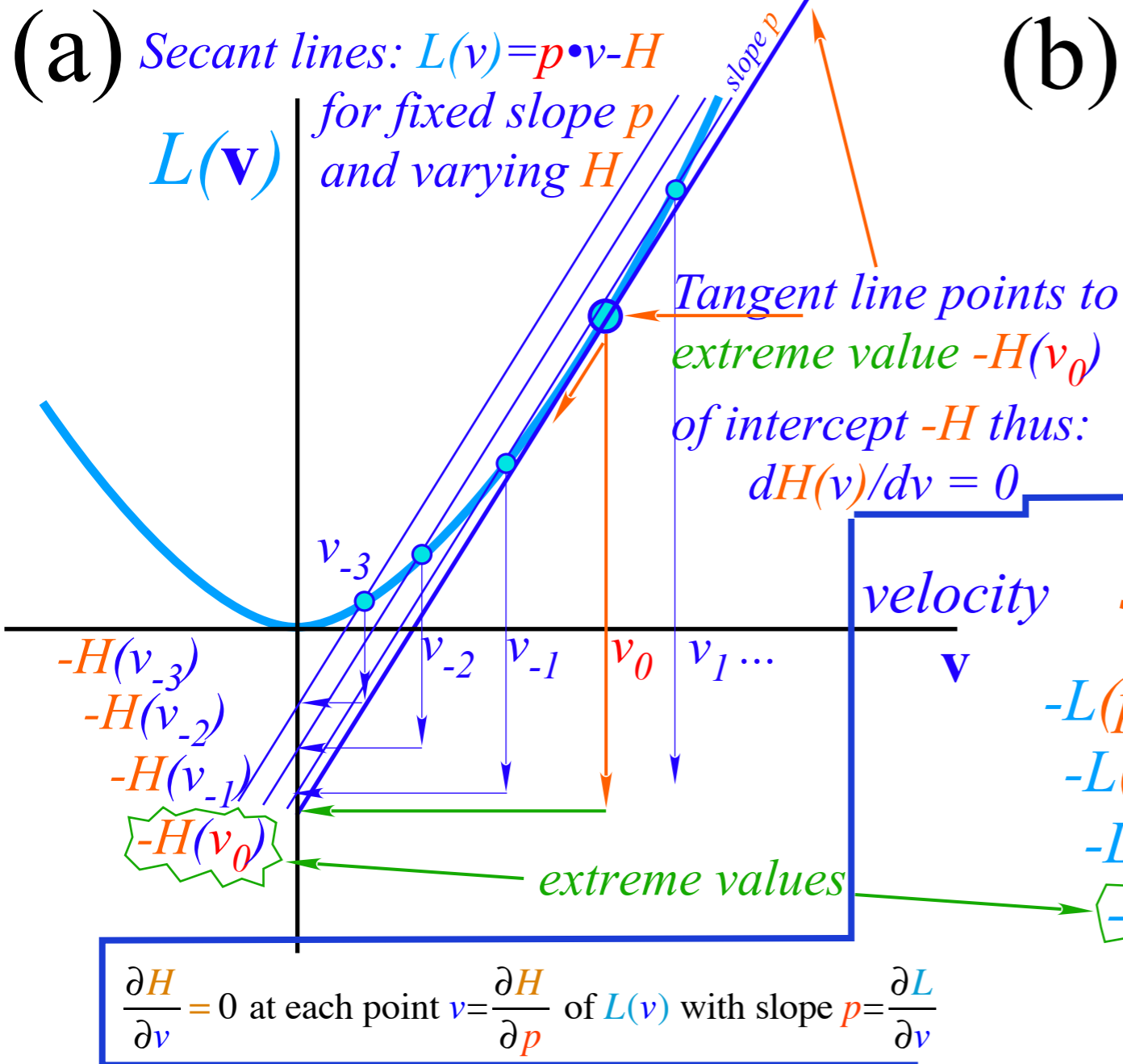
$\frac{\partial H}{\partial v} = 0$  at each point  $v = \frac{\partial H}{\partial p}$  of  $L(v)$  with slope  $p = \frac{\partial L}{\partial v}$

# How Legendre contact transformations work... (to make $\frac{\partial H}{\partial v} = 0$ or $\frac{\partial L}{\partial p} = 0$ )

Secant lines  $L(v) = p \cdot v - H$  of fixed slope  $p = \frac{\partial L}{\partial v}$  and decreasing intercept  $-H(v_{-2}) > -H(v_{-1}) > \dots$  for increasing velocity  $v_{-2} > v_{-1} > \dots > v_0$  lead to unique tangent to  $L(v)$ -curve at the tangent contact point  $v = v_0$  that has max  $H(p, v_0)$ . Thus  $\frac{\partial H}{\partial v} = 0$ .

(Similarly...)

Unit 1  
Fig. 12.4



*Review of partial differential calculus*

*Chain rule and order  $\partial^2\Psi/\partial x\partial y = \partial^2\Psi/\partial y\partial x$  symmetry*

*Scaling transformation between Lagrangian and Hamiltonian views of KE*

*Introducing 0<sup>th</sup> Lagrange and 0<sup>th</sup> Hamilton differential equations of mechanics*

*Introducing 1<sup>st</sup> Lagrange and 1<sup>st</sup> Hamilton differential equations of mechanics*

*Introducing the Poincare' and Legendre contact transformations*

*Geometry of Legendre contact transformation (Preview of Unit 8 relativistic quantum mechanics)*



*Example from thermodynamics*

*Legendre transform: special case of General Contact Transformation (lights, camera, ACTION!)*

*An elementary contact transformation from sophomore physics*

*Algebra-calculus development of "The Volcanoes of Io" and "The Atoms of NIST"*

*Intuitive-geometric development of " " " and " " "*

*Example of Legendre contact transformation in thermodynamics*

*Internal energy*  $U(S, V)$  is defined as a function of entropy  $S$  and volume  $V$ .

A new function *enthalpy*  $H(S, P)$  depends on entropy and *pressure*  $P$ .

It is a Legendre transform  $H(S, P) = P \cdot V + U$  of energy  $U(S, V)$  to new variable  $P = -\left(\frac{\partial U}{\partial V}\right)_S$  .

## Example of Legendre contact transformation in thermodynamics

Lagrangian  $L(r, v)$

position  $r$

velocity  $v$

Internal energy  $U(S, V)$  is defined as a function of entropy  $S$  and volume  $V$ .

Hamiltonian  $H(r, p)$

position  $r$

momentum  $p$

A new function *enthalpy*  $H(S, P)$  depends on entropy and *pressure*  $P$ .

$$H(r, p) = p \cdot v - L \quad \text{Lagrangian } L(r, v)$$

$$p = \left(\frac{\partial L}{\partial v}\right)_r$$

It is a Legendre transform  $H(S, P) = P \cdot V + U$  of energy  $U(S, V)$  to new variable  $P = -\left(\frac{\partial U}{\partial V}\right)_S$ .

## Example of Legendre contact transformation in thermodynamics

Lagrangian  $L(r, v)$

position  $r$

velocity  $v$

Internal energy  $U(S, V)$  is defined as a function of entropy  $S$  and volume  $V$ .

Hamiltonian  $H(r, p)$

position  $r$

momentum  $p$

A new function *enthalpy*  $H(S, P)$  depends on entropy and *pressure*  $P$ .

$$H(r, p) = p \cdot v - L \quad \text{Lagrangian } L(r, v)$$

$$p = \left(\frac{\partial L}{\partial v}\right)_r$$

It is a Legendre transform  $H(S, P) = P \cdot V + U$  of energy  $U(S, V)$  to new variable  $P = -\left(\frac{\partial U}{\partial V}\right)_S$ .

Except for  $\pm$  signs, it's our Hamiltonian  $H(p) = p \cdot v - L(v)$  going from Lagrangian  $L(v)$

to use new variable momentum  $p = \left(\frac{\partial L}{\partial v}\right)_x$ .

*Review of partial differential calculus*

*Chain rule and order  $\partial^2\Psi/\partial x\partial y = \partial^2\Psi/\partial y\partial x$  symmetry*

*Scaling transformation between Lagrangian and Hamiltonian views of KE*

*Introducing 0<sup>th</sup> Lagrange and 0<sup>th</sup> Hamilton differential equations of mechanics*

*Introducing 1<sup>st</sup> Lagrange and 1<sup>st</sup> Hamilton differential equations of mechanics*

*Introducing the Poincare' and Legendre contact transformations*

*Geometry of Legendre contact transformation (Preview of Unit 8 relativistic quantum mechanics)*

*Example from thermodynamics*

 *Legendre transform: special case of General Contact Transformation (lights, camera, ACTION!)*

*An elementary contact transformation from sophomore physics*

*Algebra-calculus development of "The Volcanoes of Io" and "The Atoms of NIST"*

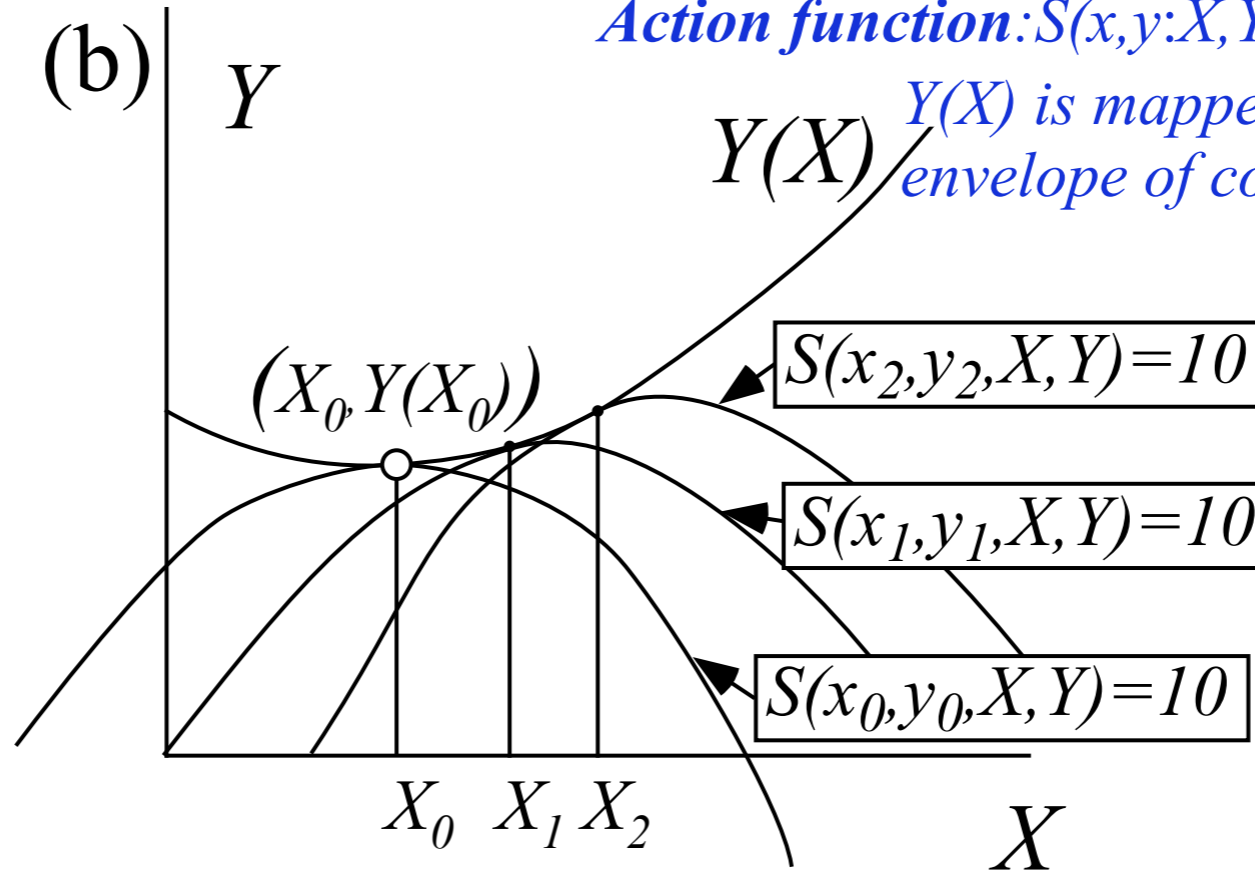
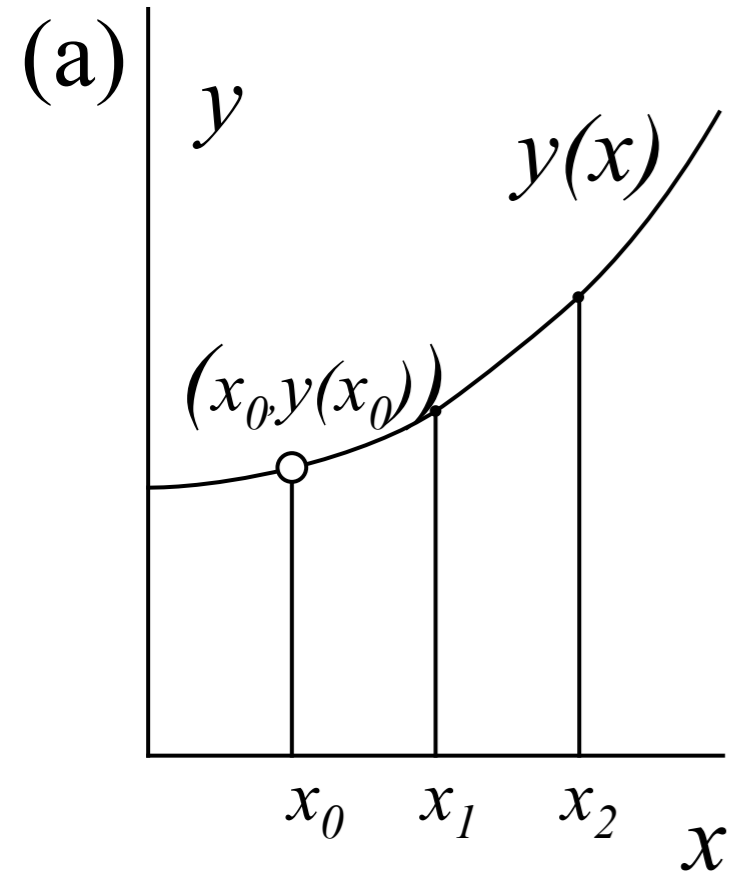
*Intuitive-geometric development of " " " and " " "*

# Legendre transform: special case of General Contact Transformation

Active-Contact-Transformation Generator or

Action function:  $S(x, y; X, Y) = \text{const.}$  does mapping.

$Y(X)$  is mapped from  $y(x)$  as an envelope of contacting  $S = \text{const.}$  curves.



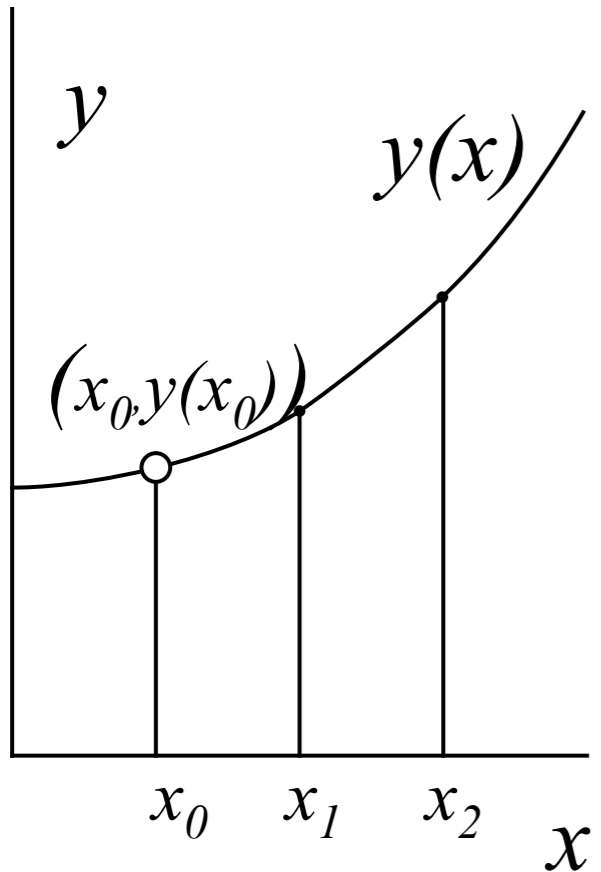
Unit 1  
Fig. 12.7



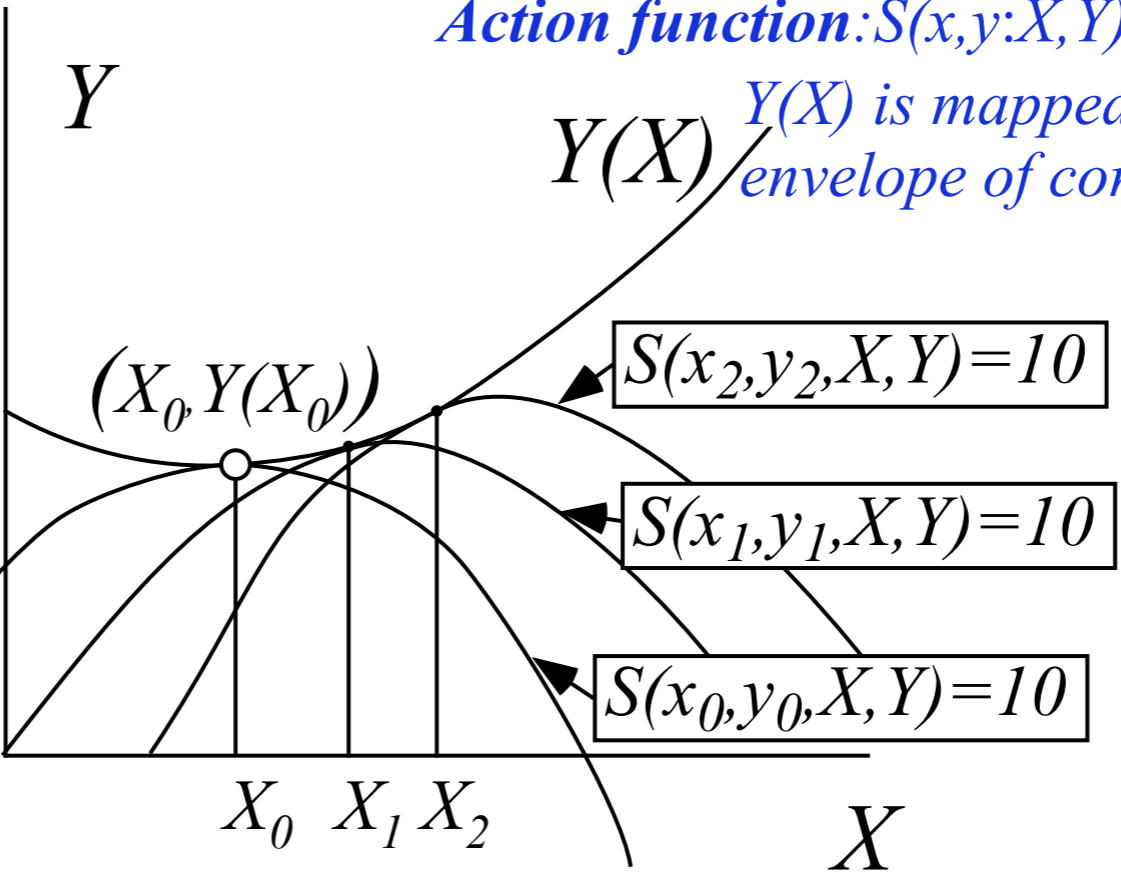
# Legendre transform: special case of General Contact Transformation

Active-Contact-Transformation Generator or  
**Action function:**  $S(x,y;X,Y)=const.$  does mapping.

(a)



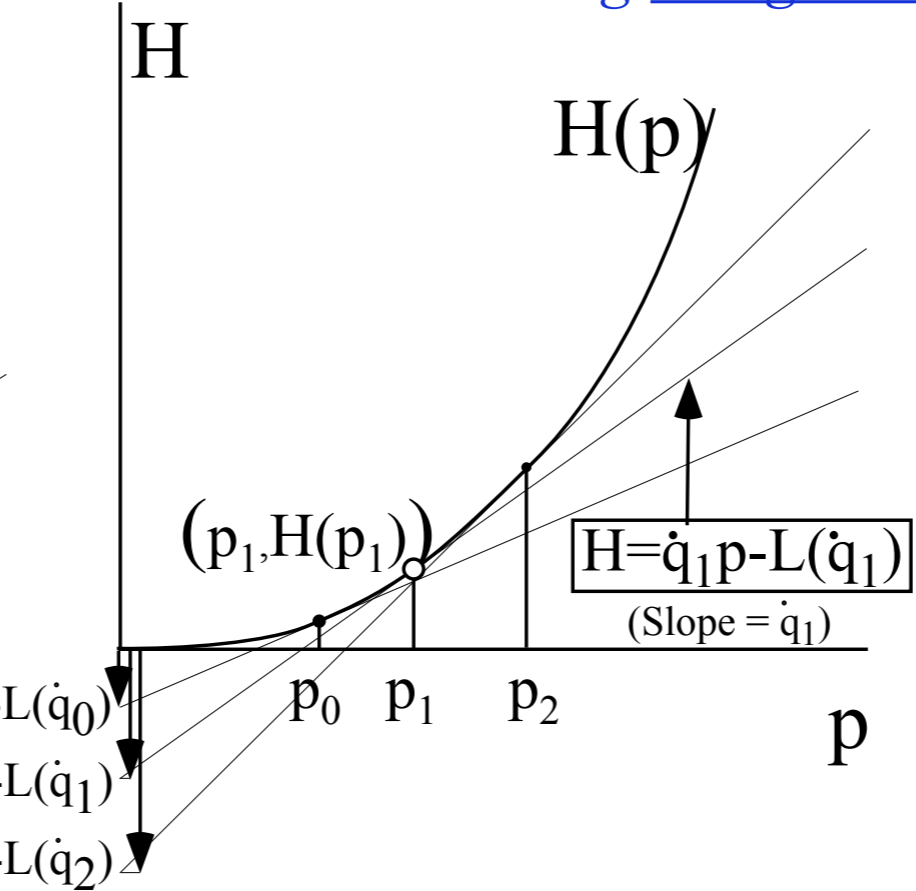
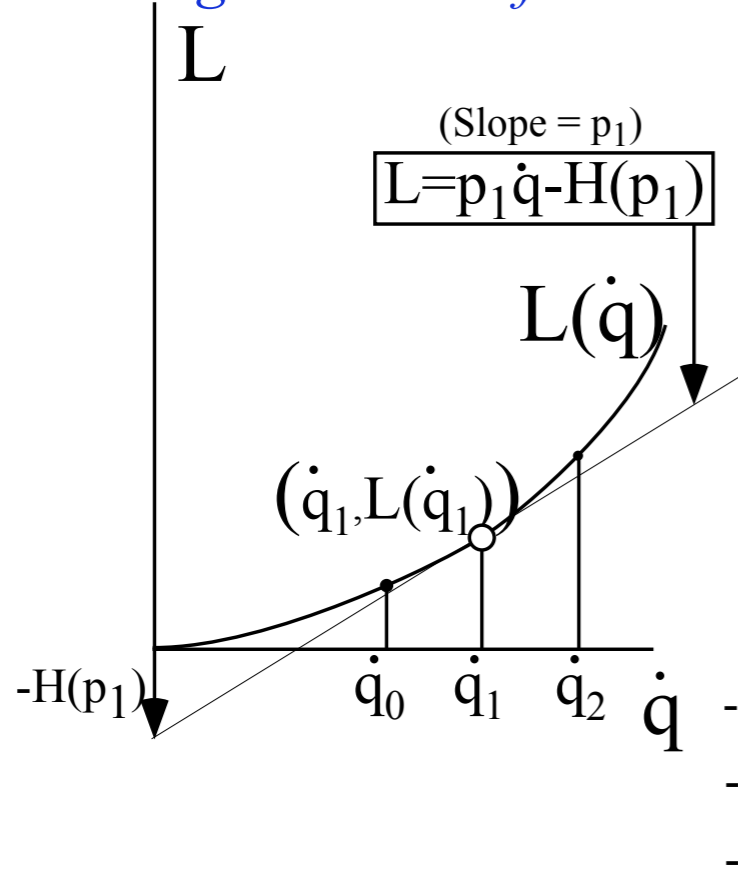
(b)



$Y(X)$  is mapped from  $y(x)$  as an envelope of contacting  $S=const.$  curves.

Unit 1  
 Fig. 12.7

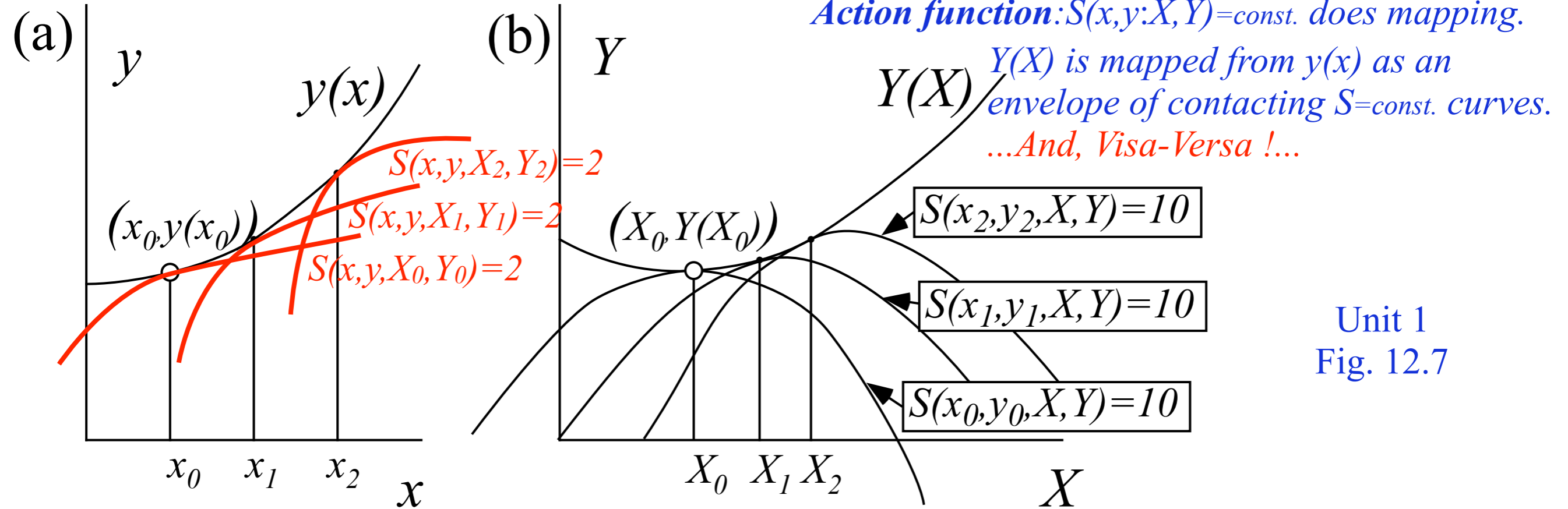
The Legendre transform does it with contacting straight line tangents.



Unit 1  
 Fig. 12.9

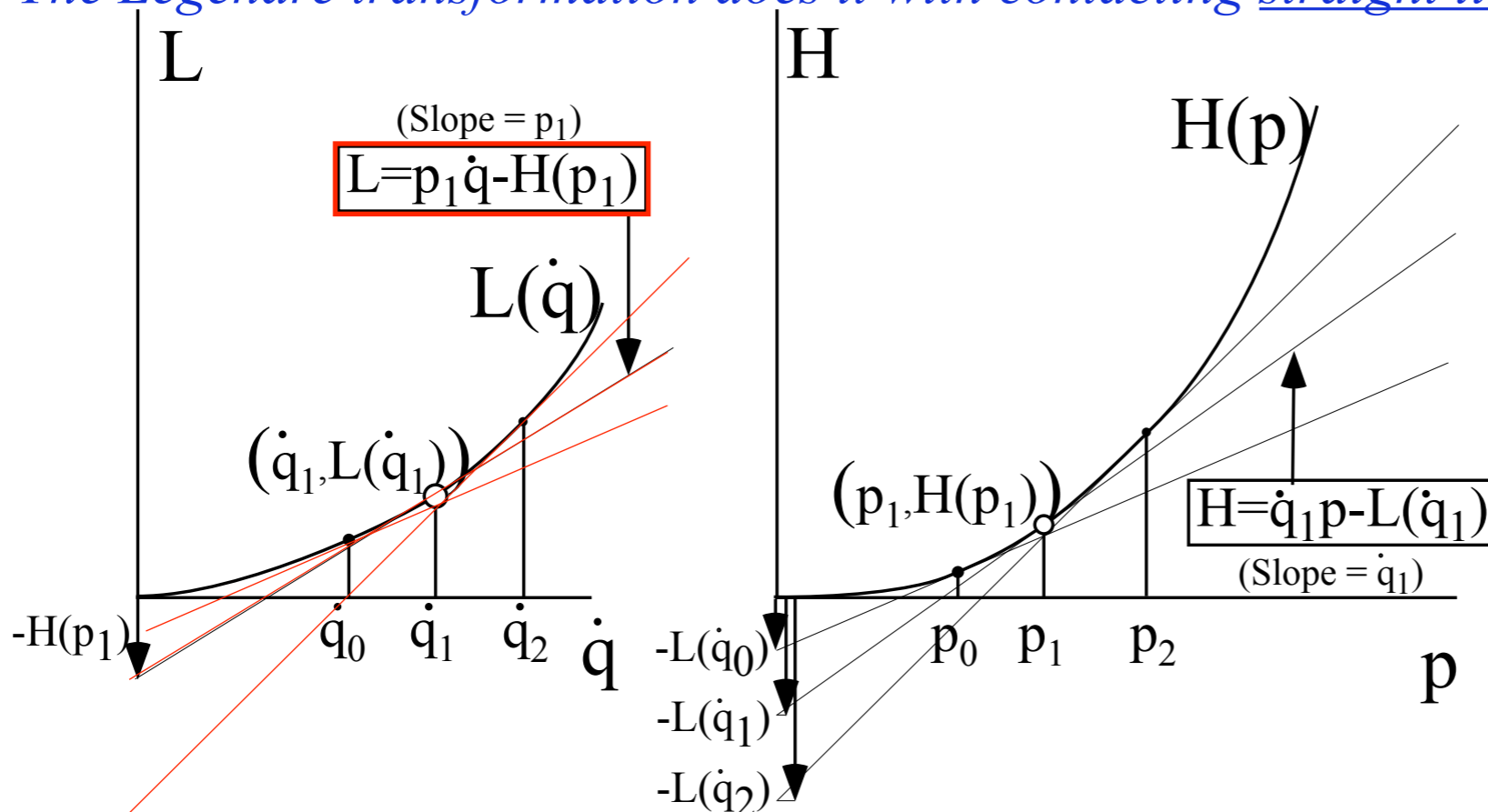
# Legendre transform: special case of General Contact Transformation

Active-Contact-Transformation Generator or  
**Action function:**  $S(x,y;X,Y)=const.$  does mapping.



Unit 1  
 Fig. 12.7

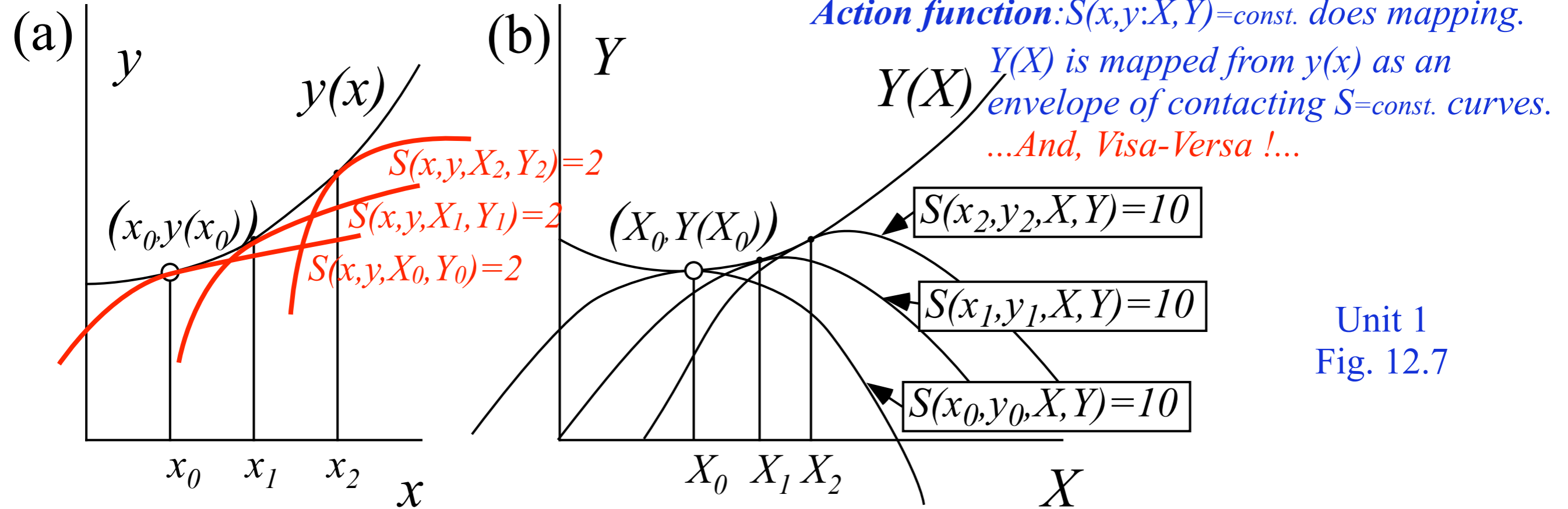
The Legendre transform does it with contacting straight line tangents.



Unit 1  
 Fig. 12.9

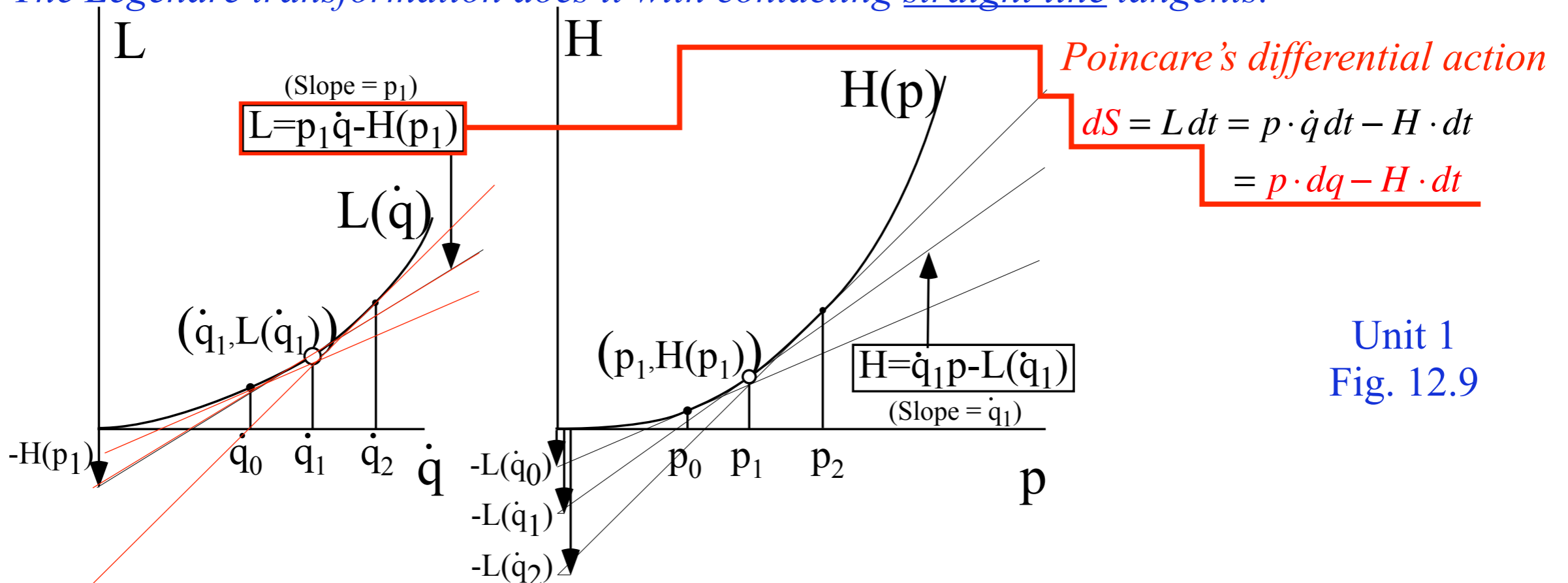
# Legendre transform: special case of General Contact Transformation

Active-Contact-Transformation Generator or  
**Action function:**  $S(x,y;X,Y)=const.$  does mapping.



Unit 1  
 Fig. 12.7

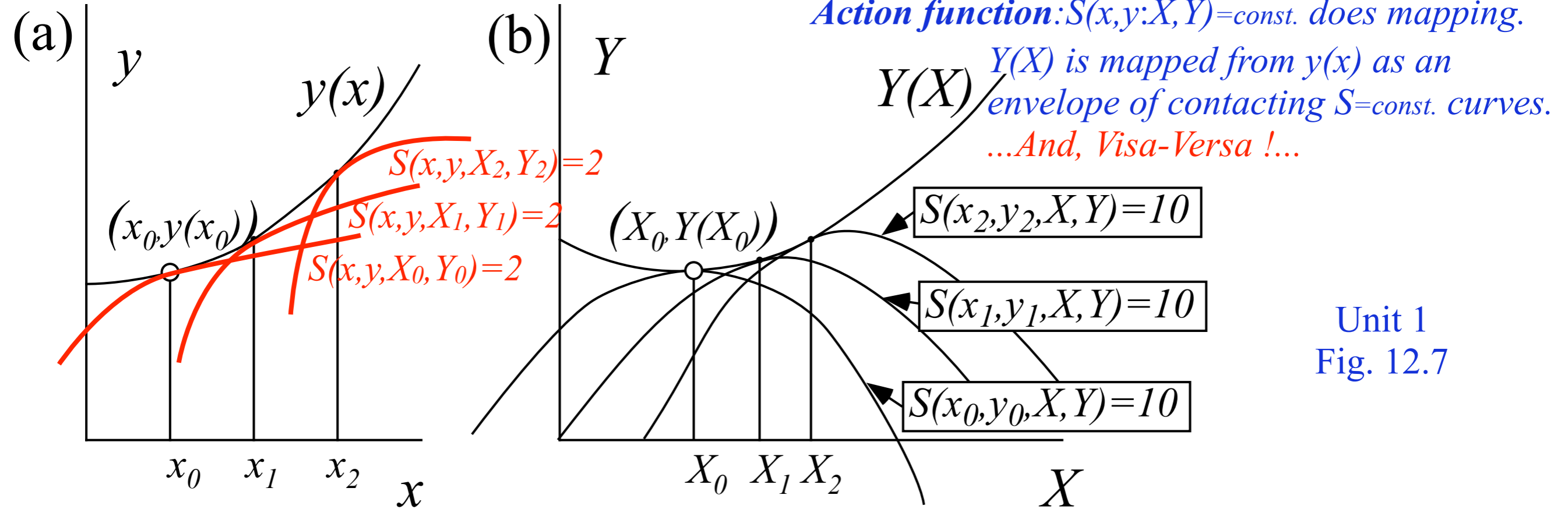
The Legendre transform does it with contacting straight line tangents.



Unit 1  
 Fig. 12.9

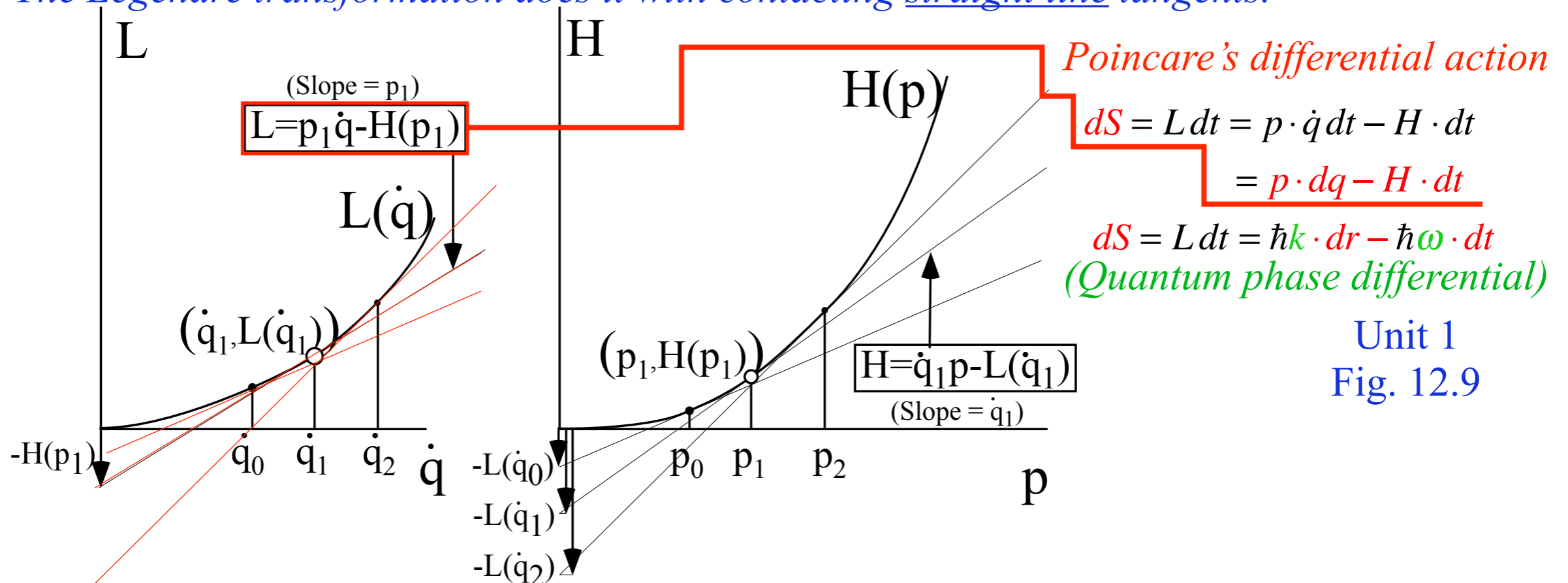
# Legendre transform: special case of General Contact Transformation

Active-Contact-Transformation Generator or  
**Action function:**  $S(x,y;X,Y)=const.$  does mapping.



Unit 1  
 Fig. 12.7

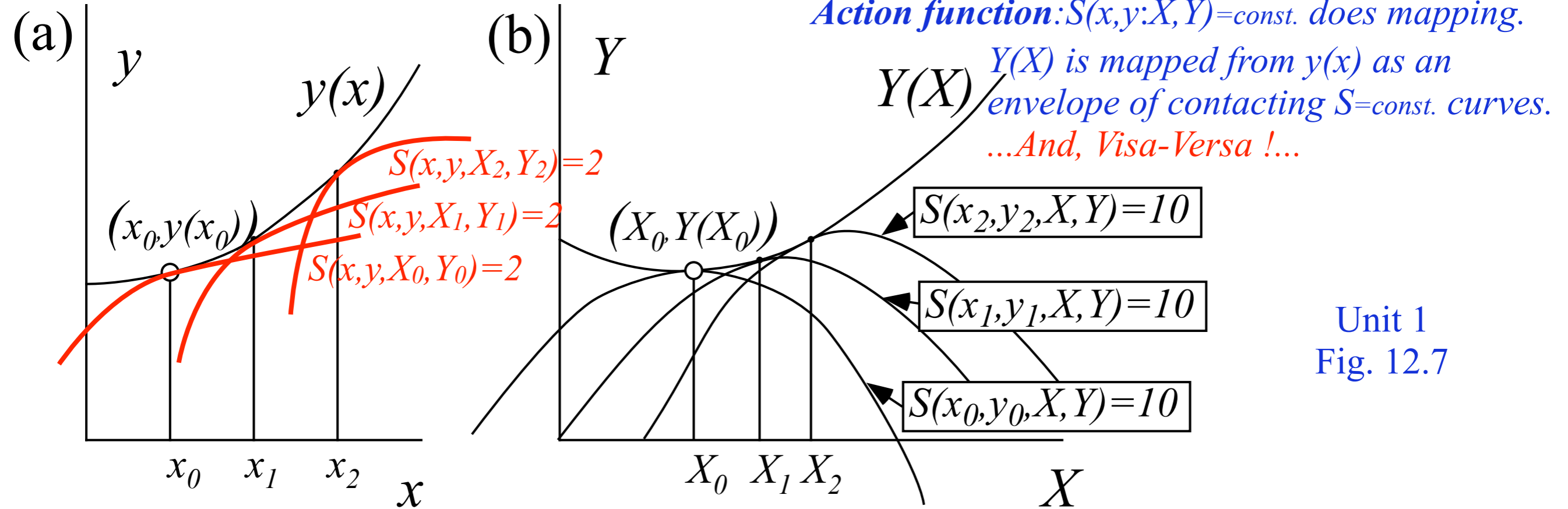
The Legendre transform does it with contacting straight line tangents.



Unit 1  
 Fig. 12.9

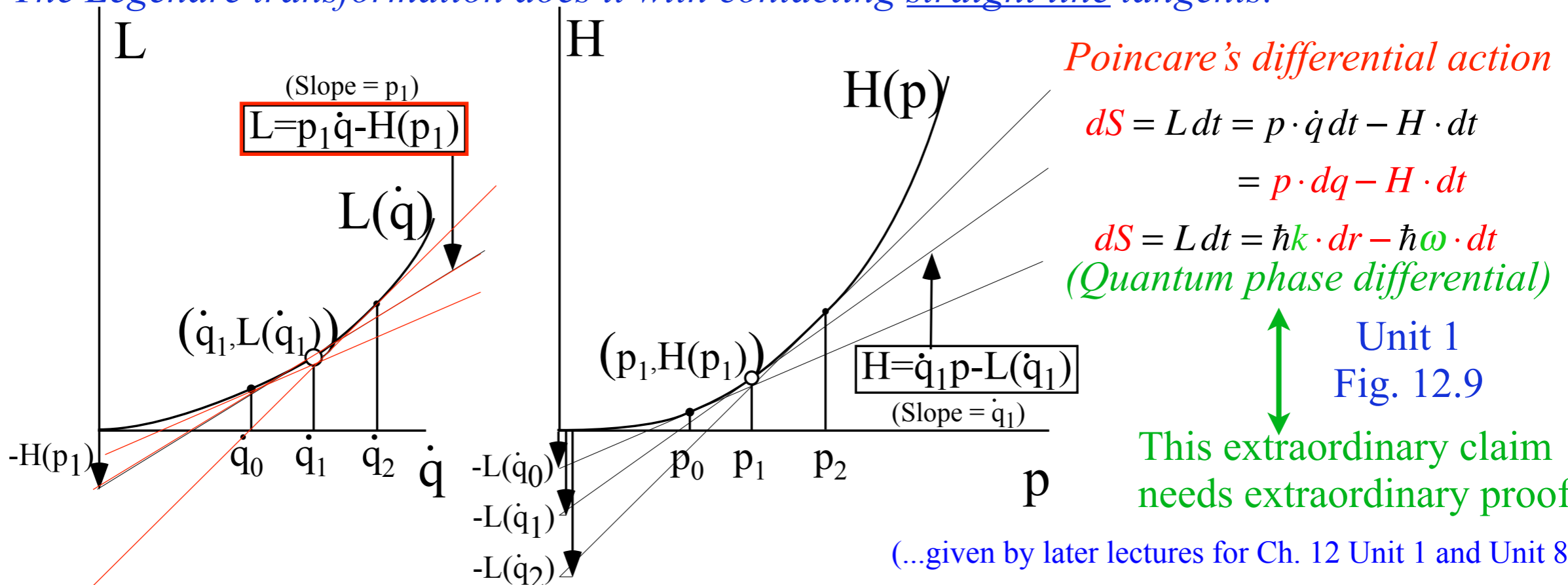
# Legendre transform: special case of General Contact Transformation

Active-Contact-Transformation Generator or  
**Action function:**  $S(x,y;X,Y)=const.$  does mapping.



Unit 1  
 Fig. 12.7

The Legendre transform does it with contacting straight line tangents.



*Review of partial differential calculus*

*Chain rule and order  $\partial^2\Psi/\partial x\partial y = \partial^2\Psi/\partial y\partial x$  symmetry*

*Scaling transformation between Lagrangian and Hamiltonian views of KE*

*Introducing 0<sup>th</sup> Lagrange and 0<sup>th</sup> Hamilton differential equations of mechanics*

*Introducing 1<sup>st</sup> Lagrange and 1<sup>st</sup> Hamilton differential equations of mechanics*

*Introducing the Poincare' and Legendre contact transformations*

*Geometry of Legendre contact transformation (Preview of Unit 8 relativistic quantum mechanics)*

*Example from thermodynamics*

*Legendre transform: special case of General Contact Transformation (lights, camera, ACTION!)*


 *An elementary contact transformation from sophomore physics*

*Algebra-calculus development of "The Volcanoes of Io" and "The Atoms of NIST"*

*Intuitive-geometric development of " " " and " " "*




(a)

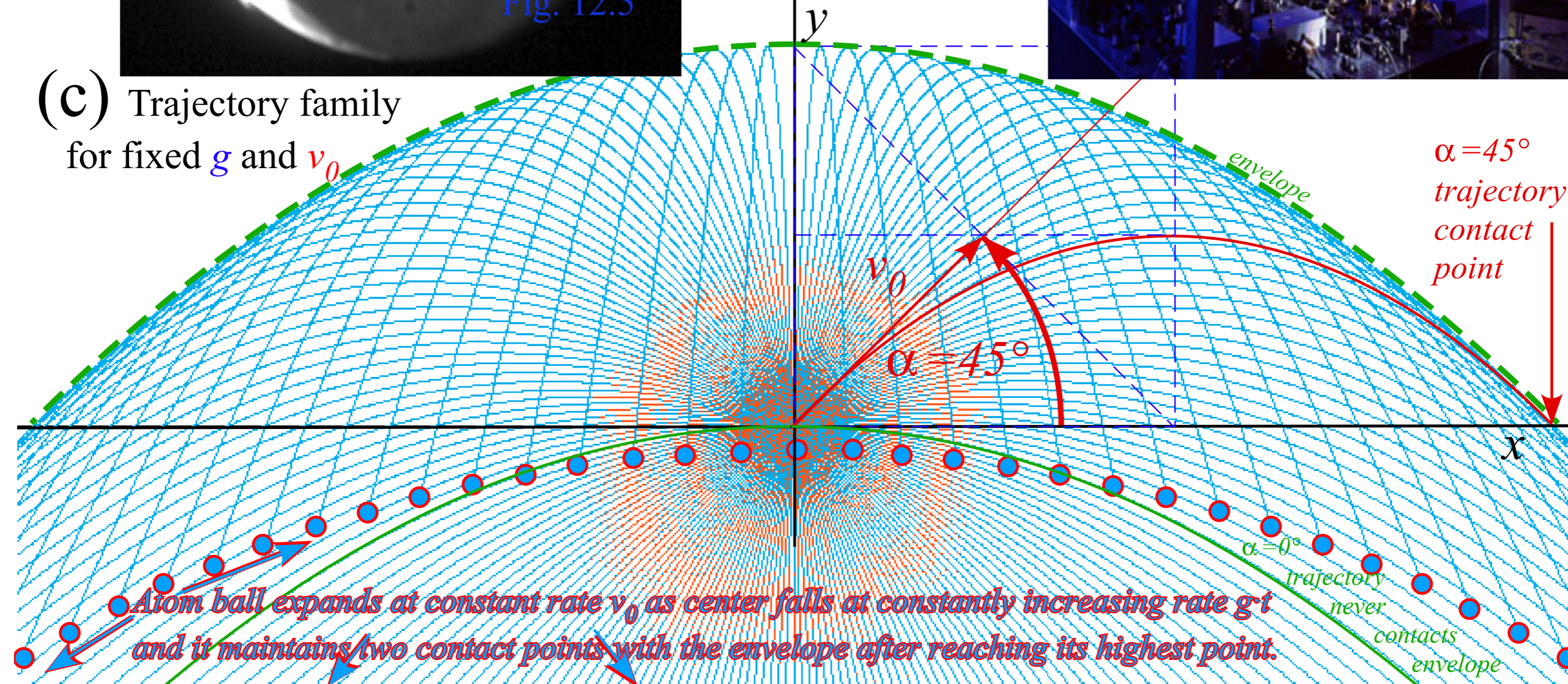


(b) Atomic clock controls expanding balls of Cesium atoms rising and falling in Earth gravity

(NIST Boulder Labs)

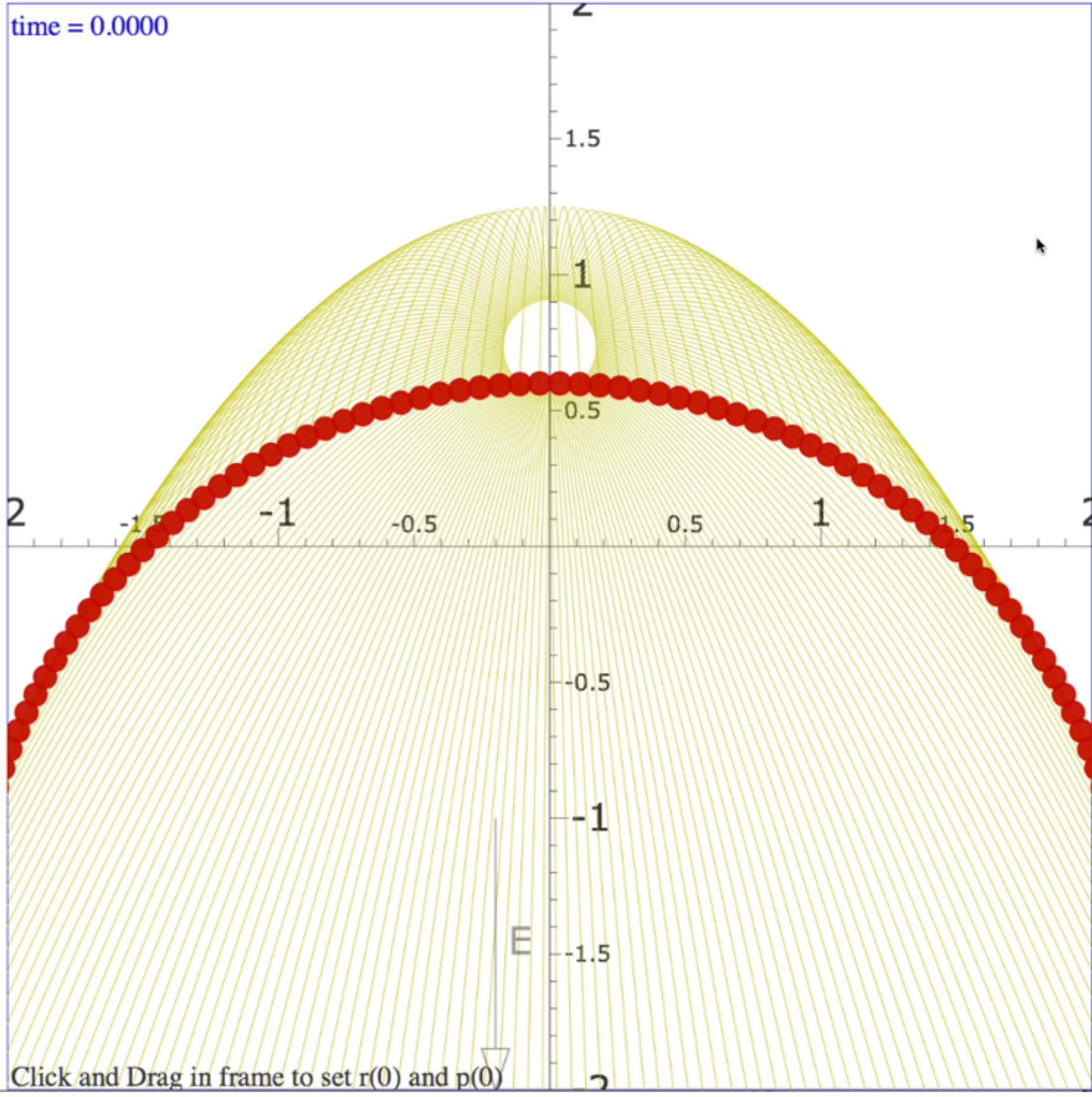


(c) Trajectory family for fixed  $g$  and  $v_0$





- Initial position  $x(0)$  =
  - Initial position  $y(0)$  =
  - Initial momentum  $p_x(0)$  =
  - Initial momentum  $p_y(0)$  =
  
  - Terminal time  $t(\text{off})$  =
  - Maximum step size  $dt$  =
  - Start launch angle  $\phi_1$  =
  - Start launch angle  $\phi_2$  =
  - Number of burst paths =
  - Charge of Nucleus 1 =
  - Charge of Nucleus 2 =
  - Coulomb ( $k_{12}$ ) =
  - Core thickness  $r$  =
  - x-Stark field  $E_x$  =
  - y-Stark field  $E_y$  =
  - Zeeman field  $B_z$  =
  - Diamagnetic strength  $k$  =
  - Plank constant  $\hbar$  =
  - Color quantization hues =
  - Color quantization bands =
  - Fractional Error ( $e^{-x}$ ),  $x$  =
- Plot  $r(t)$   
  Plot  $p(t)$   
  Fix  $r(0)$   
  Fix  $p(0)$
- Do swarm  
  Beam
- Color action  
  No stops  
  Field vectors  
  Info
- Draw masses  
  Axes  
  Coordinates  
  Lenz
- Set  $p$  by  $\phi$   
  Elastic  
   
  2 Free





*Review of partial differential calculus*

*Chain rule and order  $\partial^2\Psi/\partial x\partial y = \partial^2\Psi/\partial y\partial x$  symmetry*

*Scaling transformation between Lagrangian and Hamiltonian views of KE*

*Introducing 0<sup>th</sup> Lagrange and 0<sup>th</sup> Hamilton differential equations of mechanics*

*Introducing 1<sup>st</sup> Lagrange and 1<sup>st</sup> Hamilton differential equations of mechanics*

*Introducing the Poincare' and Legendre contact transformations*

*Geometry of Legendre contact transformation (Preview of Unit 8 relativistic quantum mechanics)*

*Example from thermodynamics*

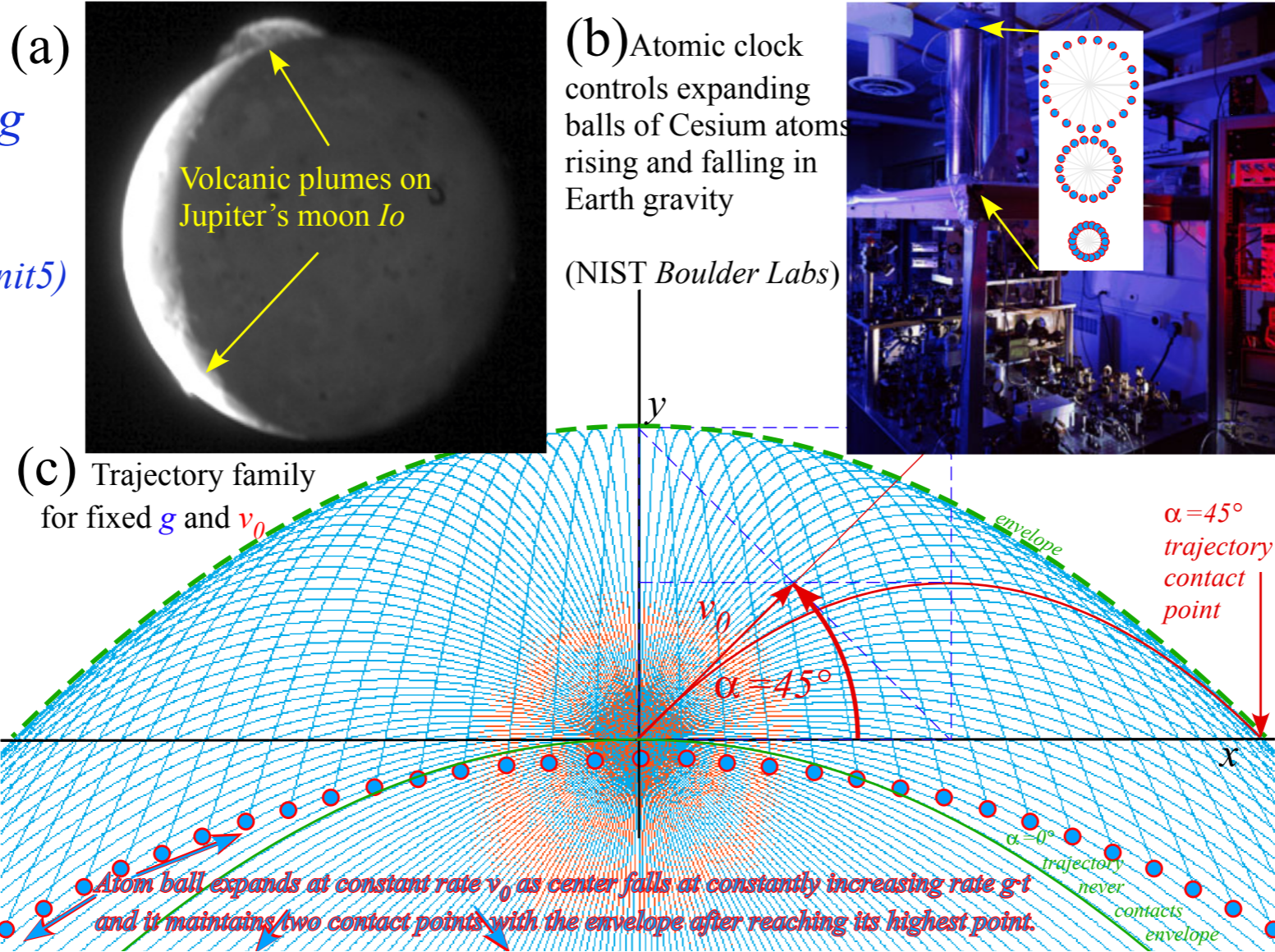
*Legendre transform: special case of General Contact Transformation (lights, camera, ACTION!)*

*An elementary contact transformation from sophomore physics*

 *Algebra-calculus development of “The Volcanoes of Io” and “The Atoms of NIST”*

*Intuitive-geometric development of ” ” ” and ” ” ”*

Constant gravity  $g$   
assumed here...  
Excellent for NIST  
OK for Io (fixed in Unit5)



Unit 1  
Fig. 12.5

UP-1 formulas for trajectories in constant gravity  $g$

$$x(t) = (v_0 \cos \alpha)t \qquad y(t) = (v_0 \sin \alpha)t - \frac{1}{2}gt^2$$

$$\dot{x}(0) = v_x(0) = v_0 \cos \alpha \qquad \dot{y}(0) = v_y(0) = v_0 \sin \alpha$$

Substitute time  $t=x/(v_0 \cos \alpha)$  into  $y(t)$

$$y(x) = \frac{v_0 \sin \alpha}{v_0 \cos \alpha} x - \frac{gx^2}{2v_0^2 \cos^2 \alpha}$$

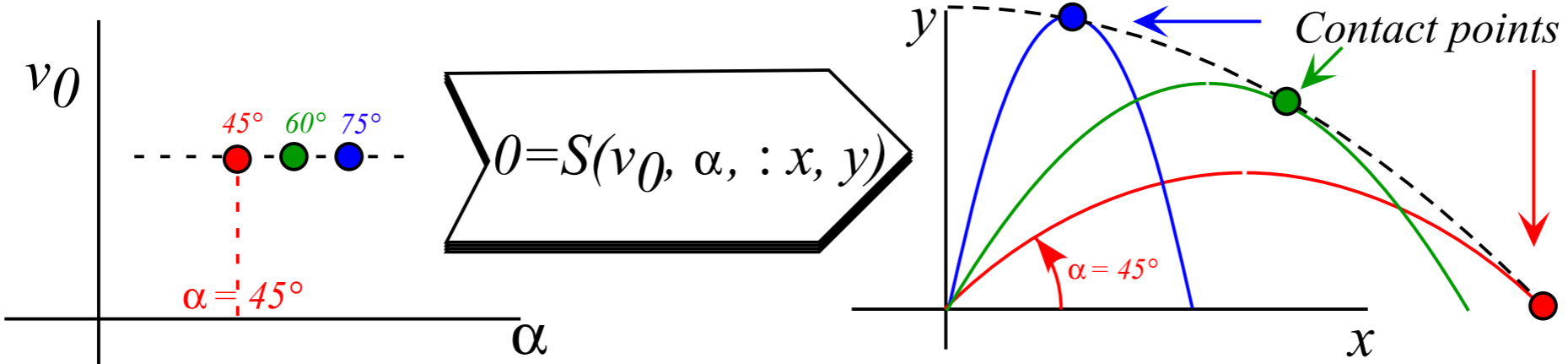
$$y(x) = x \tan \alpha - \frac{gx^2}{2v_0^2 \cos^2 \alpha}$$

Convert  $y(x)$  solution into Active Contact Transformation Generator  $S(v_0, \alpha: x, y)$

$$y(x) = x \tan \alpha - \frac{gx^2}{2v_0^2 \cos^2 \alpha}$$

becomes:

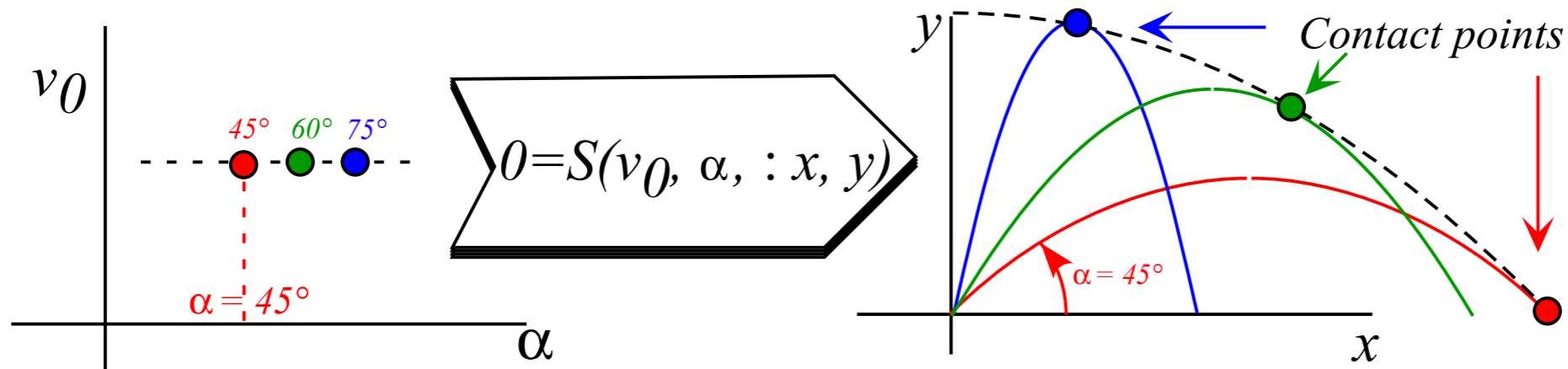
$$S(v_0, \alpha: x, y) = -y + x \tan \alpha - \frac{gx^2}{2v_0^2 \cos^2 \alpha} = 0$$



Unit 1  
Fig. 12.6

Convert  $y(x)$  solution into Active Contact Transformation Generator  $S(v_0, \alpha: x, y)$

$$y(x) = x \tan \alpha - \frac{gx^2}{2v_0^2 \cos^2 \alpha} \quad \text{becomes:} \quad S(v_0, \alpha: x, y) = -y + x \tan \alpha - \frac{gx^2}{2v_0^2 \cos^2 \alpha} = 0$$

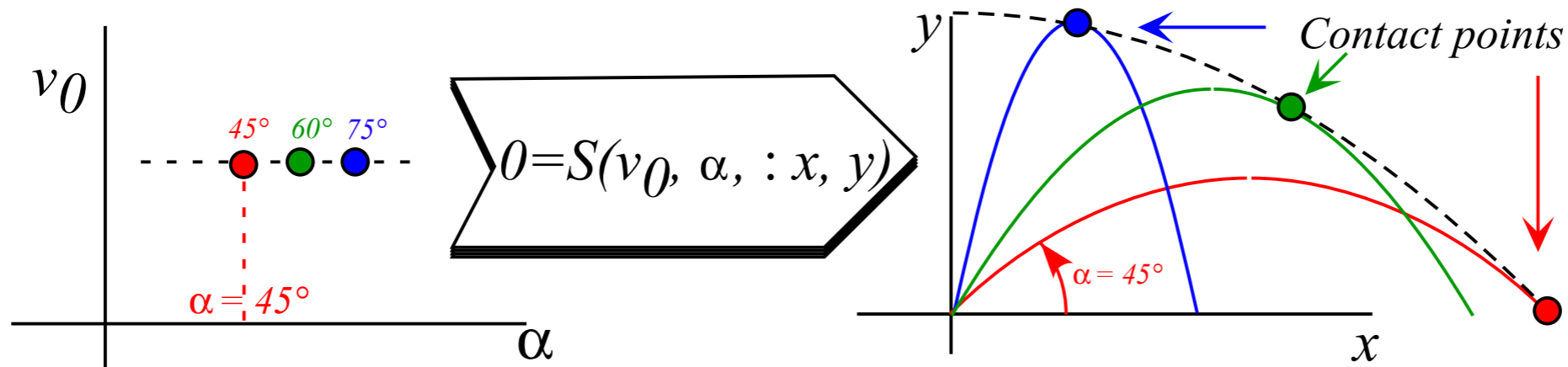


Unit 1  
Fig. 12.6

*Envelopes* of the  $v_0$ -trajectory region contain extremal *contact points* with each trajectory where:  $\frac{\partial S(v_0, \alpha: x, y)}{\partial \alpha} = 0$

Convert  $y(x)$  solution into Active Contact Transformation Generator  $S(v_0, \alpha: x, y)$

$$y(x) = x \tan \alpha - \frac{gx^2}{2v_0^2 \cos^2 \alpha} \quad \text{becomes:} \quad S(v_0, \alpha: x, y) = -y + x \tan \alpha - \frac{gx^2}{2v_0^2 \cos^2 \alpha} = 0$$



Unit 1  
Fig. 12.6

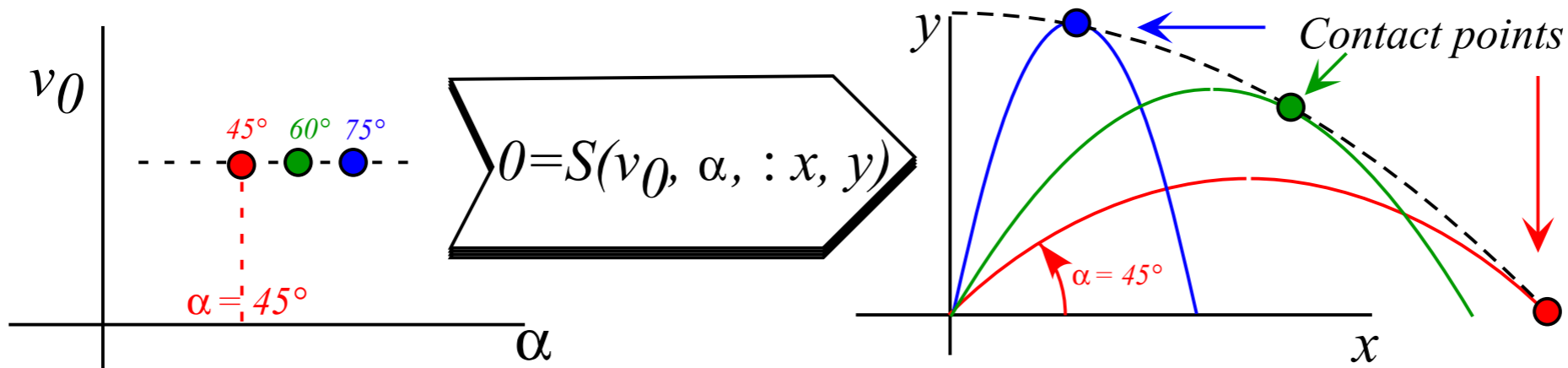
*Envelopes* of the  $v_0$ -trajectory region contain extremal *contact points* with each trajectory

where:  $\frac{\partial S(v_0, \alpha: x, y)}{\partial \alpha} = 0$

$$x \frac{\partial \tan \alpha}{\partial \alpha} - \frac{gx^2}{2v_0^2} \frac{\partial \cos^{-2} \alpha}{\partial \alpha} = 0 = \frac{x}{\cos^2 \alpha} - \frac{gx^2}{2v_0^2} \frac{2 \sin \alpha}{\cos^3 \alpha}$$

Convert  $y(x)$  solution into Active Contact Transformation Generator  $S(v_0, \alpha: x, y)$

$$y(x) = x \tan \alpha - \frac{gx^2}{2v_0^2 \cos^2 \alpha} \quad \text{becomes:} \quad S(v_0, \alpha: x, y) = -y + x \tan \alpha - \frac{gx^2}{2v_0^2 \cos^2 \alpha} = 0$$



Unit 1  
Fig. 12.6

*Envelopes* of the  $v_0$ -trajectory region contain extremal *contact points* with each trajectory

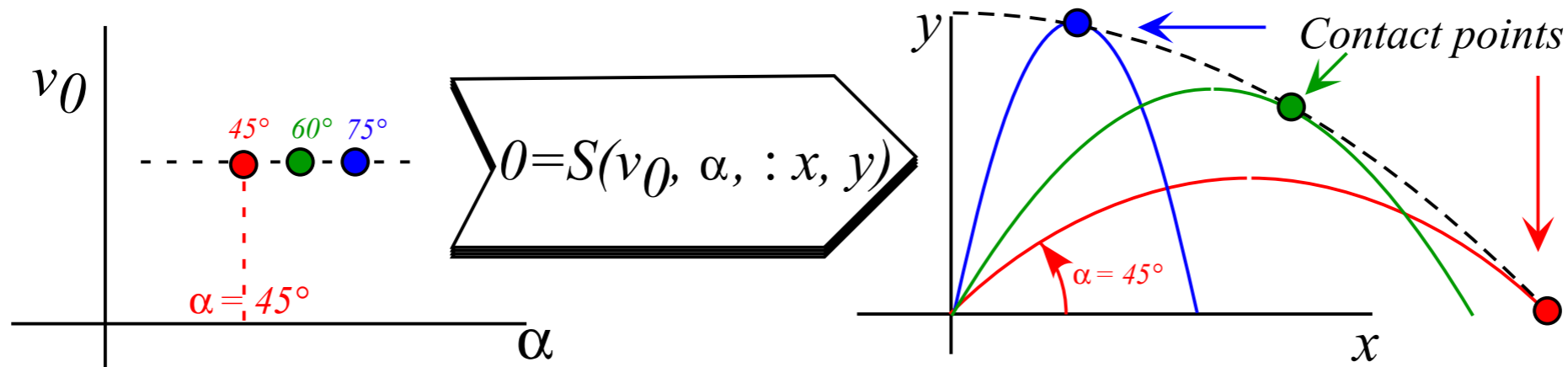
where:  $\frac{\partial S(v_0, \alpha: x, y)}{\partial \alpha} = 0$

$$x \frac{\partial \tan \alpha}{\partial \alpha} - \frac{gx^2}{2v_0^2} \frac{\partial \cos^{-2} \alpha}{\partial \alpha} = 0 = \frac{x}{\cos^2 \alpha} - \frac{gx^2}{2v_0^2} \frac{2 \sin \alpha}{\cos^3 \alpha}$$

*gives:*  $\tan \alpha = \frac{v_0^2}{gx}$  or:  $x = \frac{v_0^2}{g \tan \alpha}$

Convert  $y(x)$  solution into Active Contact Transformation Generator  $S(v_0, \alpha: x, y)$

$$y(x) = x \tan \alpha - \frac{gx^2}{2v_0^2 \cos^2 \alpha} \quad \text{becomes:} \quad S(v_0, \alpha: x, y) = -y + x \tan \alpha - \frac{gx^2}{2v_0^2 \cos^2 \alpha} = 0$$



Unit 1  
Fig. 12.6

*Envelopes* of the  $v_0$ -trajectory region contain extremal *contact points* with each trajectory

where:  $\frac{\partial S(v_0, \alpha: x, y)}{\partial \alpha} = 0$

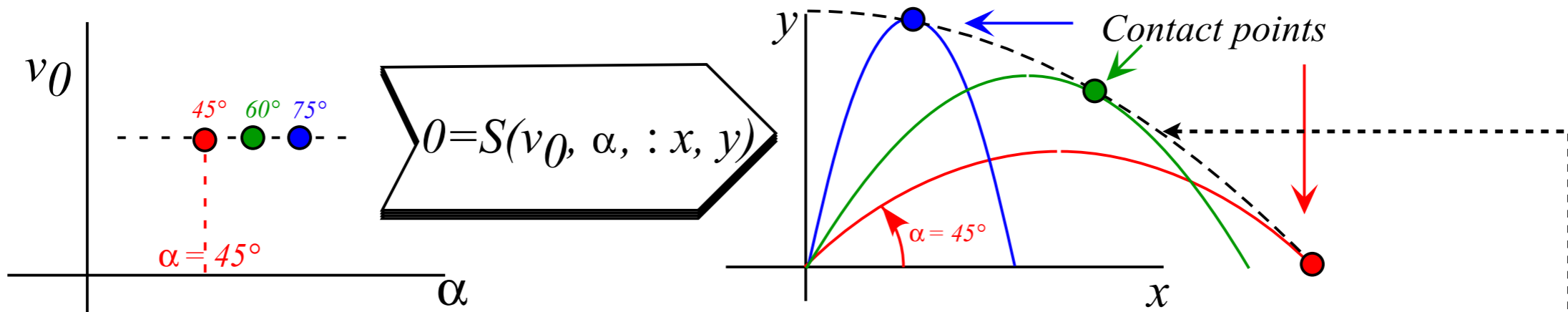
$$x \frac{\partial \tan \alpha}{\partial \alpha} - \frac{gx^2}{2v_0^2} \frac{\partial \cos^{-2} \alpha}{\partial \alpha} = 0 = \frac{x}{\cos^2 \alpha} - \frac{gx^2}{2v_0^2} \frac{2 \sin \alpha}{\cos^3 \alpha} \quad \tan \alpha = \frac{v_0^2}{gx} \quad \text{or:} \quad x = \frac{v_0^2}{g \tan \alpha}$$

$$y_{env}(x) = x \tan \alpha - \frac{gx^2}{2v_0^2} (1 + \tan^2 \alpha) \Rightarrow y_{env}(x) = x \frac{v_0^2}{gx} - \frac{gx^2}{2v_0^2} \left( 1 + \frac{v_0^4}{g^2 x^2} \right)$$



Convert  $y(x)$  solution into Active Contact Transformation Generator  $S(v_0, \alpha: x, y)$

$$y(x) = x \tan \alpha - \frac{gx^2}{2v_0^2 \cos^2 \alpha} \quad \text{becomes:} \quad S(v_0, \alpha: x, y) = -y + x \tan \alpha - \frac{gx^2}{2v_0^2 \cos^2 \alpha} = 0$$



*Envelopes* of the  $v_0$ -trajectory region contain extremal *contact points* with each trajectory

where:  $\frac{\partial S(v_0, \alpha: x, y)}{\partial \alpha} = 0$

$$x \frac{\partial \tan \alpha}{\partial \alpha} - \frac{gx^2}{2v_0^2} \frac{\partial \cos^{-2} \alpha}{\partial \alpha} = 0 = \frac{x}{\cos^2 \alpha} - \frac{gx^2}{2v_0^2} \frac{2 \sin \alpha}{\cos^3 \alpha} \quad \tan \alpha = \frac{v_0^2}{gx} \quad \text{or:} \quad x = \frac{v_0^2}{g \tan \alpha}$$

$$y_{env}(x) = x \tan \alpha - \frac{gx^2}{2v_0^2} (1 + \tan^2 \alpha) \Rightarrow y_{env}(x) = x \frac{v_0^2}{gx} - \frac{gx^2}{2v_0^2} \left( 1 + \frac{v_0^4}{g^2 x^2} \right)$$

$$y_{env}(x) = \frac{v_0^2}{g} - \frac{gx^2}{2v_0^2} - \frac{gx^2}{2v_0^2} \frac{v_0^4}{g^2 x^2} = \frac{v_0^2}{2g} - \frac{gx^2}{2v_0^2}$$

*Envelope function*



*Review of partial differential calculus*

*Chain rule and order  $\partial^2\Psi/\partial x\partial y = \partial^2\Psi/\partial y\partial x$  symmetry*

*Scaling transformation between Lagrangian and Hamiltonian views of KE*

*Introducing 0<sup>th</sup> Lagrange and 0<sup>th</sup> Hamilton differential equations of mechanics*

*Introducing 1<sup>st</sup> Lagrange and 1<sup>st</sup> Hamilton differential equations of mechanics*

*Introducing the Poincare' and Legendre contact transformations*

*Geometry of Legendre contact transformation (Preview of Unit 8 relativistic quantum mechanics)*

*Example from thermodynamics*

*Legendre transform: special case of General Contact Transformation (lights, camera, ACTION!)*

*An elementary contact transformation from sophomore physics*

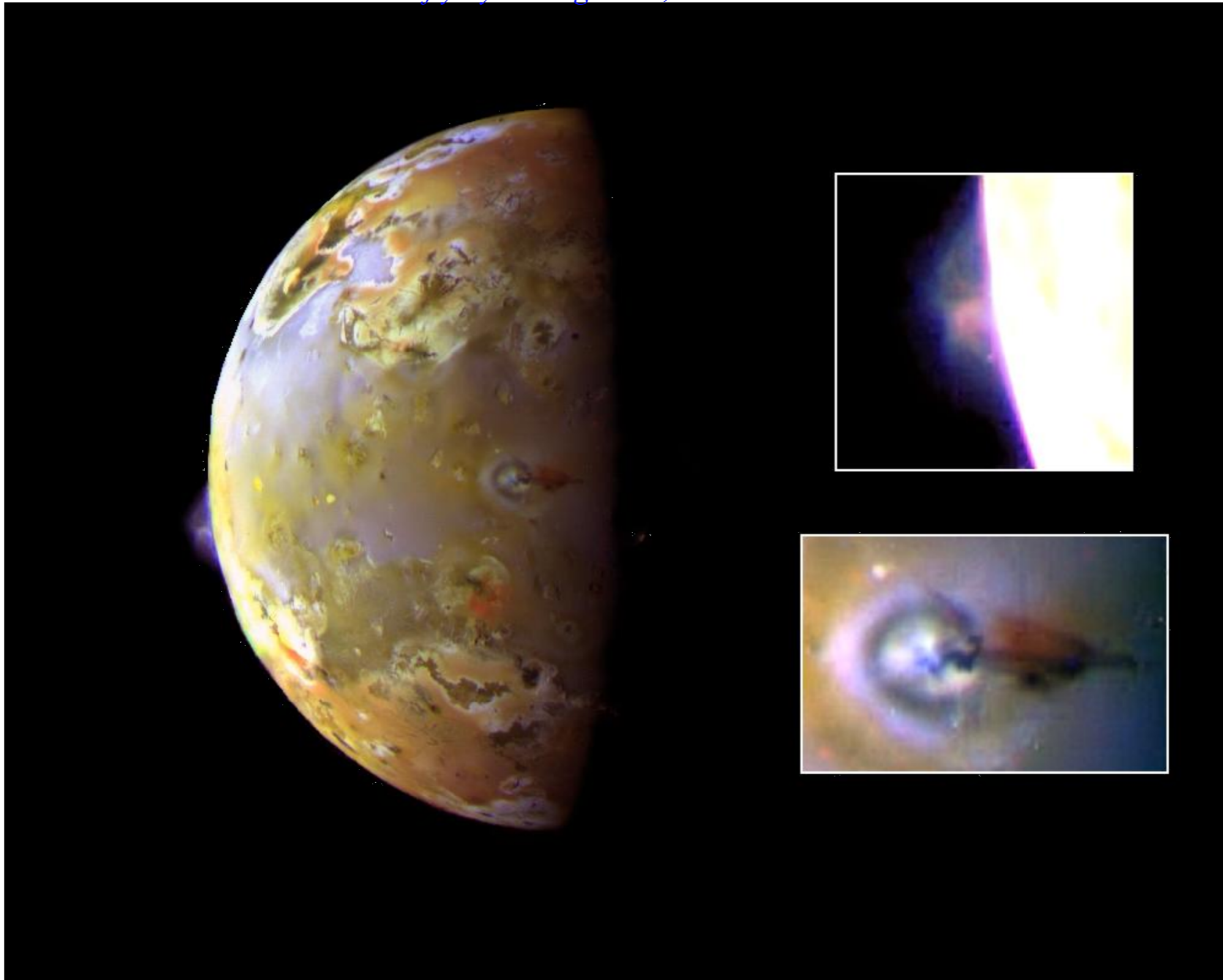
*Algebra-calculus development of "The Volcanoes of Io" and "The Atoms of NIST"*

 *Intuitive-geometric development of " " " and " " "*

# *The Plumes of Prometheus*

*NASA-Galileo Project*

*Io fly-by on August 18, 1997*



[NASA Astronomy Picture of the Day - Io: The Prometheus Plume \(Just Image\)](#)

[NASA Galileo - Io's Alien Volcanoes](#)

[New Horizons - Volcanic Eruption Plume on Jupiter's moon IO](#)

[NASA Galileo - A Hawaiian-Style Volcano on Io](#)

# IO'S ALIEN VOLCANOES



[Space Science News home](#)

*Pretty bad sketch of plumes  
(Las Vegas model of planetary ejecta?)*

## IO'S ALIEN VOLCANOES

*Do these guys need a geometry lesson?*

*Need to fly parabola  
kite geometry...*

SCIENTISTS ARE EAGER FOR A CLOSER LOOK AT THE SOLAR SYSTEM'S STRANGEST AND MOST ACTIVE VOLCANOES WHEN GALILEO FLIES BY IO ON OCTOBER 11.

**October 4, 1999:** Thirty years ago, before the Voyager probes visited Jupiter, if you had described Io to a literary critic it would have been declared overwrought science fiction. Jupiter's strange moon is literally bursting with volcanoes. Dozens of active vents pepper the landscape which also includes gigantic frosty plains, towering mountains and volcanic rings the size of California. The volcanoes themselves are the hottest spots in the solar system with temperatures exceeding 1800 K (1527 C). The plumes which rise 300 km into space are so large they can be seen from Earth by the Hubble Space Telescope. Confounding common sense, these high-rising ejecta seem to be made up of, not blisteringly hot lava, but frozen sulfur dioxide. And to top it all off, Io bears a striking resemblance to a pepperoni pizza. Simply unbelievable.



**Right:** Digital Radiance simulation of Pillan Patera just before the Galileo flyby. [click for animation](#) → .

[NASA Astronomy Picture of the Day - Io: The Prometheus Plume \(Just Image\)](#)

[NASA Galileo - Io's Alien Volcanoes](#)

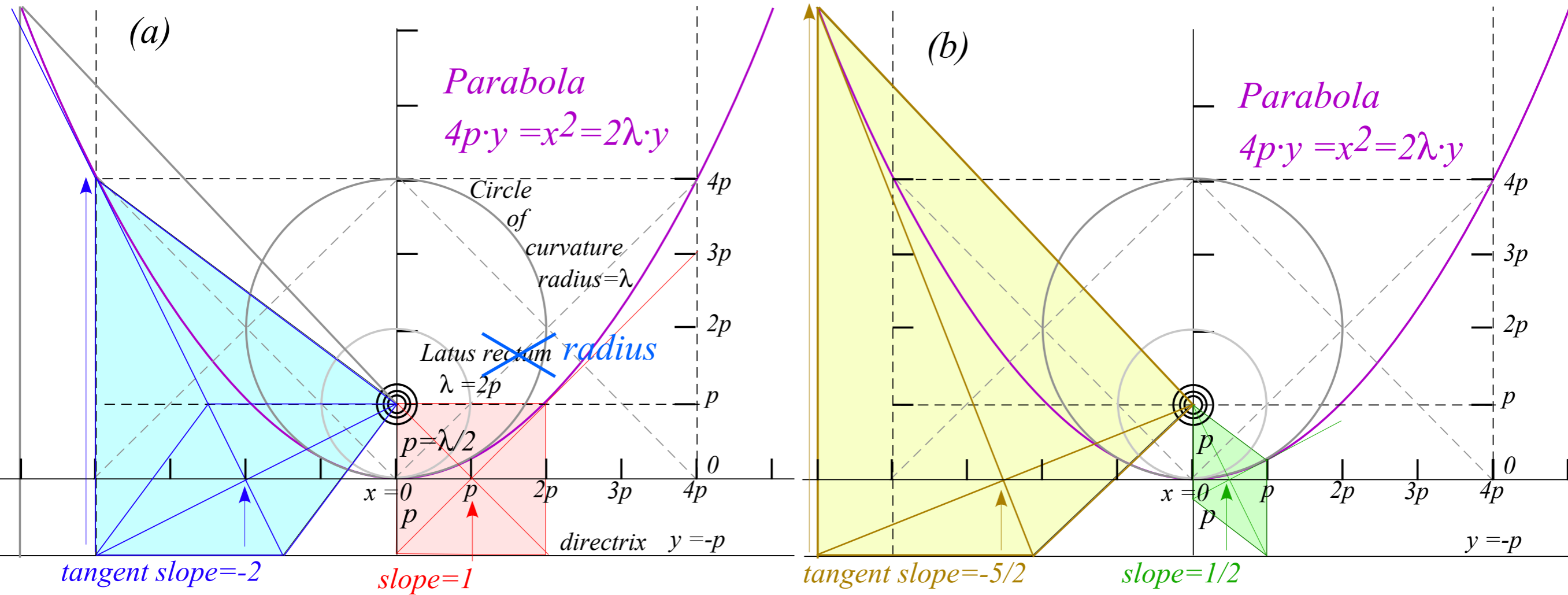
[New Horizons - Volcanic Eruption Plume on Jupiter's moon IO](#)

[NASA Galileo - A Hawaiian-Style Volcano on Io](#)



...conventional parabolic geometry...carried to extremes...

Recall Lecture 6 p.26 and p. 48-49 for kite geometry and application



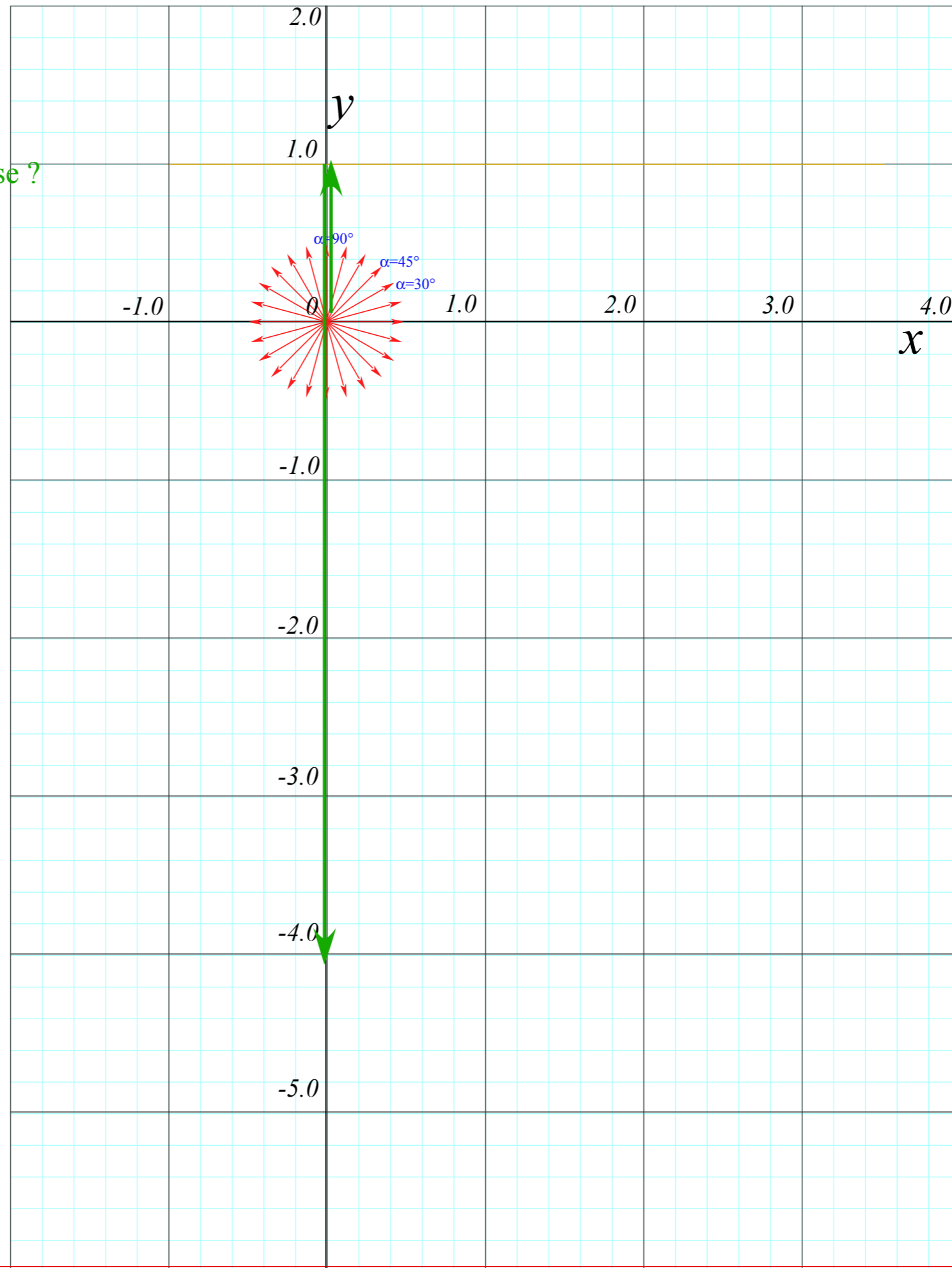
Unit 1  
Fig. 9.4

Say  $\alpha=90^\circ$  path rises to 1.0  
then drops. When at  $y=1.0$ ...

Q1. ...where is its focus?

Q2. ...where is the **blast wave**?

Q3. ...how high can  $\alpha=45^\circ$  path path rise ?



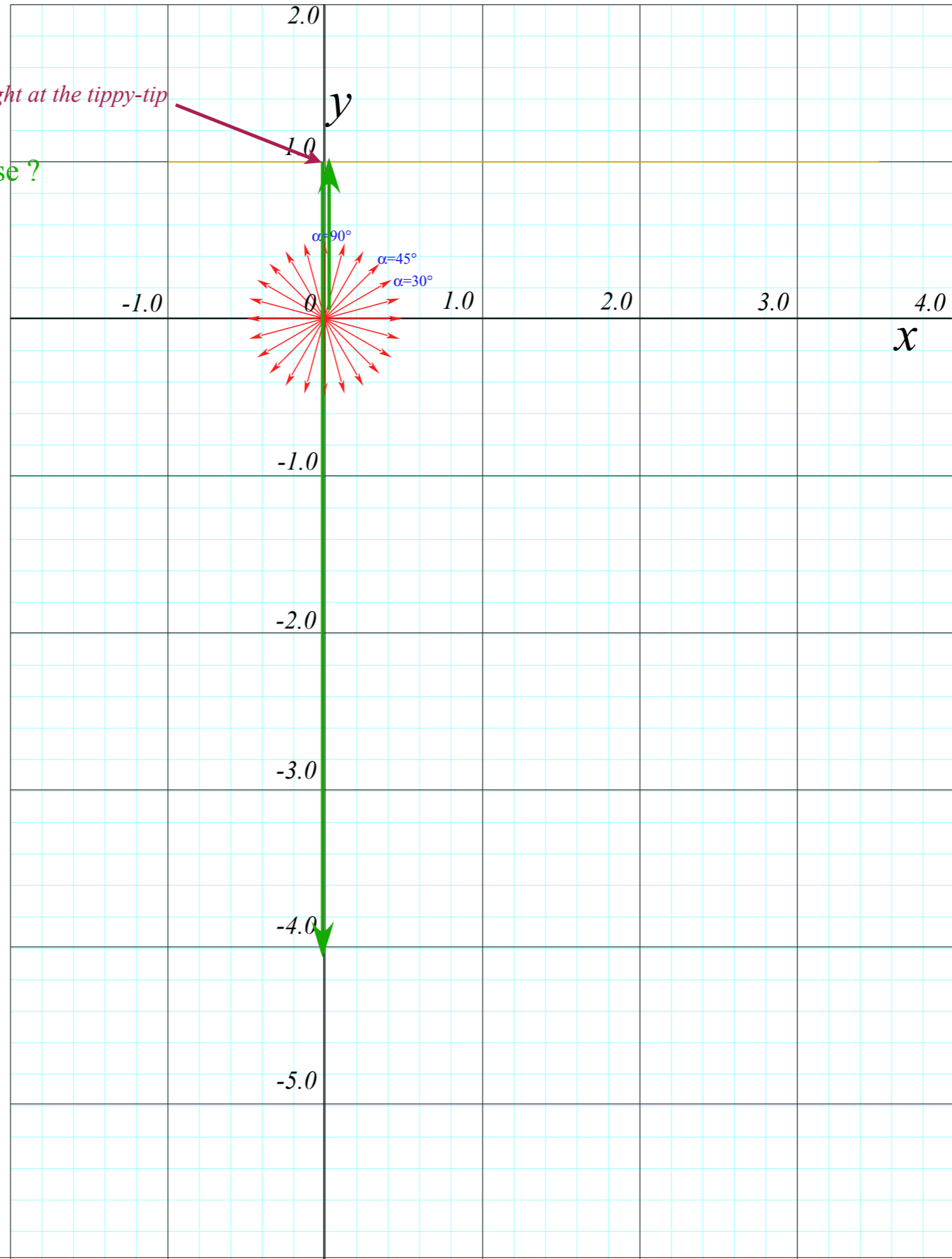
Say  $\alpha=90^\circ$  path rises to 1.0  
then drops. When at  $y=1.0$ ...

Q1. ...where is its focus?

Q2. ...where is the blast wave?

Q3. ...how high can  $\alpha=45^\circ$  path rise ?

*Right at the tippy-tip*



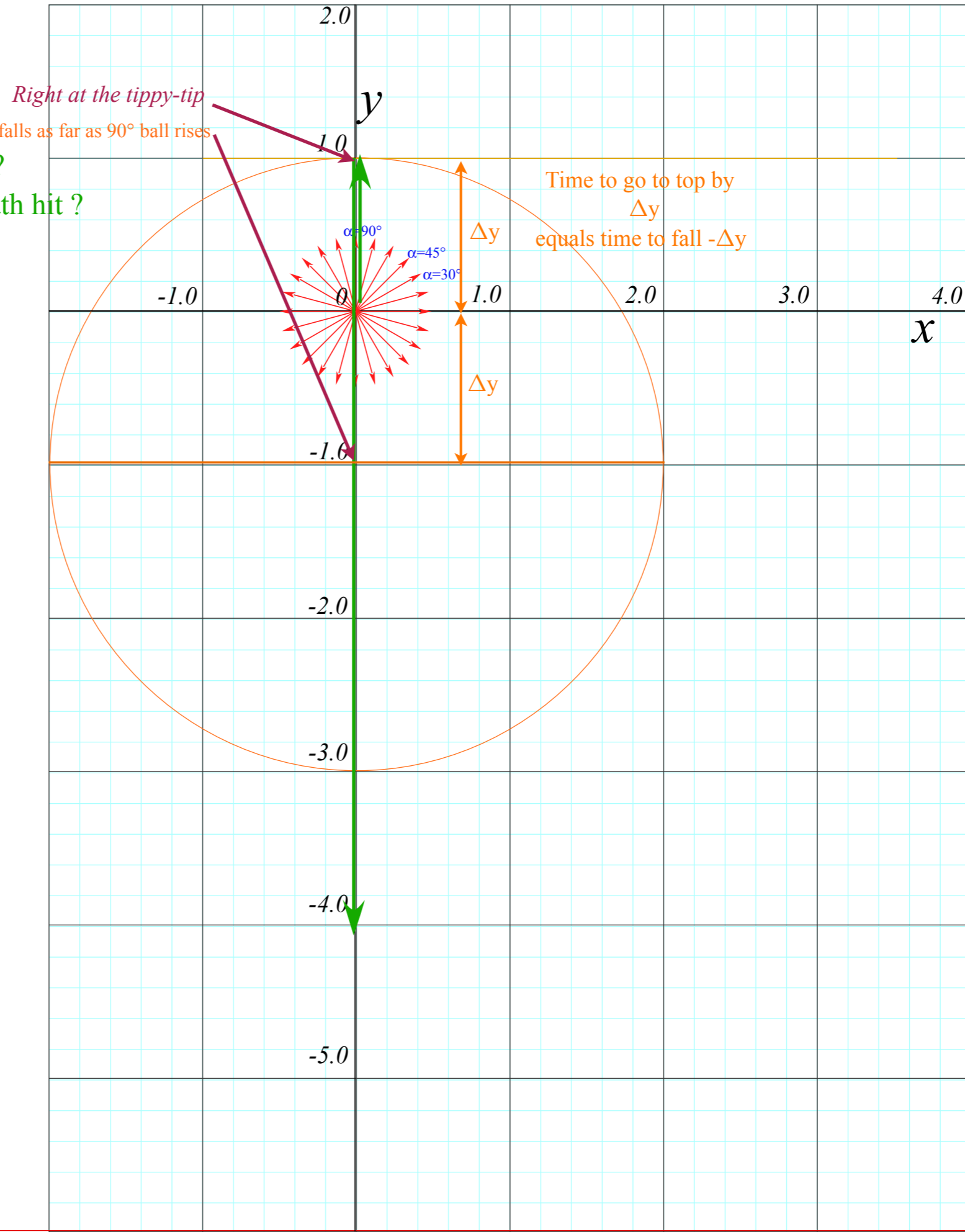
Say  $\alpha=90^\circ$  path rises to 1.0 then drops. When at  $y=1.0$ ...

Q1. ...where is its focus?

Q2. ...where is the **blast wave**? center falls as far as  $90^\circ$  ball rises

Q3. How high can  $\alpha=45^\circ$  path rise ?

Q4. Where on  $x$ -axis does  $\alpha=45^\circ$  path hit ?



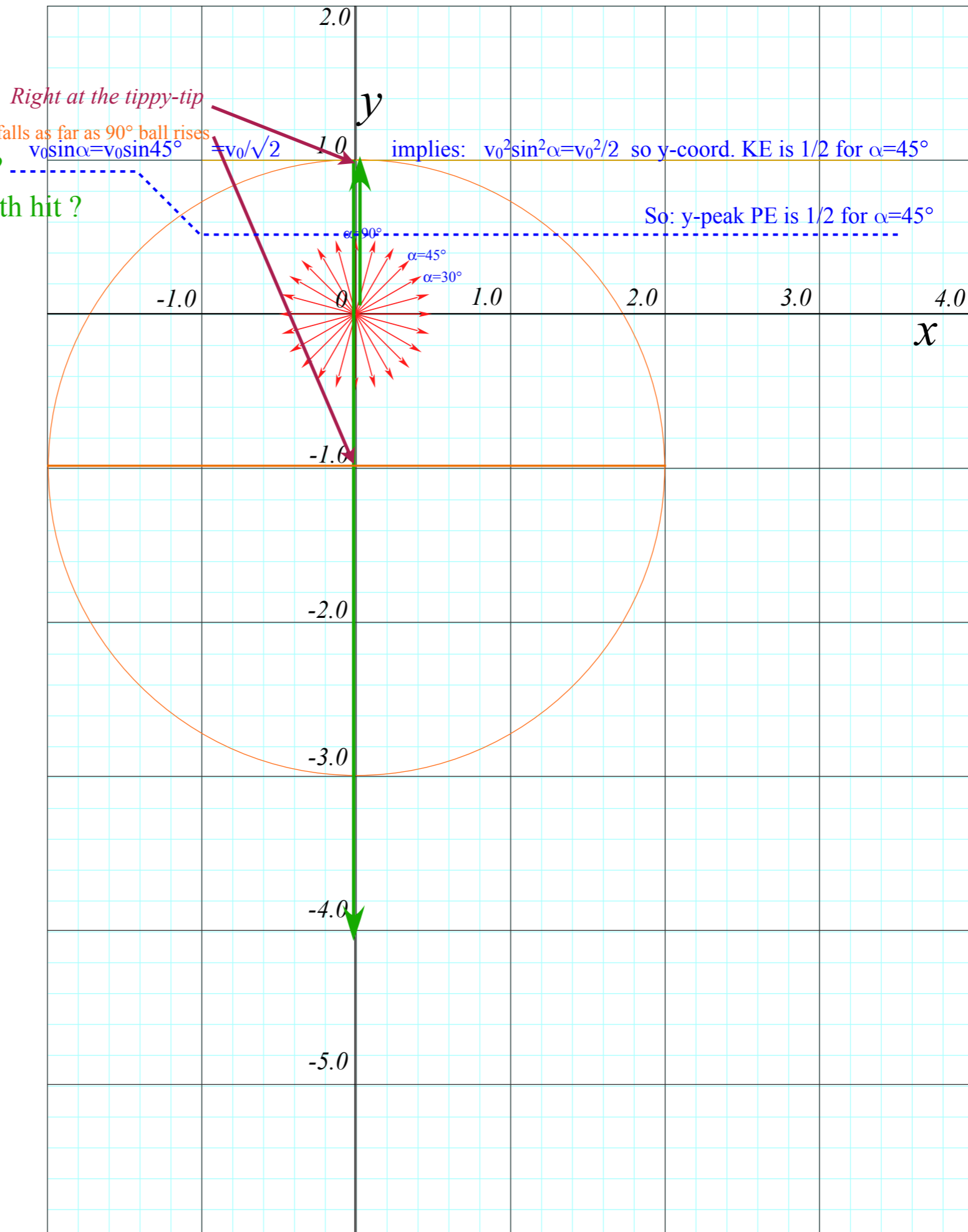
Say  $\alpha=90^\circ$  path rises to 1.0  
 then drops. When at  $y=1.0$ ...

Q1. ...where is its focus?

Q2. ...where is the **blast wave**? center falls as far as  $90^\circ$  ball rises

Q3. How high can  $\alpha=45^\circ$  path rise ?

Q4. Where on  $x$ -axis does  $\alpha=45^\circ$  path hit ?





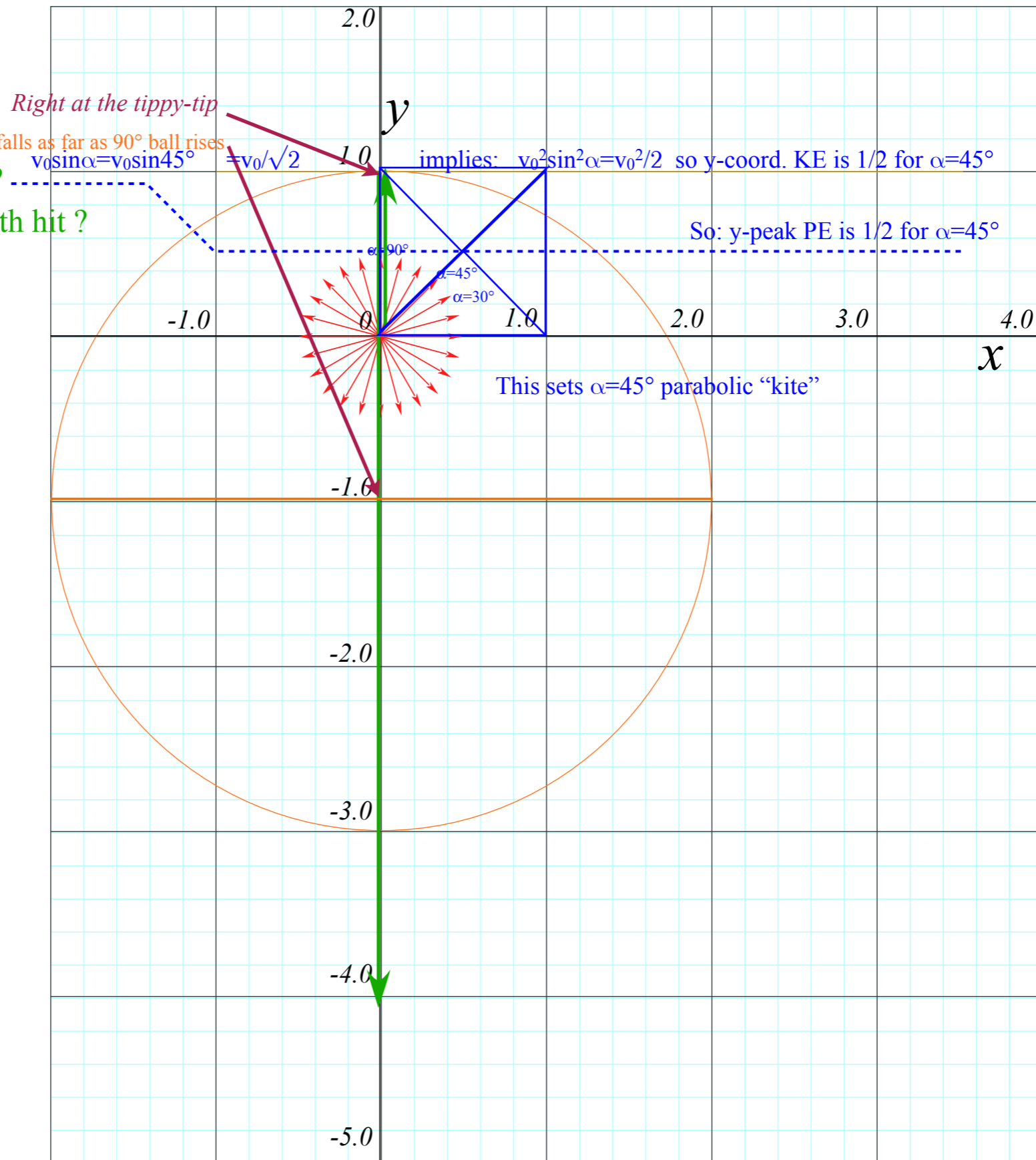
Say  $\alpha=90^\circ$  path rises to 1.0 then drops. When at  $y=1.0$ ...

Q1. ...where is its focus?

Q2. ...where is the **blast wave**? center falls as far as  $90^\circ$  ball rises

Q3. How high can  $\alpha=45^\circ$  path rise?

Q4. Where on  $x$ -axis does  $\alpha=45^\circ$  path hit?



Say  $\alpha=90^\circ$  path rises to 1.0 then drops. When at  $y=1.0$ ...

Q1. ...where is its focus?

Q2. ...where is the blast wave? center falls as far as  $90^\circ$  ball rises

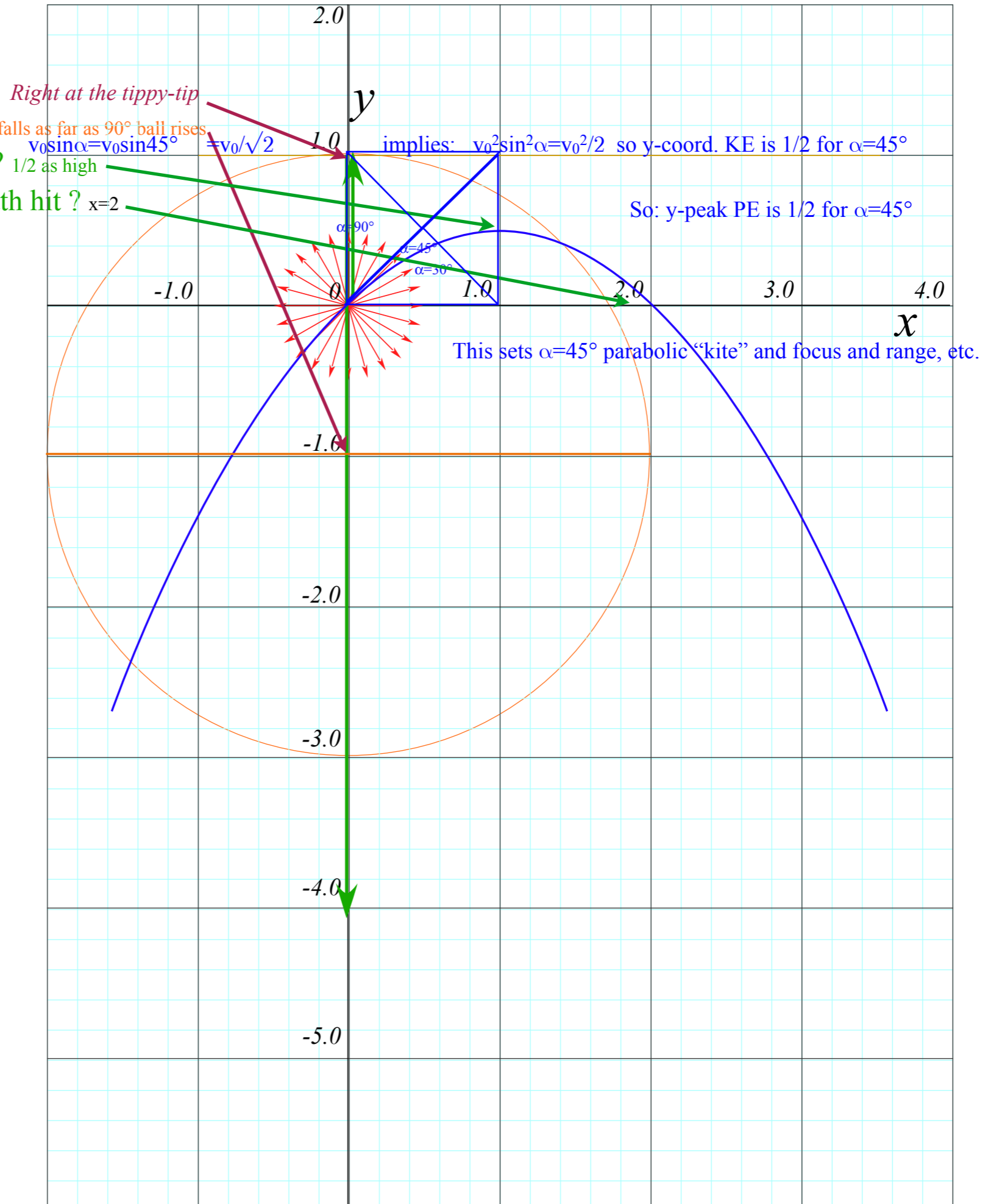
Q3. How high can  $\alpha=45^\circ$  path rise? 1/2 as high

Q4. Where on  $x$ -axis does  $\alpha=45^\circ$  path hit?  $x=2$

Q5. Where is blast wave then?

Q6. Where is  $\alpha=45^\circ$  path focus?

Q7. Guess for all-path envelope? and its focus? directrix?



Say  $\alpha=90^\circ$  path rises to 1.0 then drops. When at  $y=1.0$ ...

Q1. ...where is its focus?

Q2. ...where is the **blast wave**? center falls as far as  $90^\circ$  ball rises

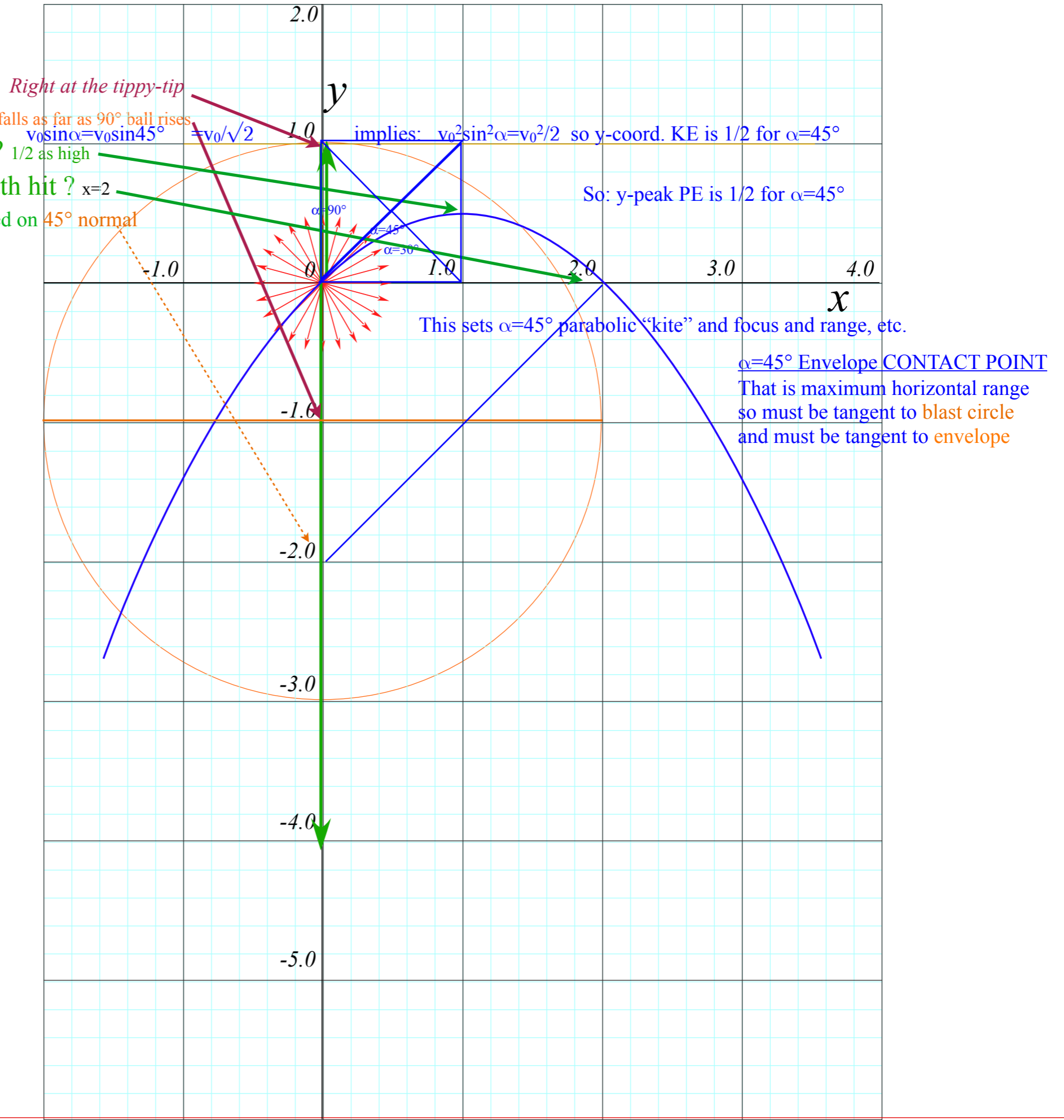
Q3. How high can  $\alpha=45^\circ$  path rise?  $1/2$  as high

Q4. Where on  $x$ -axis does  $\alpha=45^\circ$  path hit?  $x=2$

Q5. Where is **blast wave** then? centered on  $45^\circ$  normal

Q6 Where is  $\alpha=45^\circ$  path focus?

Q7 Guess for all-path envelope? and its focus? directrix?



Say  $\alpha=90^\circ$  path rises to 1.0  
 then drops. When at  $y=1.0$ ...

Q1. ...where is its focus?

Q2. ...where is the **blast wave**? center falls as far as  $90^\circ$  ball rises

Q3. How high can  $\alpha=45^\circ$  path rise? 1/2 as high

Q4. Where on  $x$ -axis does  $\alpha=45^\circ$  path hit?  $x=2$

Q5. Where is **blast wave** then? centered on  $45^\circ$  normal

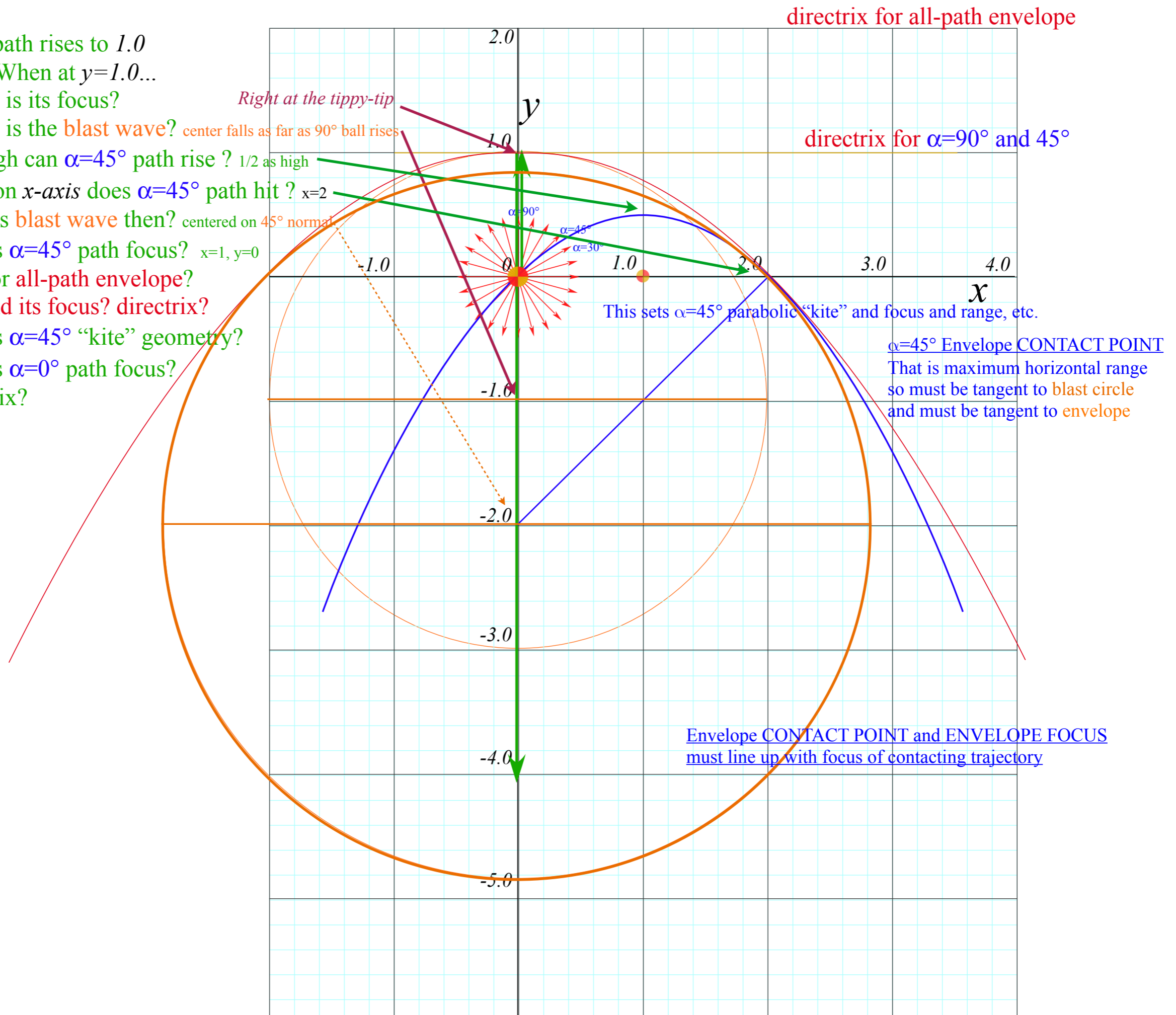
Q6 Where is  $\alpha=45^\circ$  path focus?  $x=1, y=0$

Q7 Guess for **all-path envelope**

and its focus? directrix?

Q7 Where is  $\alpha=45^\circ$  "kite" geometry?

Q8 Where is  $\alpha=0^\circ$  path focus?  
 directrix?



directrix for all-path envelope

directrix for  $\alpha=90^\circ$  and  $45^\circ$

This sets  $\alpha=45^\circ$  parabolic "kite" and focus and range, etc.

$\alpha=45^\circ$  Envelope CONTACT POINT

That is maximum horizontal range  
 so must be tangent to **blast circle**  
 and must be tangent to **envelope**

Envelope CONTACT POINT and ENVELOPE FOCUS  
 must line up with focus of contacting trajectory

Say  $\alpha=90^\circ$  path rises to 1.0 then drops. When at  $y=1.0$ ...

Q1. ...where is its focus?

Q2. ...where is the **blast wave**? center falls as far as  $90^\circ$  ball rises

Q3. How high can  $\alpha=45^\circ$  path rise? 1/2 as high

Q4. Where on  $x$ -axis does  $\alpha=45^\circ$  path hit?  $x=2$

Q5. Where is **blast wave** then? centered on  $45^\circ$  normal

Q6 Where is  $\alpha=45^\circ$  path focus?  $x=1, y=0$

Q7 Guess for **all-path envelope**

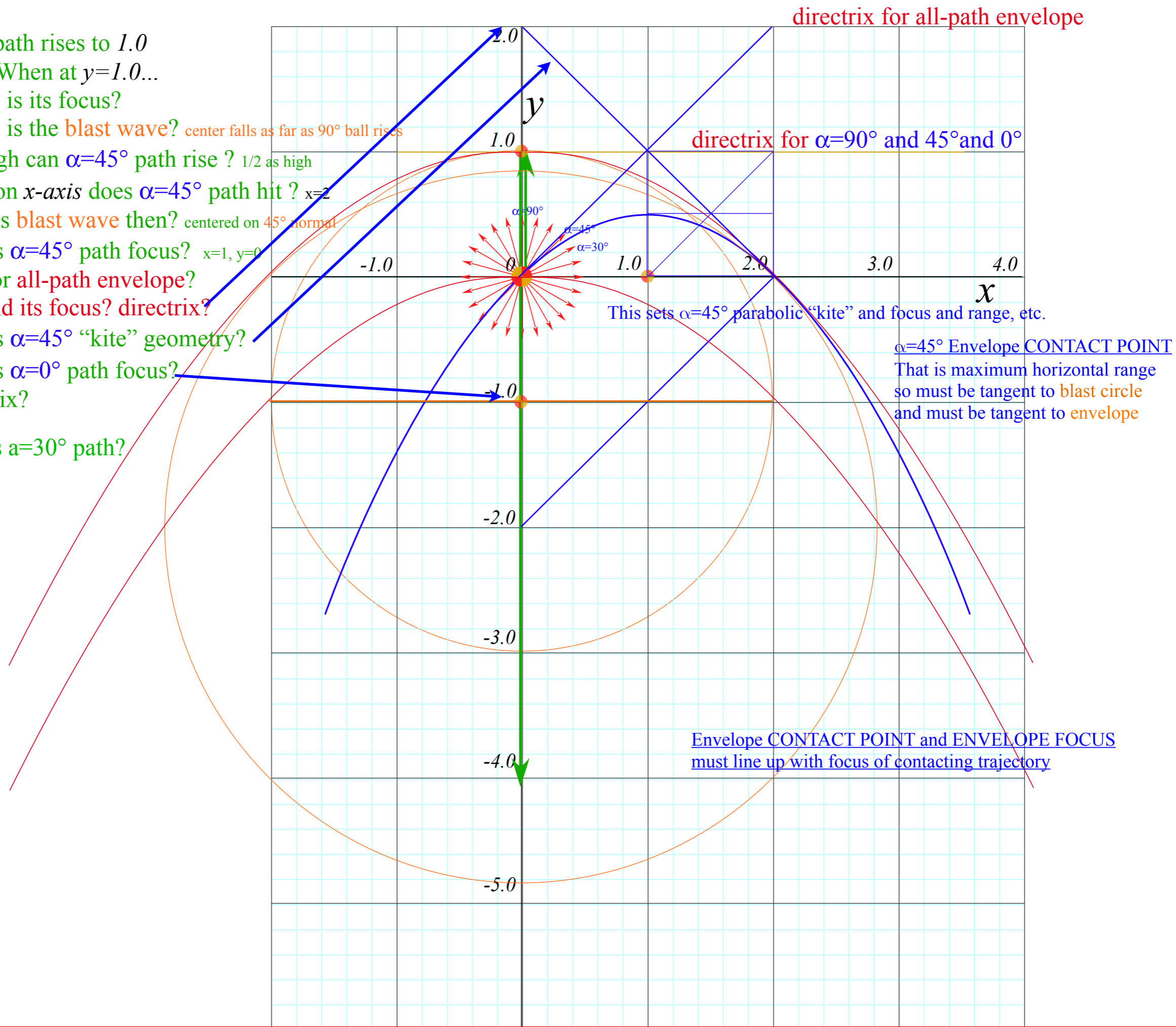
and its focus? directrix?

Q7 Where is  $\alpha=45^\circ$  "kite" geometry?

Q8 Where is  $\alpha=0^\circ$  path focus?

directrix?

Where is  $\alpha=30^\circ$  path?



directrix for all-path envelope

directrix for  $\alpha=90^\circ$  and  $45^\circ$  and  $0^\circ$

This sets  $\alpha=45^\circ$  parabolic "kite" and focus and range, etc.

$\alpha=45^\circ$  Envelope CONTACT POINT

That is maximum horizontal range so must be tangent to **blast circle** and must be tangent to **envelope**

Envelope CONTACT POINT and ENVELOPE FOCUS must line up with focus of contacting trajectory

Say  $\alpha=90^\circ$  path rises to 1.0  
 then drops. When at  $y=1.0$ ...

Q1. ...where is its focus?

Q2. ...where is the **blast wave**? center falls as far as  $90^\circ$  ball rises

Q3. How high can  $\alpha=45^\circ$  path rise?  $1/2$  as high

Q4. Where on  $x$ -axis does  $\alpha=45^\circ$  path hit?  $x=2$

Q5. Where is **blast wave** then? centered on  $45^\circ$  normal

Q6 Where is  $\alpha=45^\circ$  path focus?  $x=1, y=0$

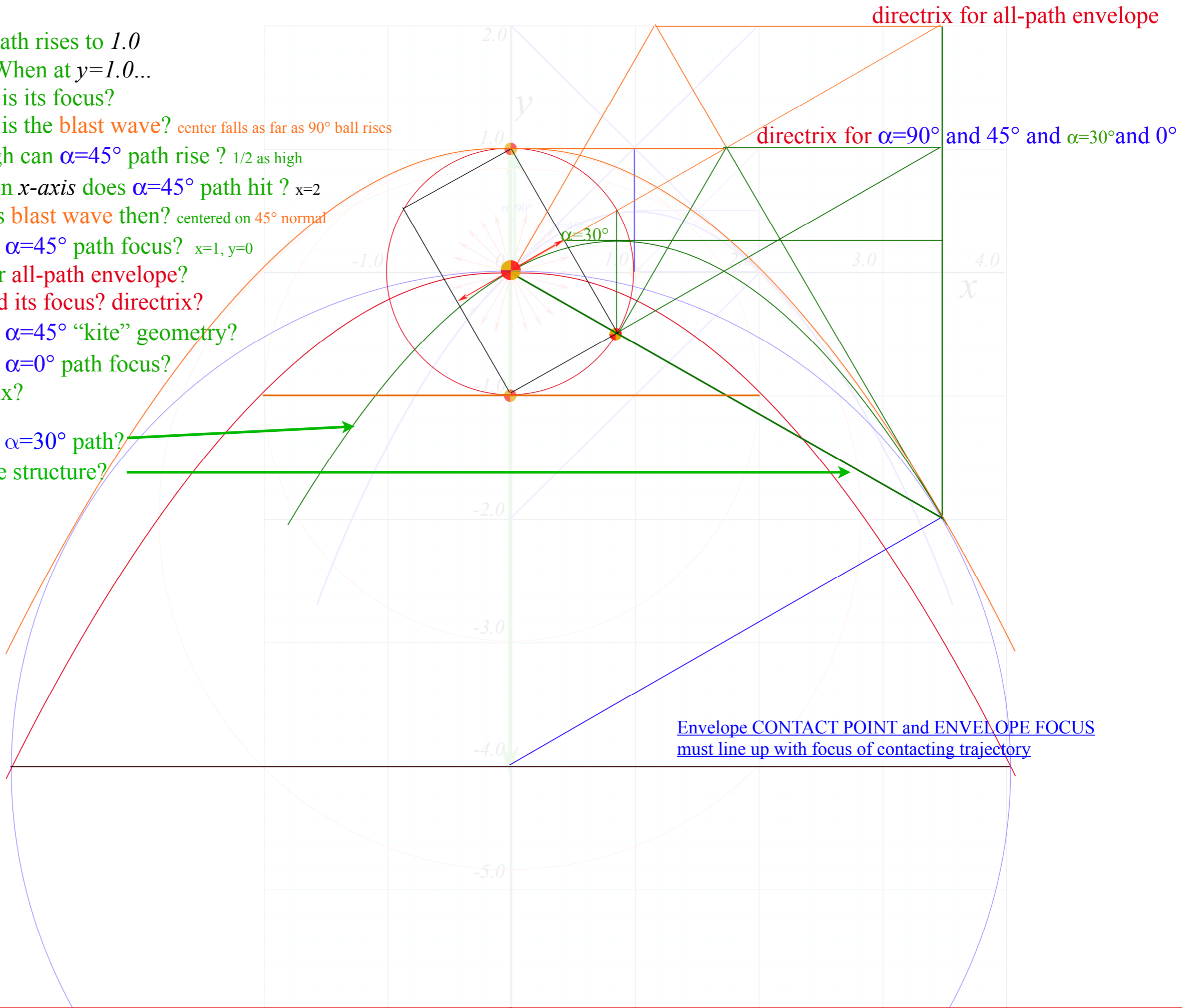
Q7 Guess for **all-path envelope**  
 and its focus? directrix?

Q7 Where is  $\alpha=45^\circ$  "kite" geometry?

Q8 Where is  $\alpha=0^\circ$  path focus?  
 directrix?


Where is  $\alpha=30^\circ$  path?

...and kite structure?

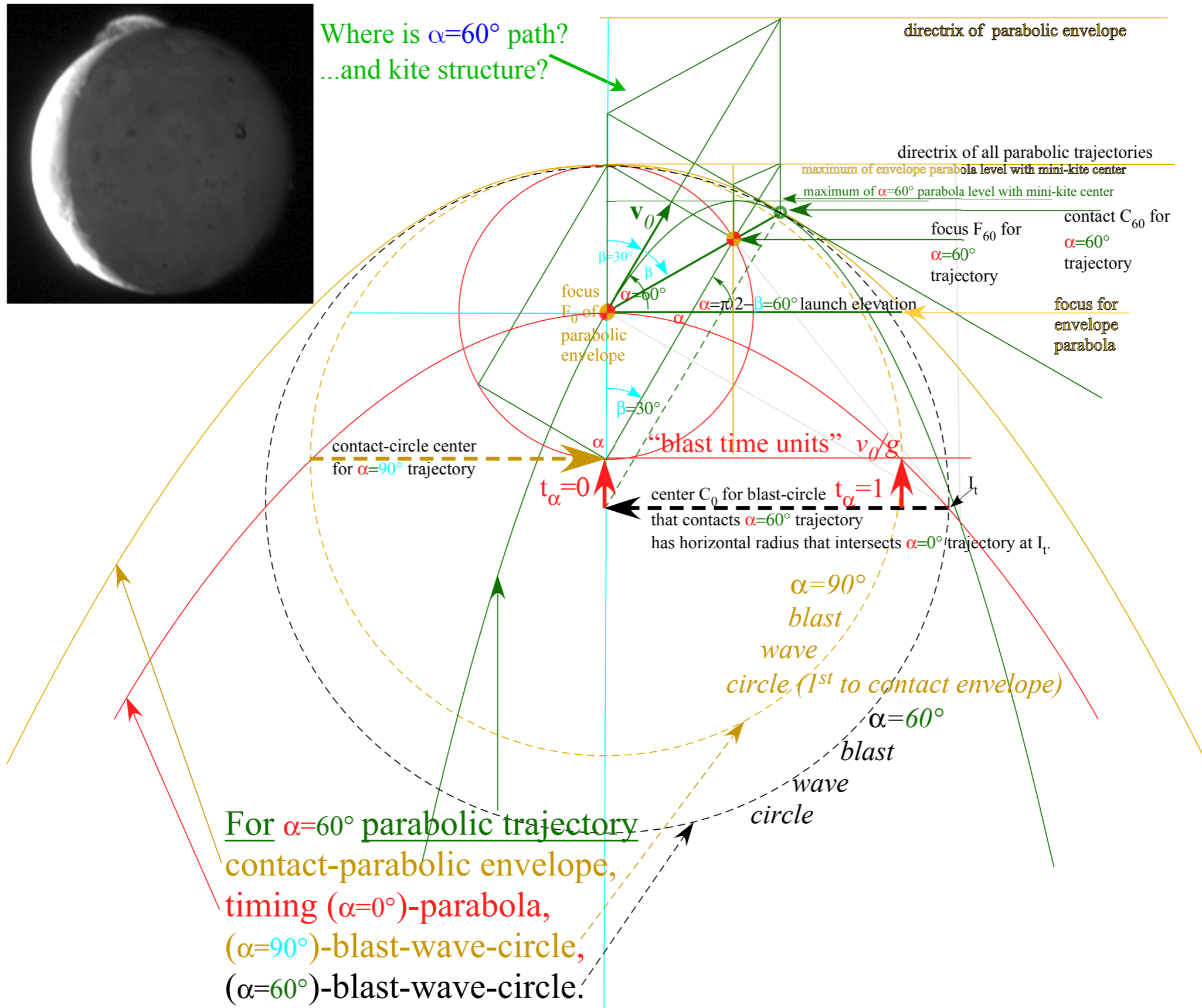


Envelope CONTACT POINT and ENVELOPE FOCUS  
 must line up with focus of contacting trajectory





Where is  $\alpha=60^\circ$  path?  
 ...and kite structure?



For  $\alpha=60^\circ$  parabolic trajectory  
 contact-parabolic envelope,  
 timing ( $\alpha=0^\circ$ )-parabola,  
 ( $\alpha=90^\circ$ )-blast-wave-circle,  
 ( $\alpha=60^\circ$ )-blast-wave-circle.

Given elevation  $\alpha=30^\circ$  construct contact-parabola, blast-wave-circle, and time.

Note large kite for envelope that contacts  $\alpha=30^\circ$  trajectory smaller kite that contacts that  $\alpha=30^\circ$  trajectory and the  $\alpha=30^\circ$  blast wave circle.

Step 1: Extend elevation  $\alpha=30^\circ$  line OD (polar  $\beta=60^\circ$ ) to All- $\alpha$  directrix pt. D to envelope directrix F

Step 4: Drop vertical line D'C to intersect focal radius OF at the contact pt. C.

Step 5: Parabola kite-axis line DEC is parabola tangent at contact pt. C.

Step 2: Extend double- $\beta(2\beta=120^\circ)$ -focal radius OF past focus-locus pt. F to (eventually) intersect contact pt. C.

Step 3: Extend Thales-rectangle segment TF past focus pt. F to All- $\alpha$  directrix pt. D'.

Step 6: Drop parabola kite-cross-axis line TFED' by vertical line D'C to make contact-circle radius line O'C. The ( $\alpha=30^\circ$ )-contact-circle is blast-wave-circle at the moment that ( $\alpha=30^\circ$ )-parabola contacts envelope, too.

contact-circle radius line O'C has elevation  $\alpha=30^\circ$

Step 7: Draw timing-parabola OT'T'' (elevation  $\alpha=0^\circ$ -parabola) Where timing-parabola hits a blast circle (for example at T' for  $t_{\alpha=90^\circ}=1$  and at T'' for  $t_{\alpha=30^\circ}=2$ ) marks the time (in "blast units"  $v_0/g$  by x value) for that circle and its contacting parabola.

$t_\alpha=0$        $t_\alpha=1$        $t_\alpha=2$

"blast time units"  $v_0/g$

$\alpha=30^\circ$  blast wave circle

Lecture 8 ends here  
Mon. 9.17.2018

