

Lectures 3-4extra
Tue 2.2.2016

Analysis of 1D 2-Body Collisions

(Ch. 2 to Ch. 4 of Unit 1)

Review of elastic Kinetic Energy ellipse geometry

The X2 Superball pen launcher

Perfectly elastic “ka-bong” velocity amplification effects (Faux-Flubber)

Geometry of X2 launcher bouncing in box

Independent Bounce Model (IBM)

Geometric optimization and range-of-motion calculation(s)

Integration of (V_1, V_2) data to space-time plots $(y_1(t), t)$ and $(y_2(t), t)$ plots

Integration of (V_1, V_2) data to space-space plots (y_1, y_2) Examples $(M_1=7, M_2=1)$ and $(M_1=49, M_2=1)$

Multiple collisions calculated by matrix operator products

Matrix or tensor algebra of 1-D 2-body collisions

Ellipse rescaling-geometry and reflection-symmetry analysis

Rescaling KE ellipse to circle

How this relates to Lagrangian, l'Etrangian, and Hamiltonian mechanics later on

Reflections in the clothing store: “It’s all done with mirrors!”

Introducing hexagonal symmetry $D_6 \sim C_{6v}$ (Resulting for $m_1/m_2=3$)

Group multiplication and product table

Classical collision paths with $D_6 \sim C_{6v}$ (Resulting from $m_1/m_2=3$)

Other not-so-symmetric examples: $m_1/m_2=4$ and $m_1/m_2=7$ and $(M_1=100, M_2=1)$

Review of elastic Kinetic Energy ellipse geometry

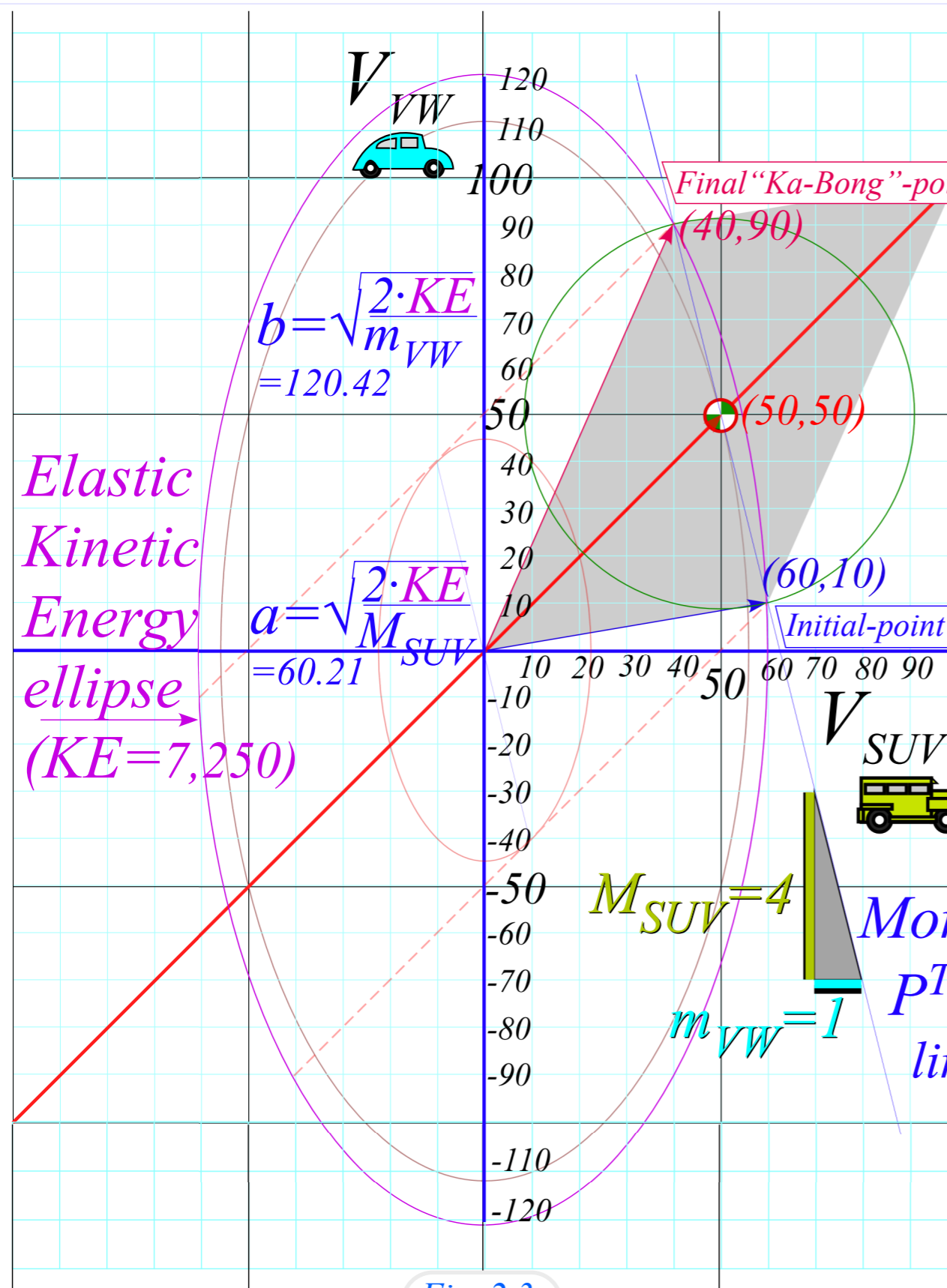


Fig. 2.3a
(Unit 1)

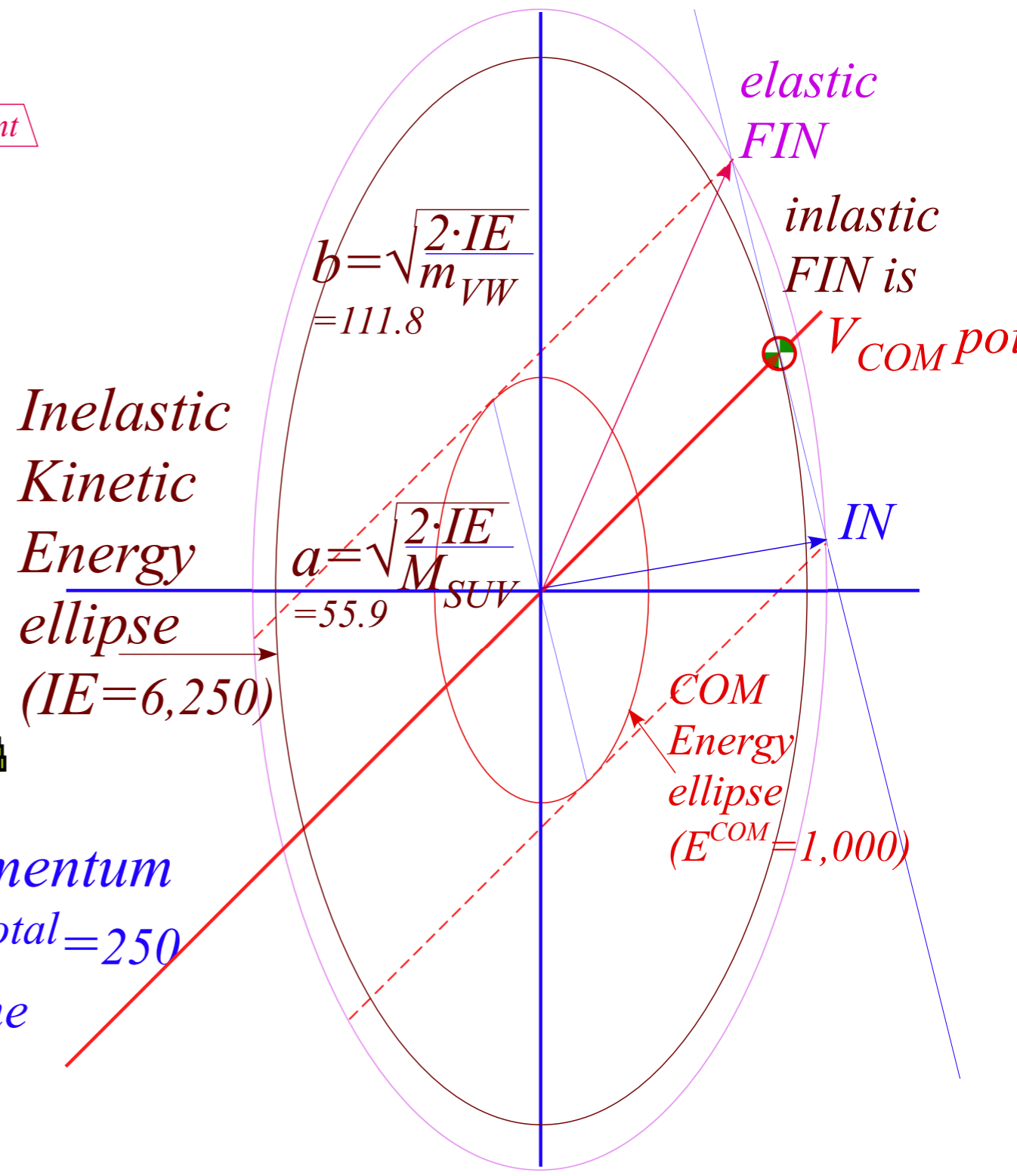


Fig. 2.3b
(Unit 1)

The X-2 Pen launcher and Superball Collision Simulator*

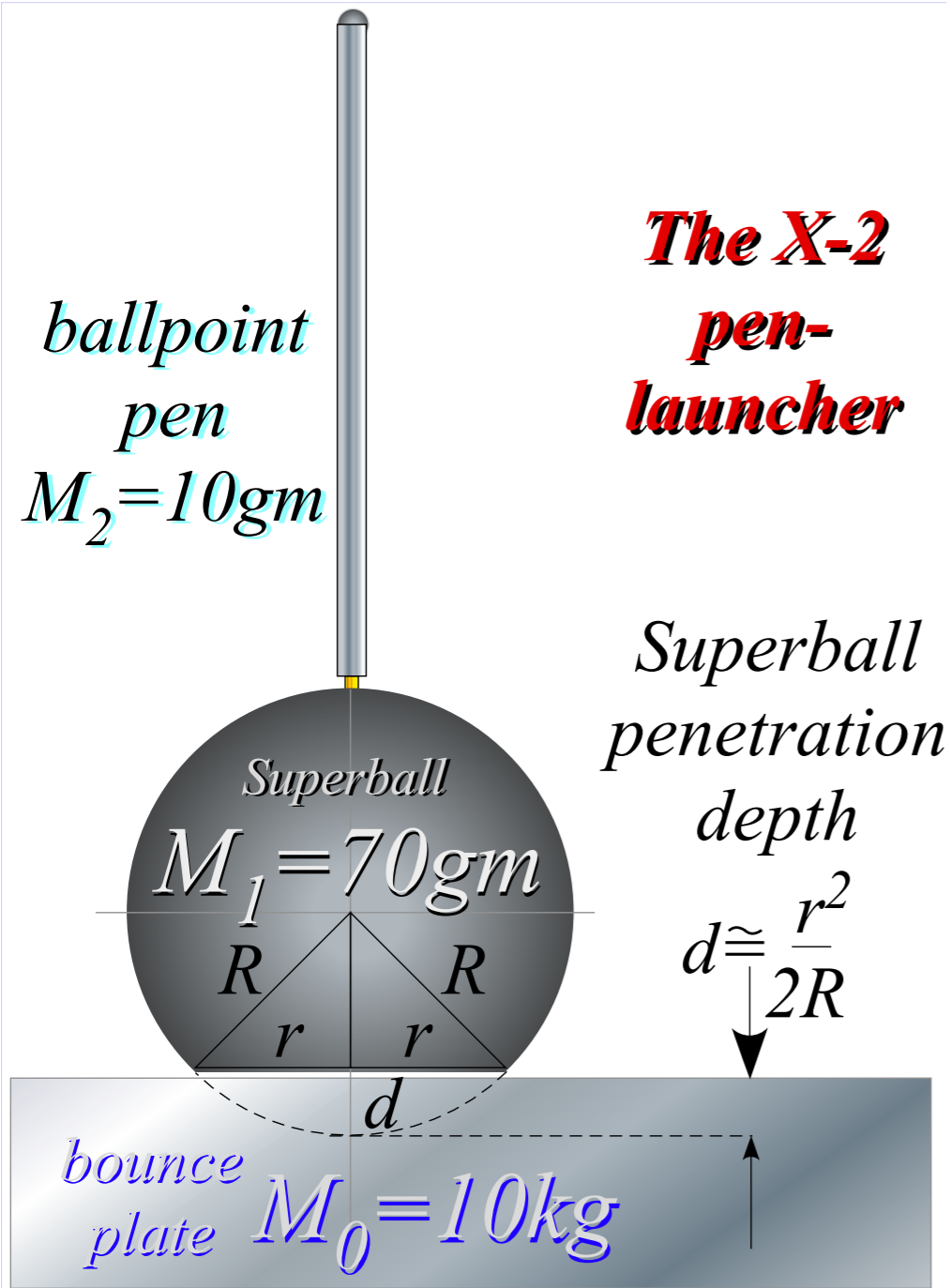
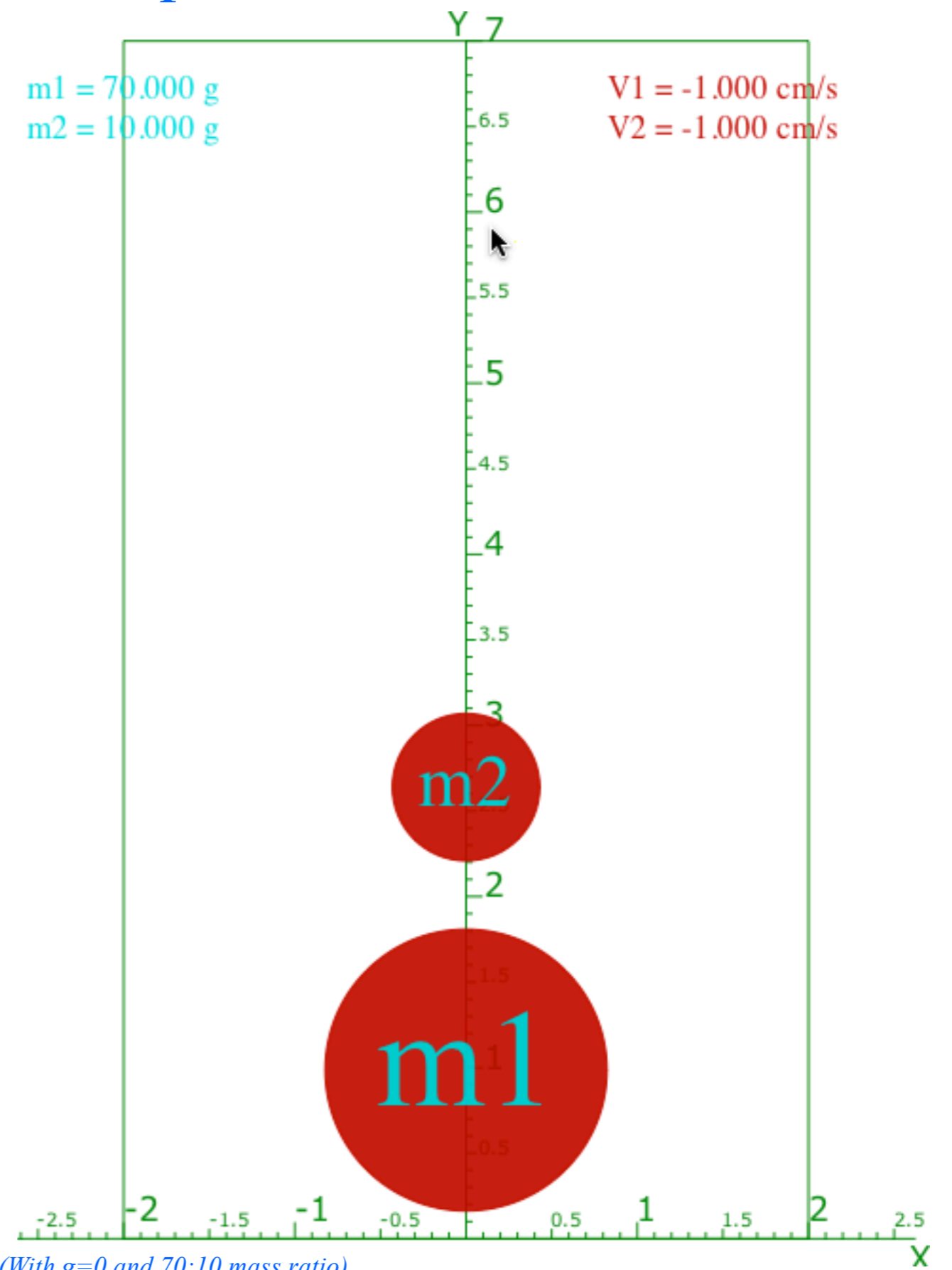


Fig. 3.1
(Unit 1)



(With $g=0$ and 70:10 mass ratio)

*Launch Generic Superball Collision Web Simulator <http://www.uark.edu/ua/modphys/markup/BounceItWeb.html?scenario=1007>

The X-2 Pen launcher and Superball Collision Simulator*

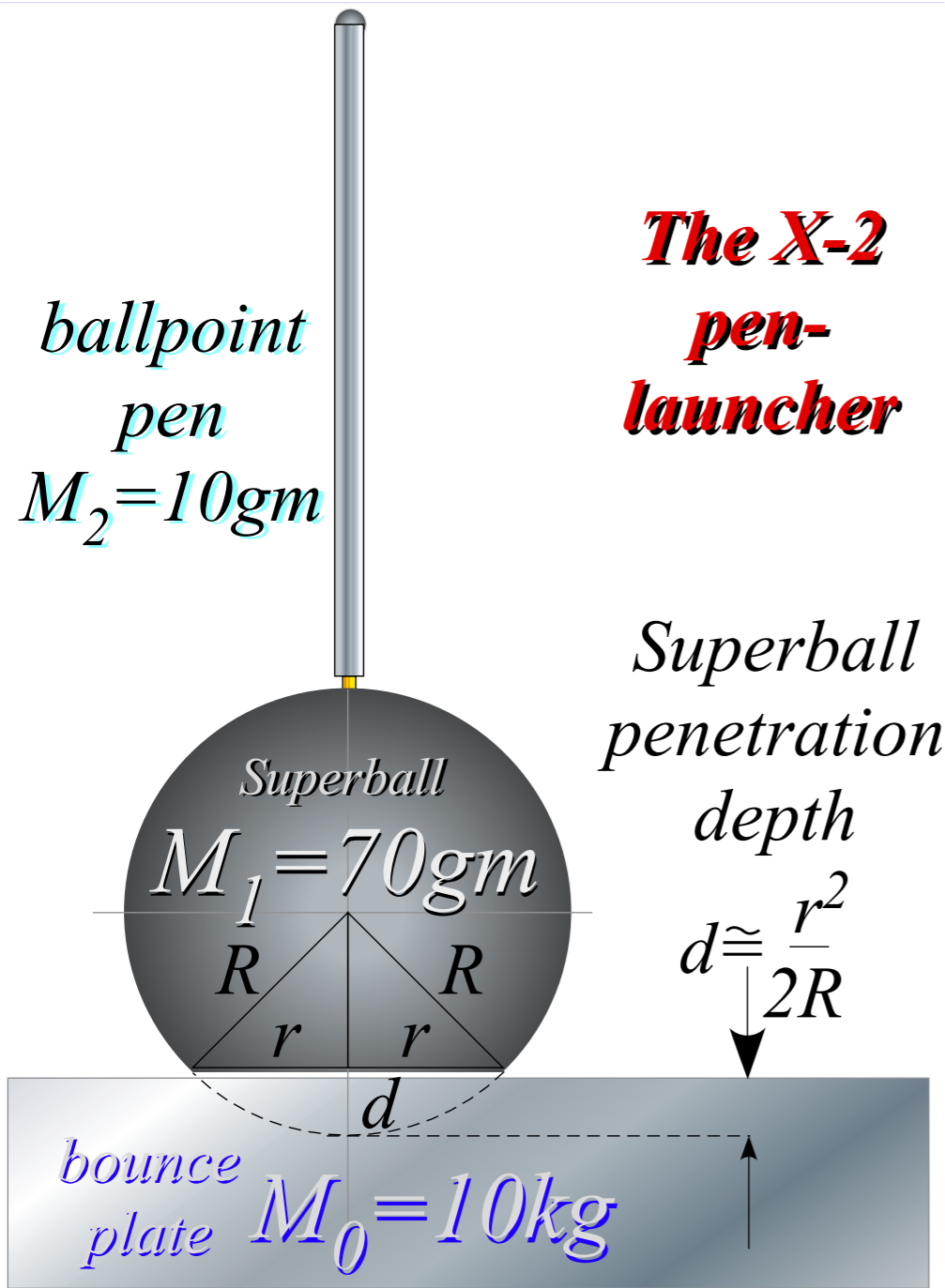


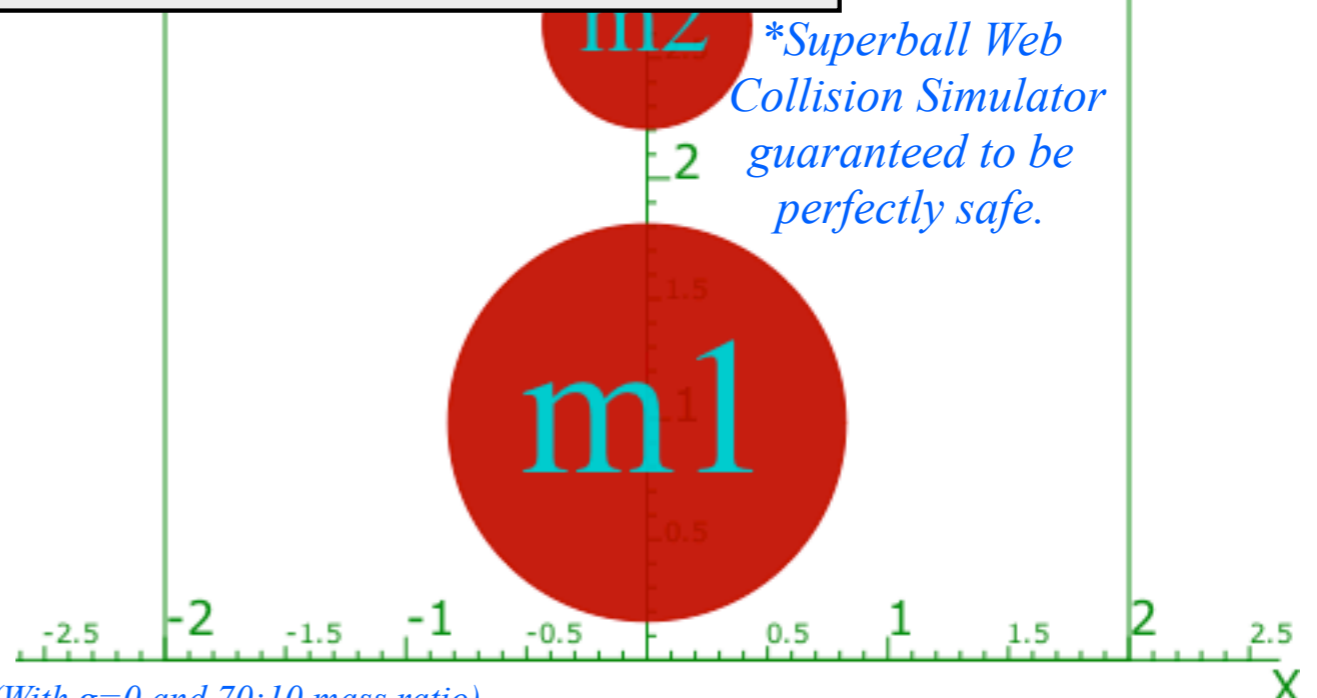
Fig. 3.1
(Unit 1)

Caution: Product Liability Disclaimer

This ballpoint pen could be hazardous to your health! The experiments which are the subject of this discussion are both spectacular and potentially dangerous, and care to protect one's eyes should be taken. The simplest experiment involves sticking a ball point pen into a superball or other hard rubber ball and dropping the two onto a hard floor. If done correctly the pen will eject the ball with such force it may stick in the ceiling of the room. Obviously you want to be careful with this weapon. And, this goes doubly and triply for the more advanced models that may be developed in the course of studying this stuff. It is recommended that experimenters wear safety glasses when doing these experiments with pens. (We could just say don't use pens, but that's an easy way to do this experiment and probably the way most people will go about it.) Some of the tangential experiments associated with this development are less hazardous. To measure the potential force function of a ball one may simply paint the ball and measure the spot size as a function of drop height h .

The saggital approximation $d = r^2 / 2R$ allows one to quickly convert spot radius r to penetration depth x for a superball of radius R as shown in the figure. Equating this to Mgh gives the ball potential energy function $V(x)$.

$V_1 = -1.000 \text{ cm/s}$
 $V_2 = -1.000 \text{ cm/s}$



(With $g=0$ and 70:10 mass ratio)

*Launch Generic Superball Collision Web Simulator

<http://www.uark.edu/ua/modphys/markup/BounceItWeb.html?scenario=1007>

ballpoint pen
 $M_2 = 10\text{gm}$

The X-2 pen-launcher

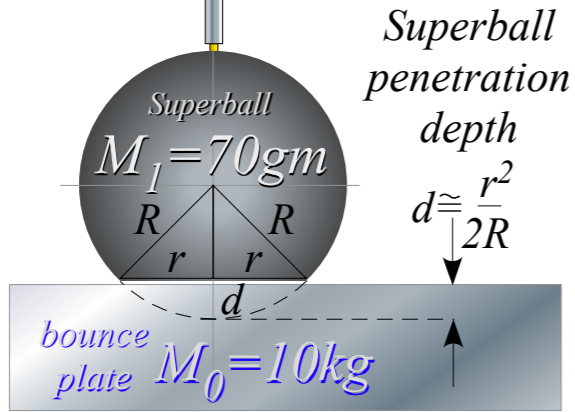


Fig. 3.3
 (Unit 1)

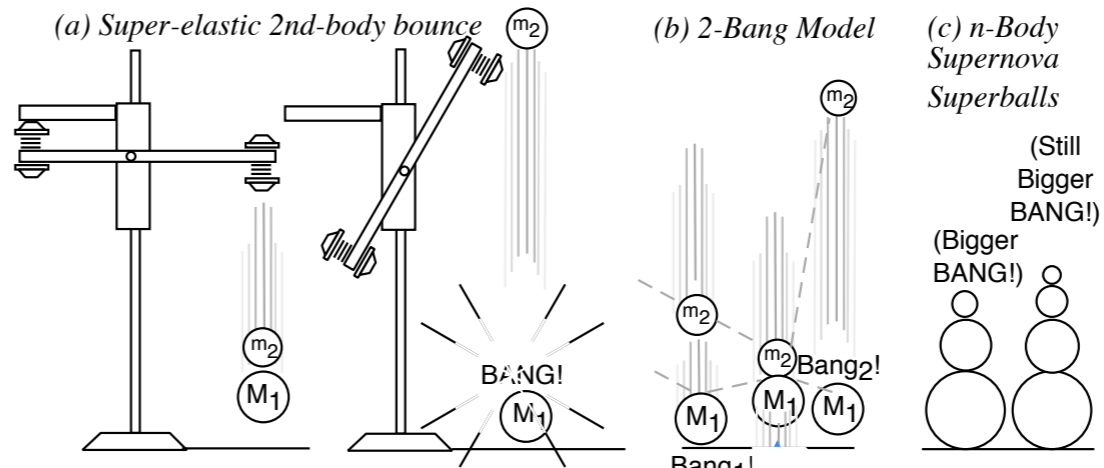
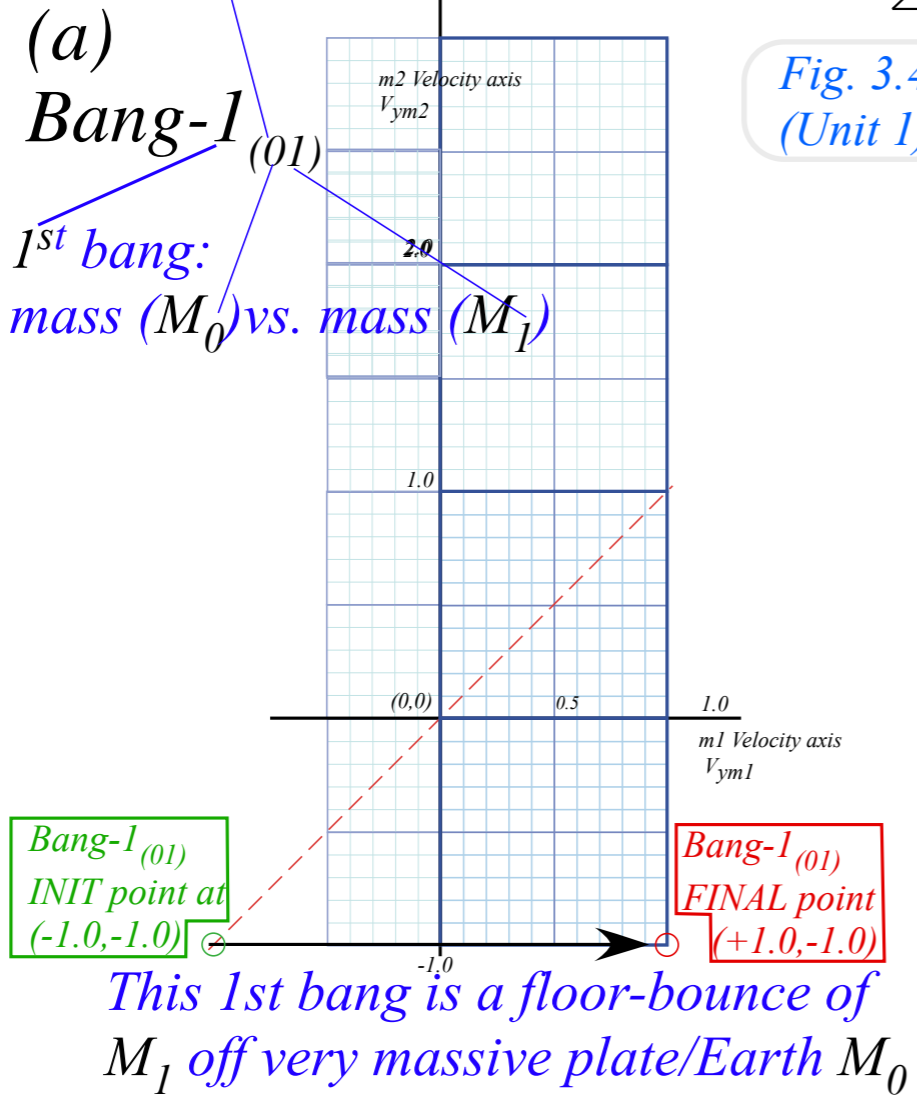


Fig. 3.4
 (Unit 1)

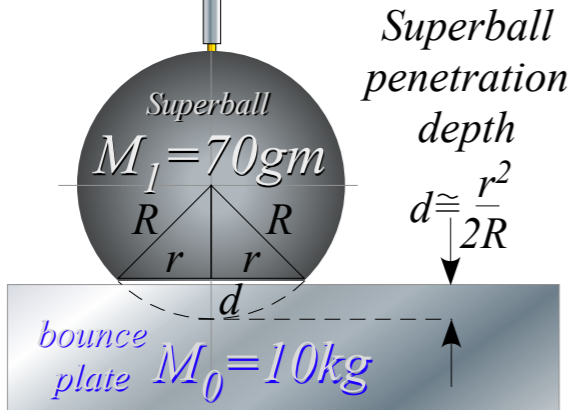


(With $g=0$ and 70:10 mass ratio)

*Launch Generic Superball Collision Web Simulator <http://www.uark.edu/ua/modphys/markup/BounceItWeb.html>

ballpoint pen
 $M_2=10\text{gm}$

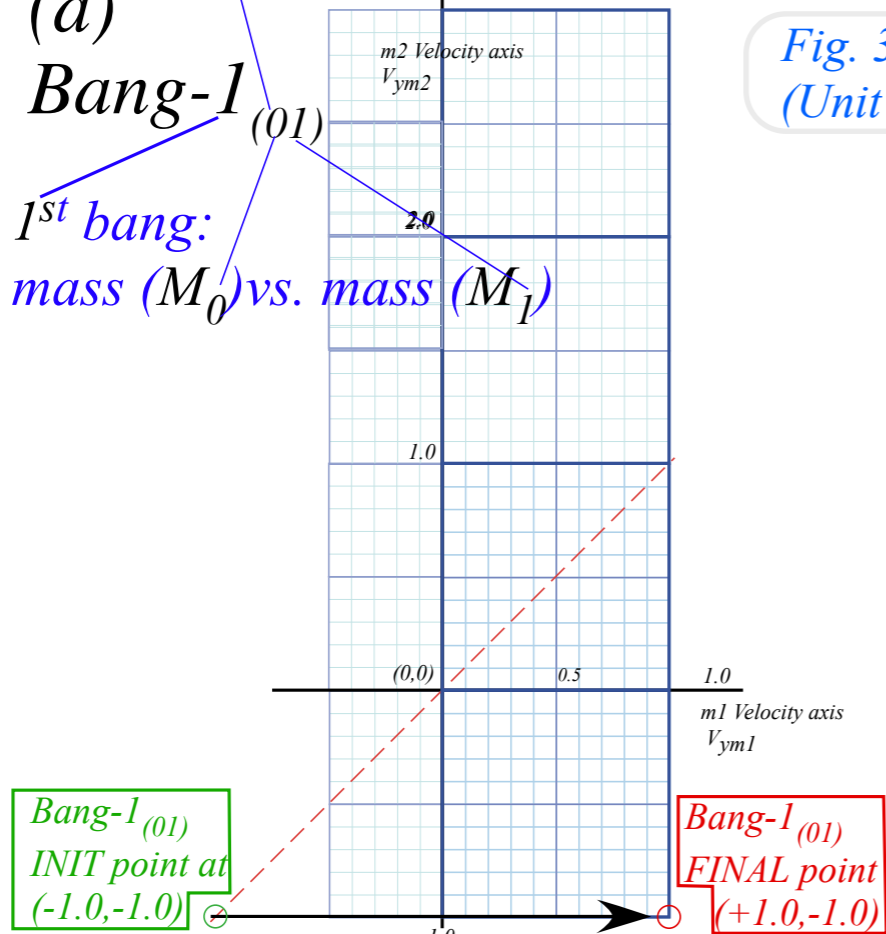
The X-2 pen-launcher



(a)

Bang-1
(01)

1st bang:
mass (M_0) vs. mass (M_1)



This 1st bang is a floor-bounce of M_1 off very massive plate/Earth M_0

Fig. 3.3
(Unit 1)

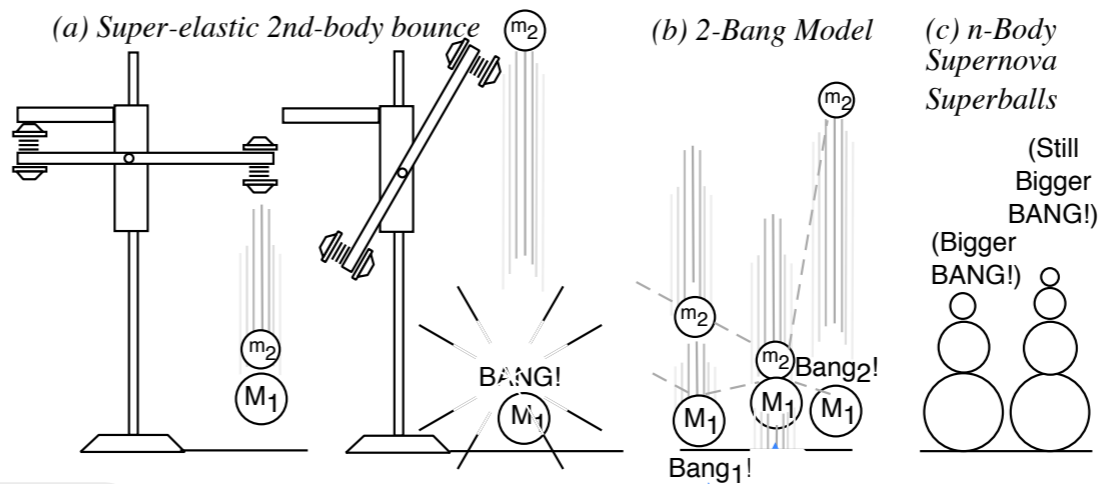
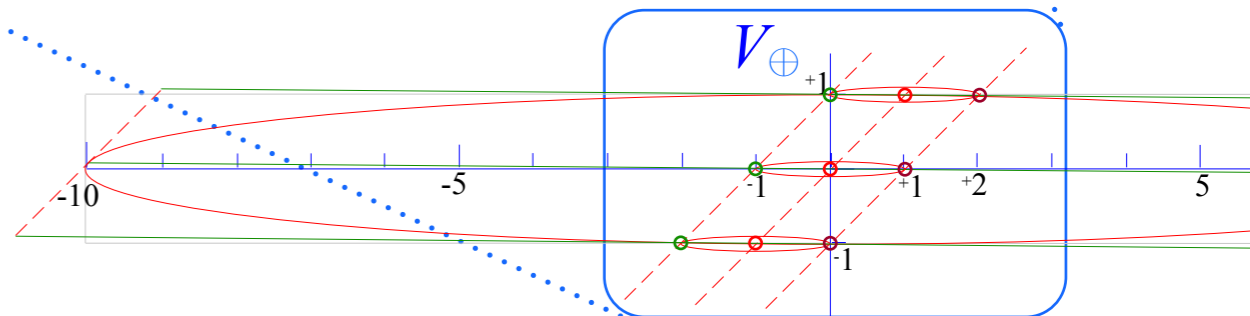
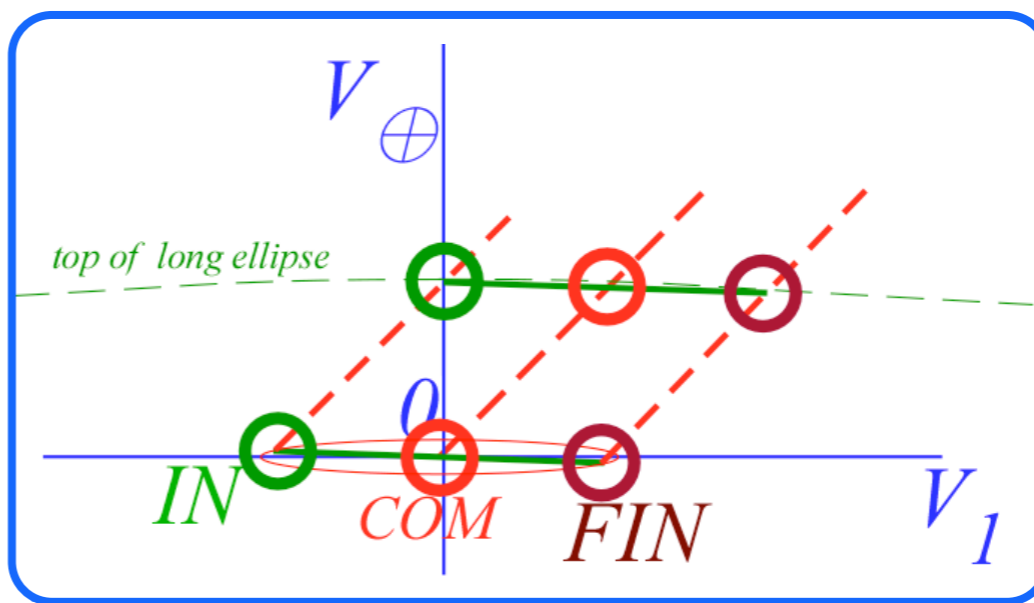


Fig. 3.4
(Unit 1)

1st bang:
 M_1 off floor



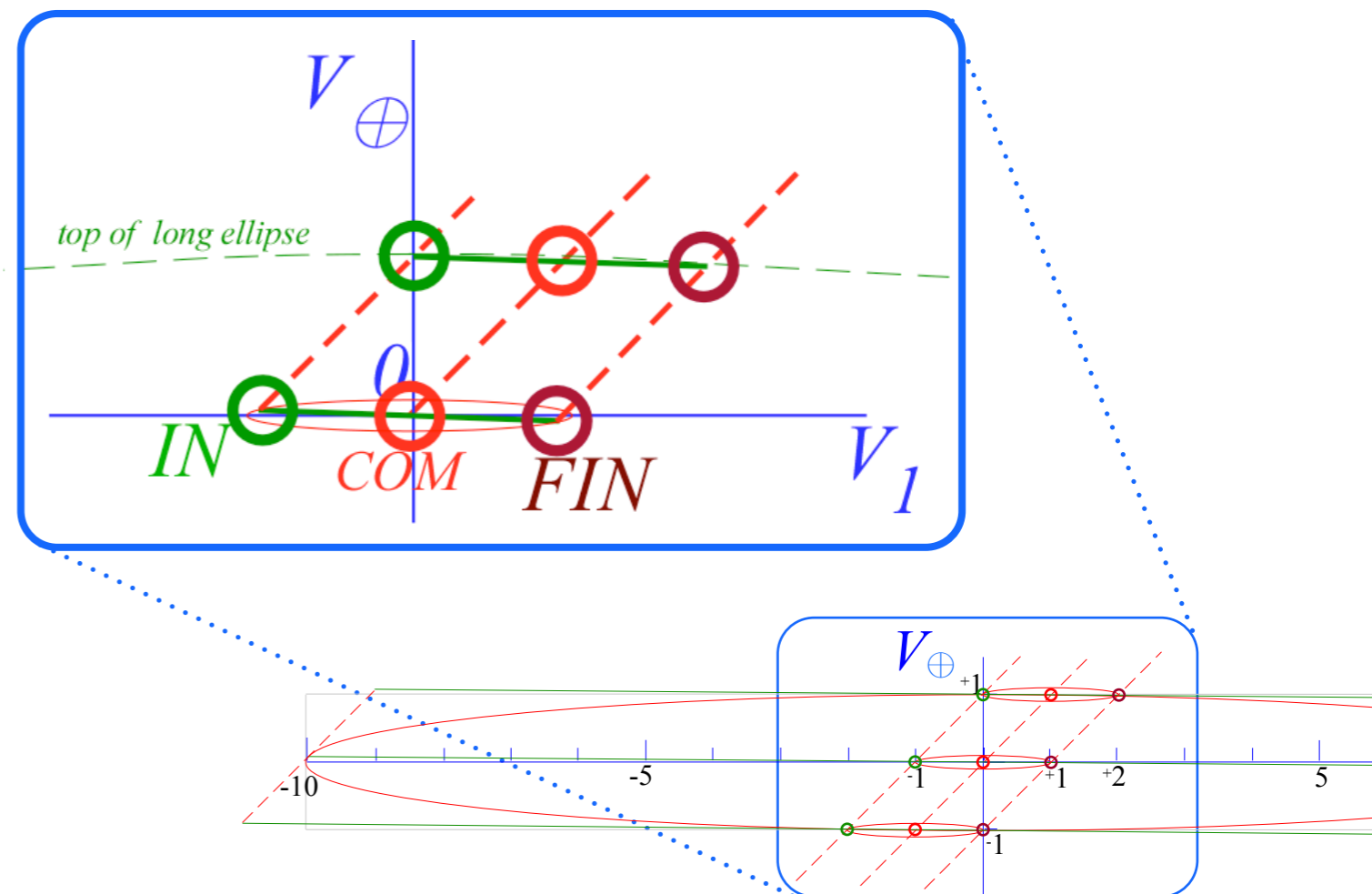
(With $g=0$ and 70:10 mass ratio)

<http://www.uark.edu/ua/modphys/markup/BounceItWeb.html?scenario=1007>

(With g and 70:35 mass ratio)

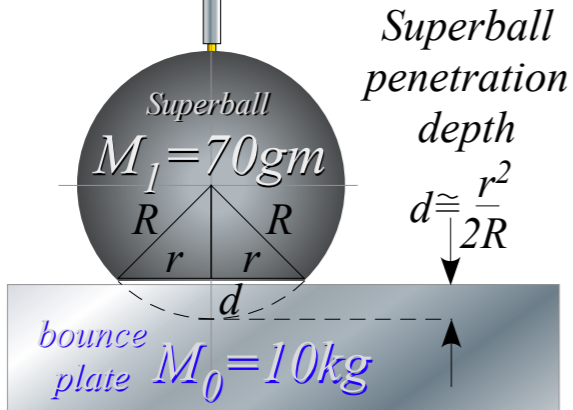
<http://www.uark.edu/ua/modphys/testing/markup/BounceItWeb.html>

(a) 1st bang of M_1 off
 floor plate $M_{\oplus} = 100 M_1$ along
 (V_1, V_{\oplus}) -momentum line of slope
 $-M_1/M_{\oplus} = -1/100$
 from IN-end to COM to FIN-end
 of ($a/b = \sqrt{M_{\oplus}}/\sqrt{M_1} = 10$) ellipse

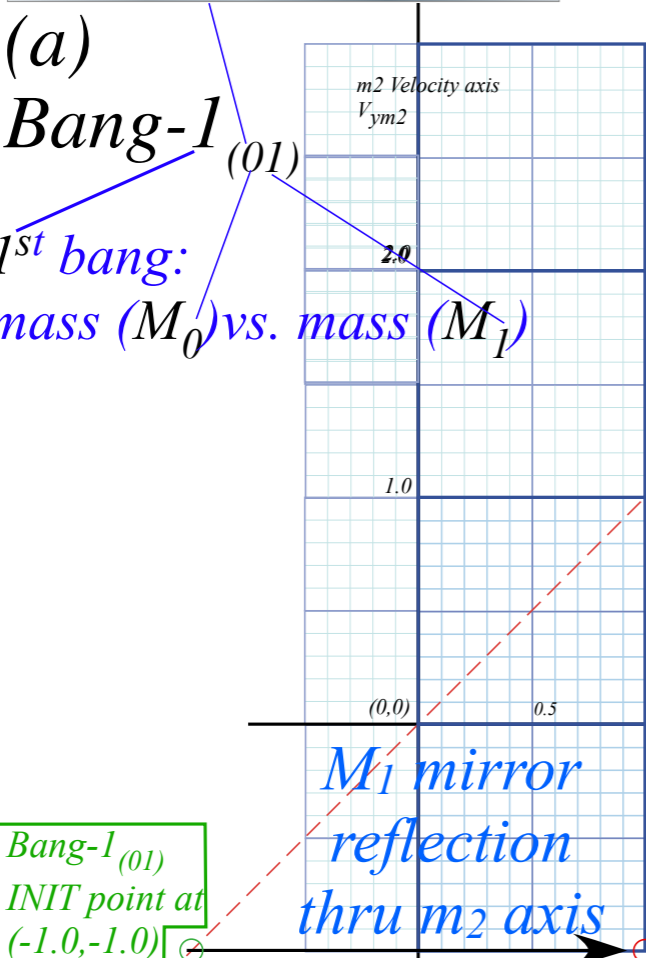


ballpoint pen
 $M_2 = 10\text{gm}$

The X-2 pen-launcher



Superball penetration depth
 $d \approx \frac{r^2}{2R}$



Bang-1
 1st bang:
 mass (M_0) vs. mass (M_1)

Bang-1₍₀₁₎
 INIT point at
 (-1.0, -1.0)

Bang-1₍₀₁₎
 FINAL point
 (+1.0, -1.0)

This 1st bang is a floor-bounce of M_1 off very massive plate/Earth M_0

Fig. 3.3
 (Unit 1)

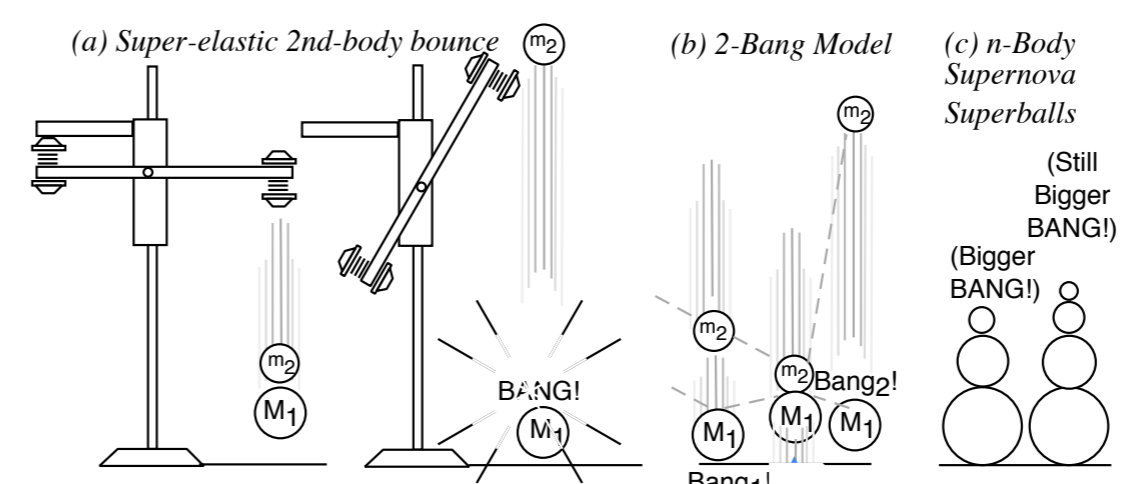


Fig. 3.4
 (Unit 1)

1st bang:
 M_1 off floor

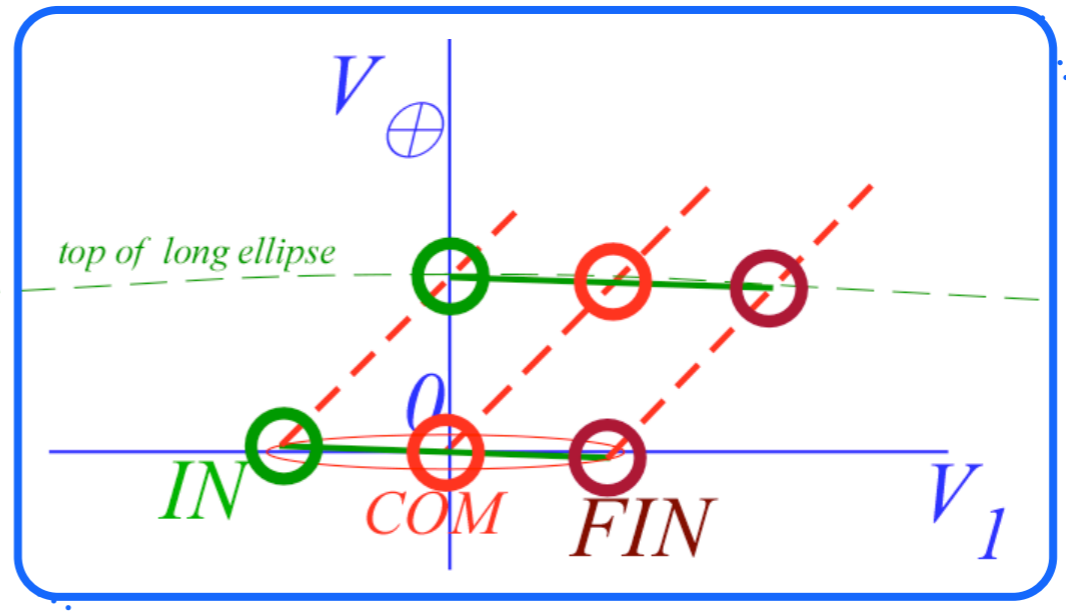
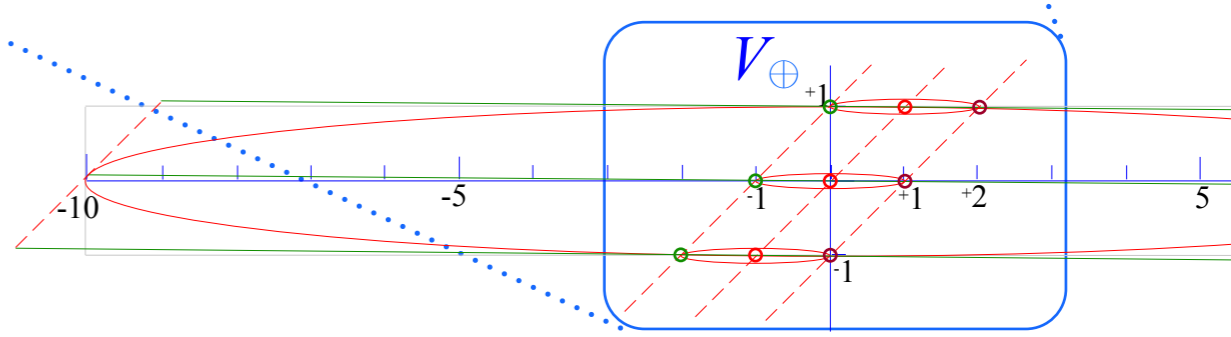


Fig. 3.2a
 (Unit 1)



(With $g=0$ and 70:10 mass ratio)
<http://www.uark.edu/ua/modphys/markup/BounceItWeb.html?scenario=1007>

ballpoint pen
 $M_2 = 10\text{gm}$

The X-2 pen-launcher

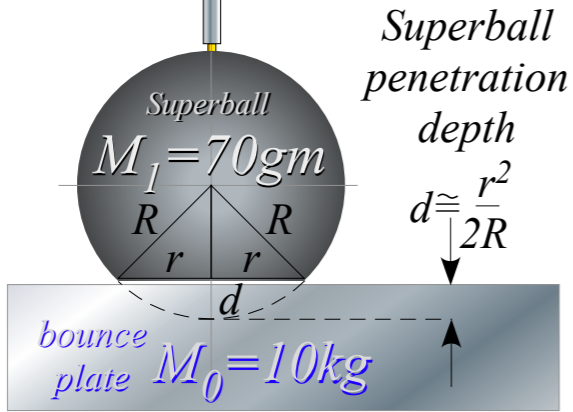
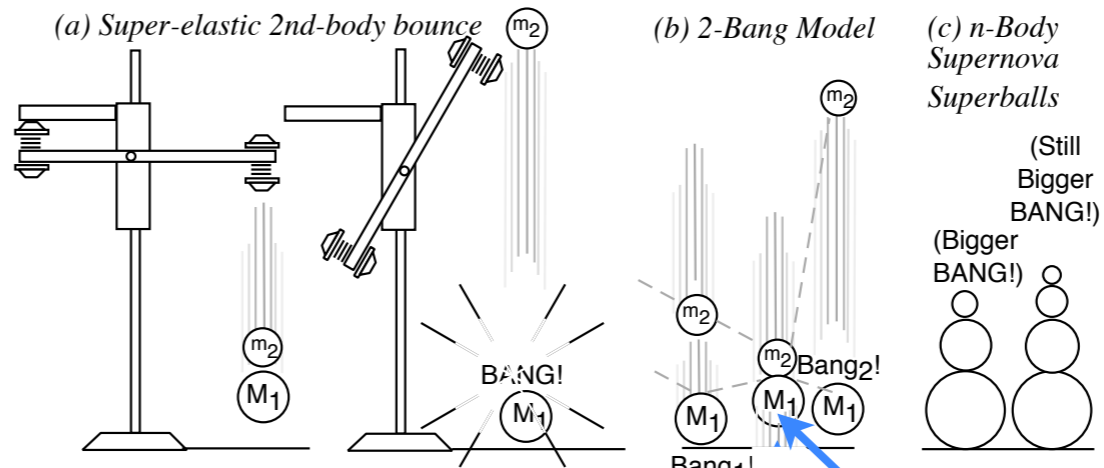


Fig. 3.3 (Unit 1)

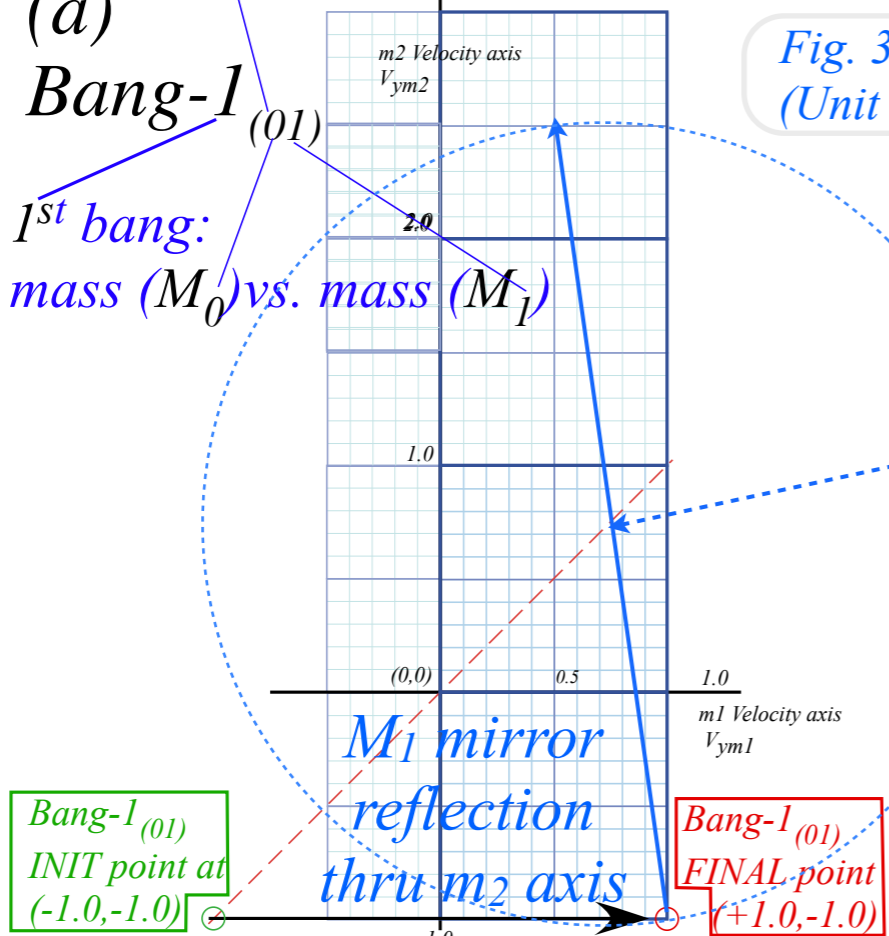


(a)

Bang-1 (01)

1st bang:
 mass (M_0) vs. mass (M_1)

Fig. 3.4 (Unit 1)



Bang-1 (01)
 INIT point at
 (-1.0, -1.0)

Bang-1 (01)
 FINAL point
 (+1.0, -1.0)

This 1st bang is a floor-bounce of M_1 off very massive plate/Earth M_0

1st bang:
 M_1 off floor

2nd bang:
 m_2 off M_1

(With $g=0$ and 70:10 mass ratio)
<http://www.uark.edu/ua/modphys/markup/BounceItWeb.html?scenario=1007>

(With g and 70:35 mass ratio)
<http://www.uark.edu/ua/modphys/testing/markup/BounceItWeb.html>

ballpoint pen
 $M_2 = 10\text{gm}$

The X-2 pen-launcher

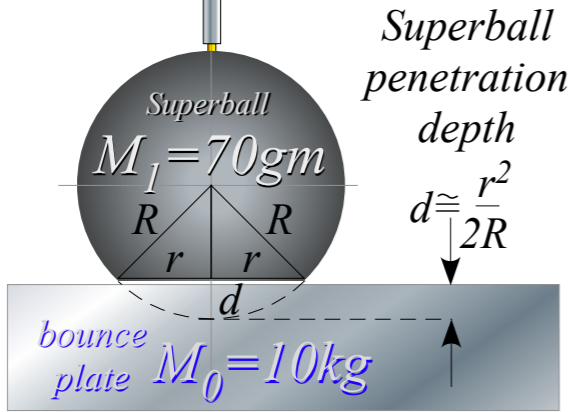
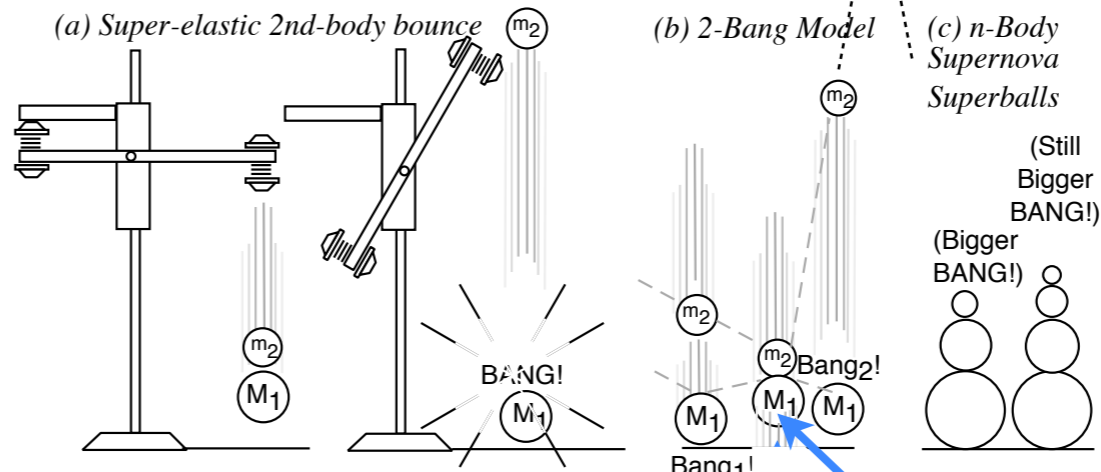


Fig. 3.3 (Unit 1)



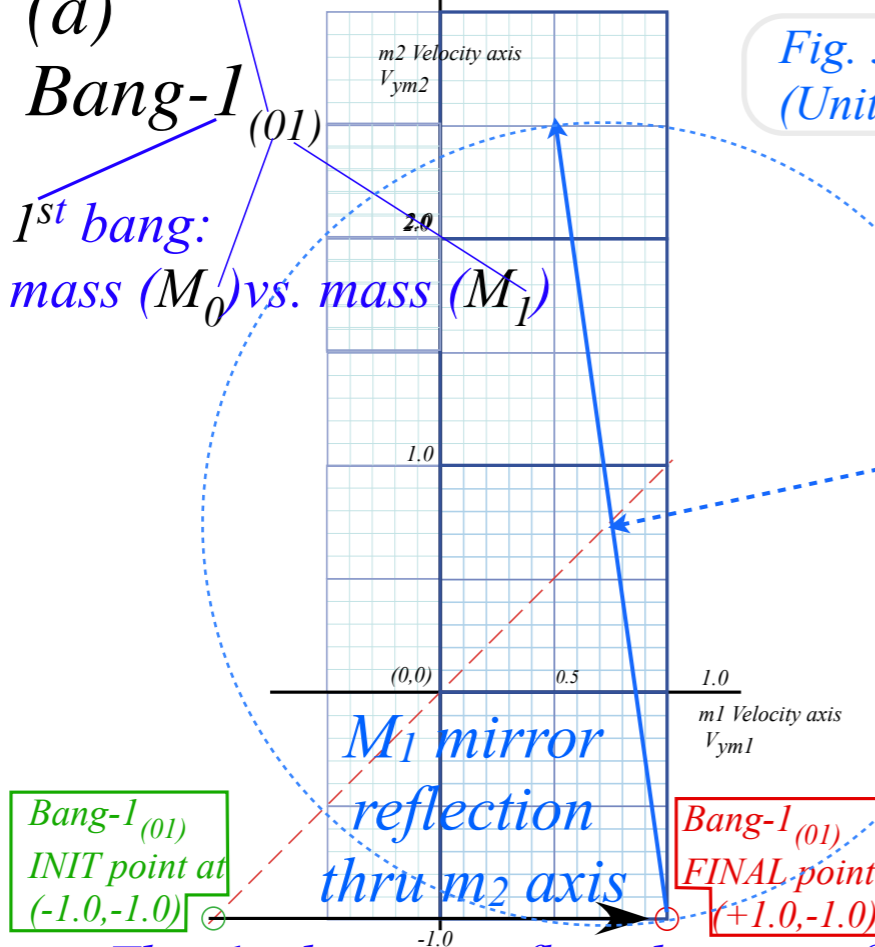
3rd bang:
 m_2 off ceiling

(a)

Bang-1 (01)

1st bang:
 mass (M_0) vs. mass (M_1)

Fig. 3.4 (Unit 1)



Bang-1 (01) INIT point at (-1.0, -1.0)
Bang-1 (01) FINAL point (+1.0, -1.0)

This 1st bang is a floor-bounce of M_1 off very massive plate/Earth M_0

1st bang:
 M_1 off floor

2nd bang:
 m_2 off M_1

(With $g=0$ and 70:10 mass ratio)
<http://www.uark.edu/ua/modphys/markup/BounceItWeb.html?scenario=1007>

(With g and 70:35 mass ratio)
<http://www.uark.edu/ua/modphys/testing/markup/BounceItWeb.html>

Geometry of X2 launcher bouncing in box

 *Independent Bounce Model (IBM)*

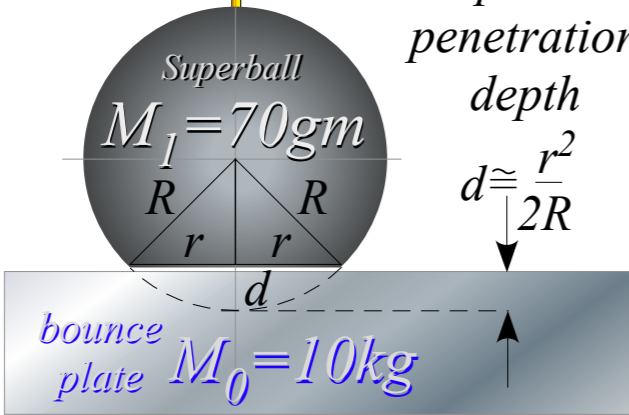
Geometric optimization and range-of-motion calculation(t)

Integration of (V_1, V_2) data to space-time plots $(y_1(t), t)$ and $(y_2(t), t)$ plots

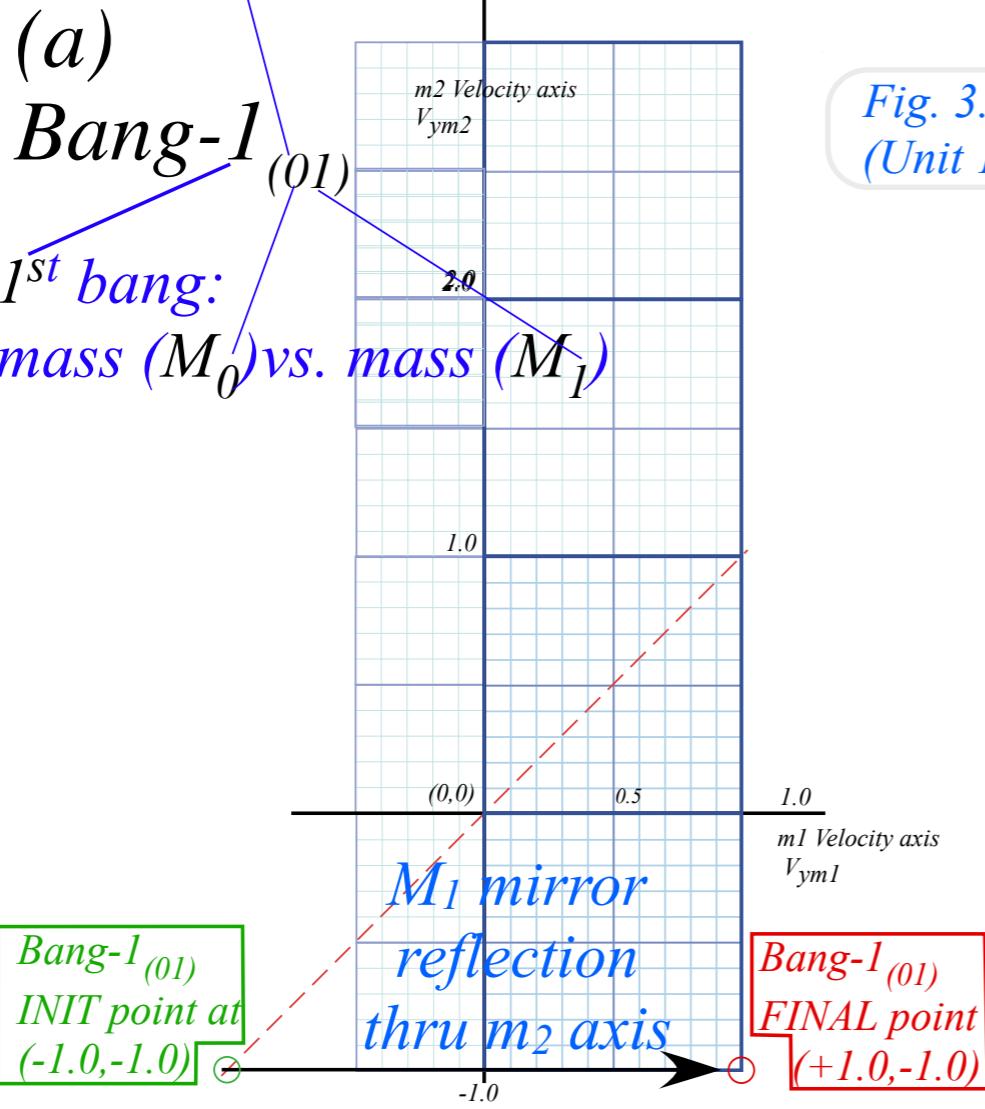
Integration of (V_1, V_2) data to space-space plots (y_1, y_2)

ballpoint pen
 $M_2 = 10\text{gm}$

The X-2 pen-launcher



Superball penetration depth
 $d \approx \frac{r^2}{2R}$



This 1st bang is a floor-bounce of M_1 off very massive plate/Earth M_0

Fig. 3.3 (Unit 1)

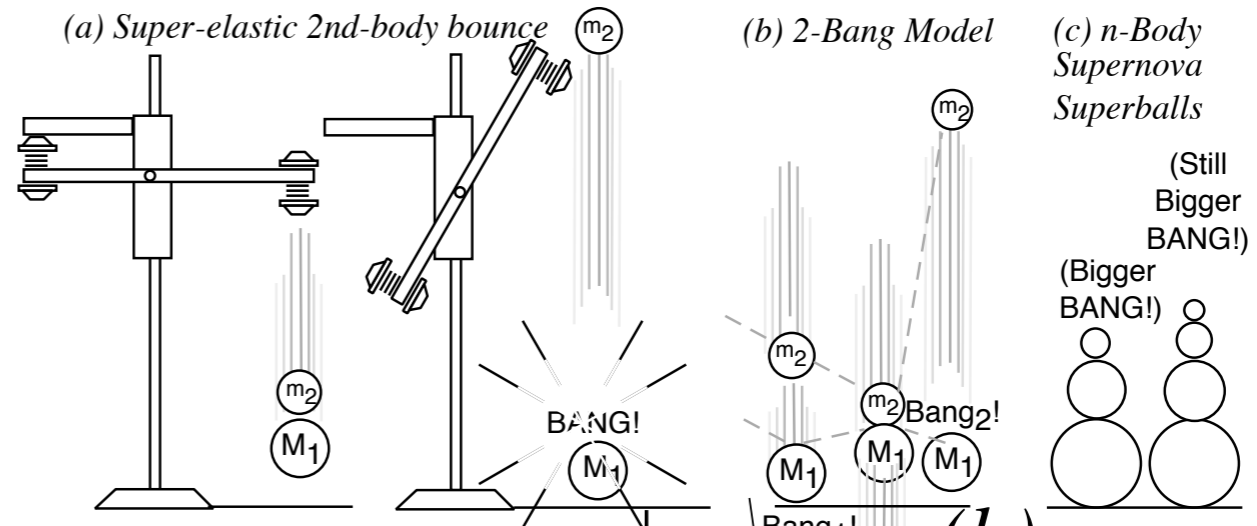
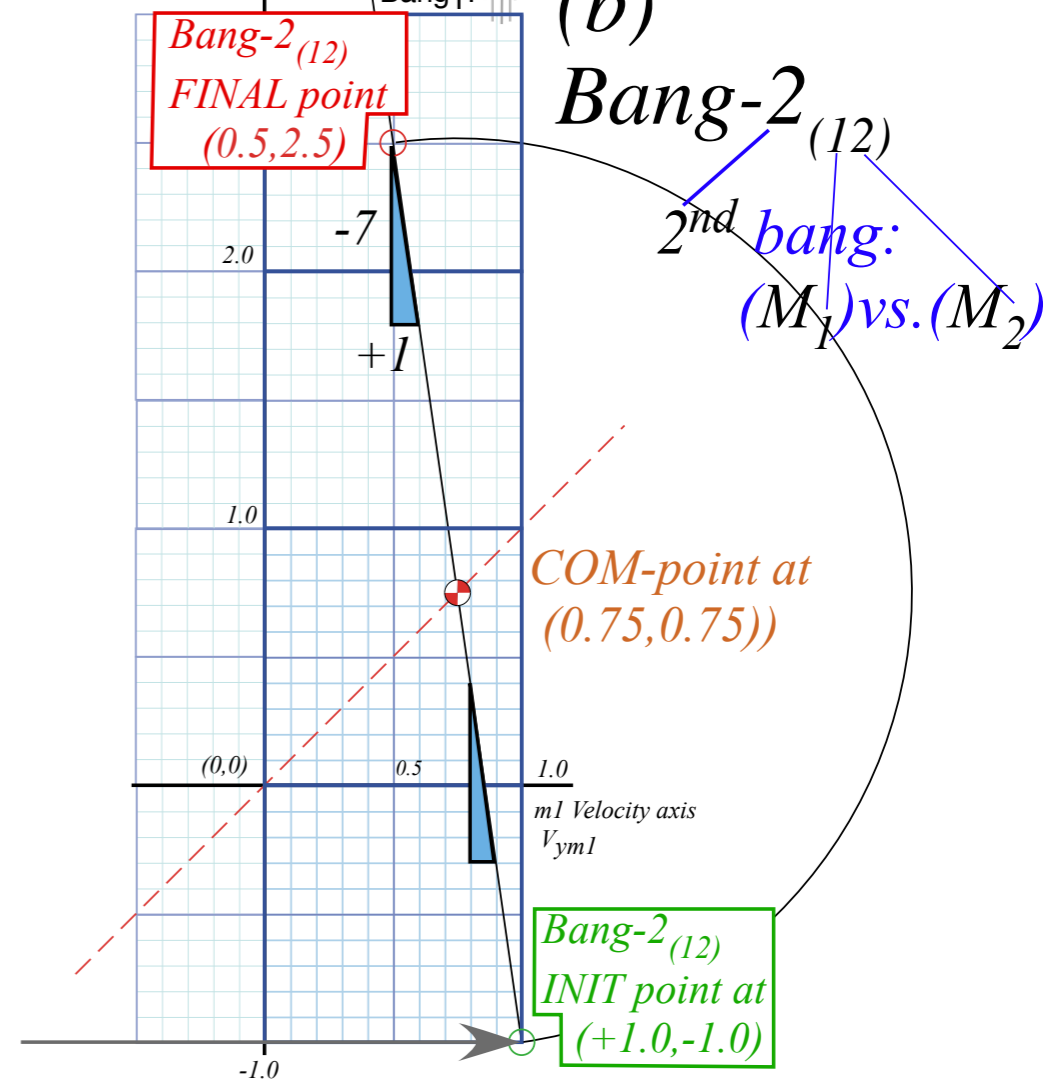



Fig. 3.4 (Unit 1)



Geometry of X2 launcher bouncing in box

Independent Bounce Model (IBM)

 *Geometric optimization and range-of-motion calculation(s)*

Integration of (V_1, V_2) data to space-time plots $(y_1(t), t)$ and $(y_2(t), t)$ plots

Integration of (V_1, V_2) data to space-space plots (y_1, y_2)

ballpoint pen
pen
 $M_2=10\text{gm}$

The X-2 pen-launcher

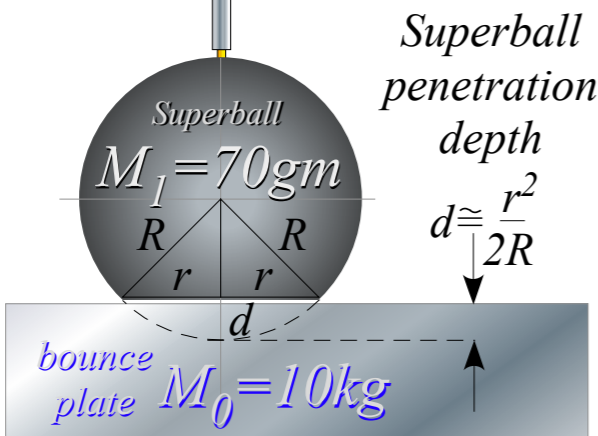
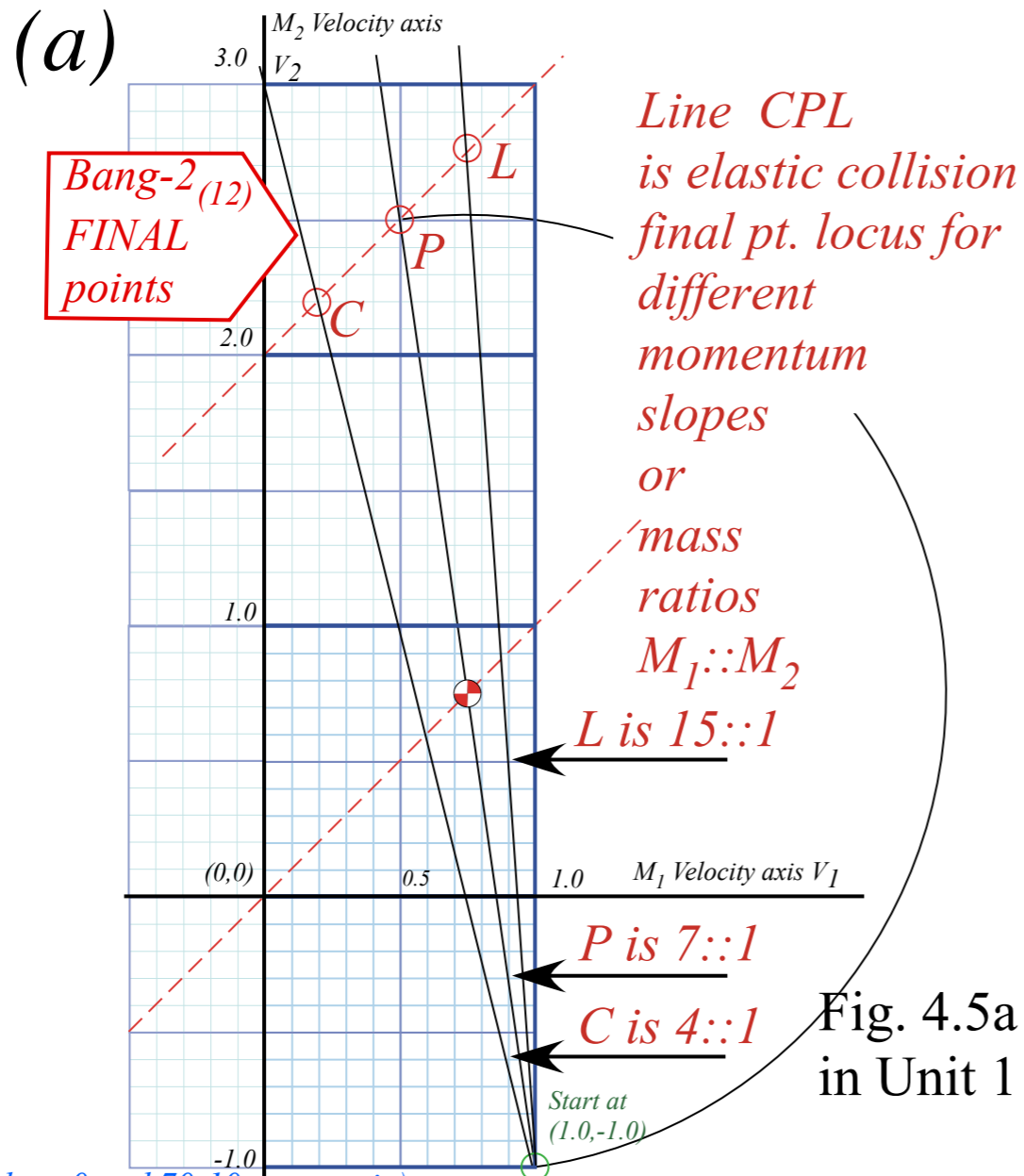
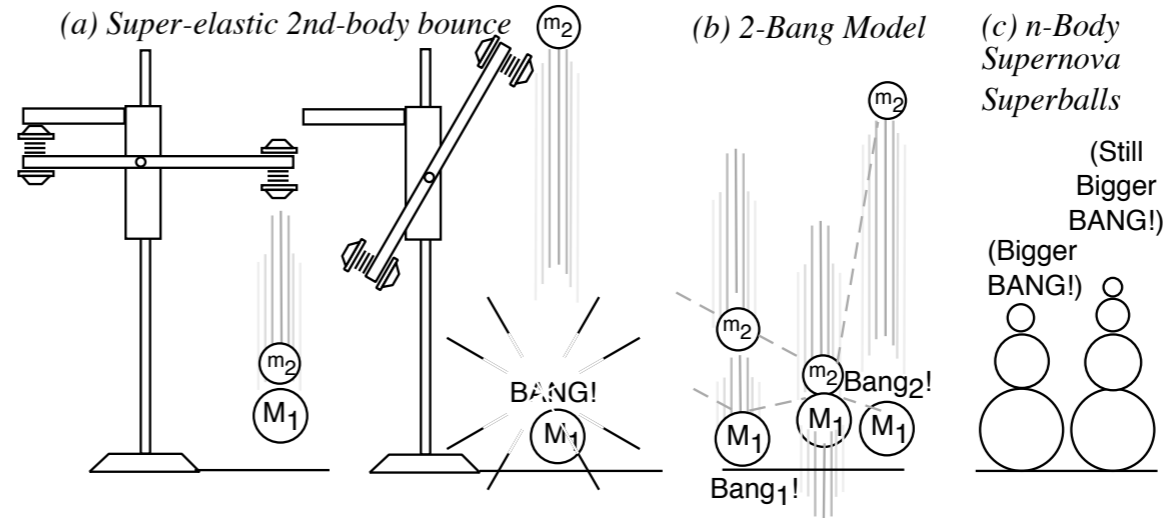


Fig. 3.3
(Unit 1)



(With $g=0$ and 70:10 mass ratio)
<http://www.uark.edu/ua/modphys/markup/BounceItWeb.html?scenario=1007>

(With g and 70:35 mass ratio)
<http://www.uark.edu/ua/modphys/testing/markup/BounceItWeb.html>

ballpoint pen
 $M_2=10\text{gm}$

The X-2 pen-launcher

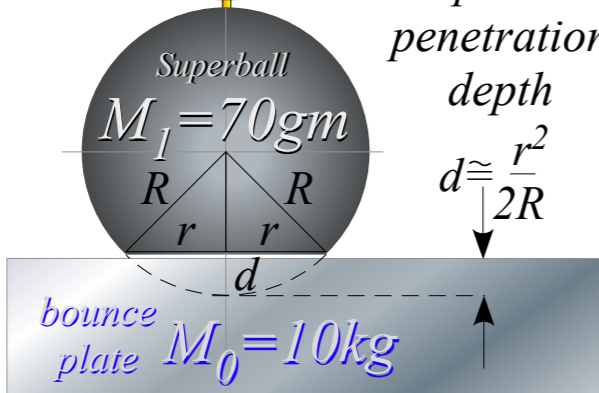


Fig. 3.3
(Unit 1)

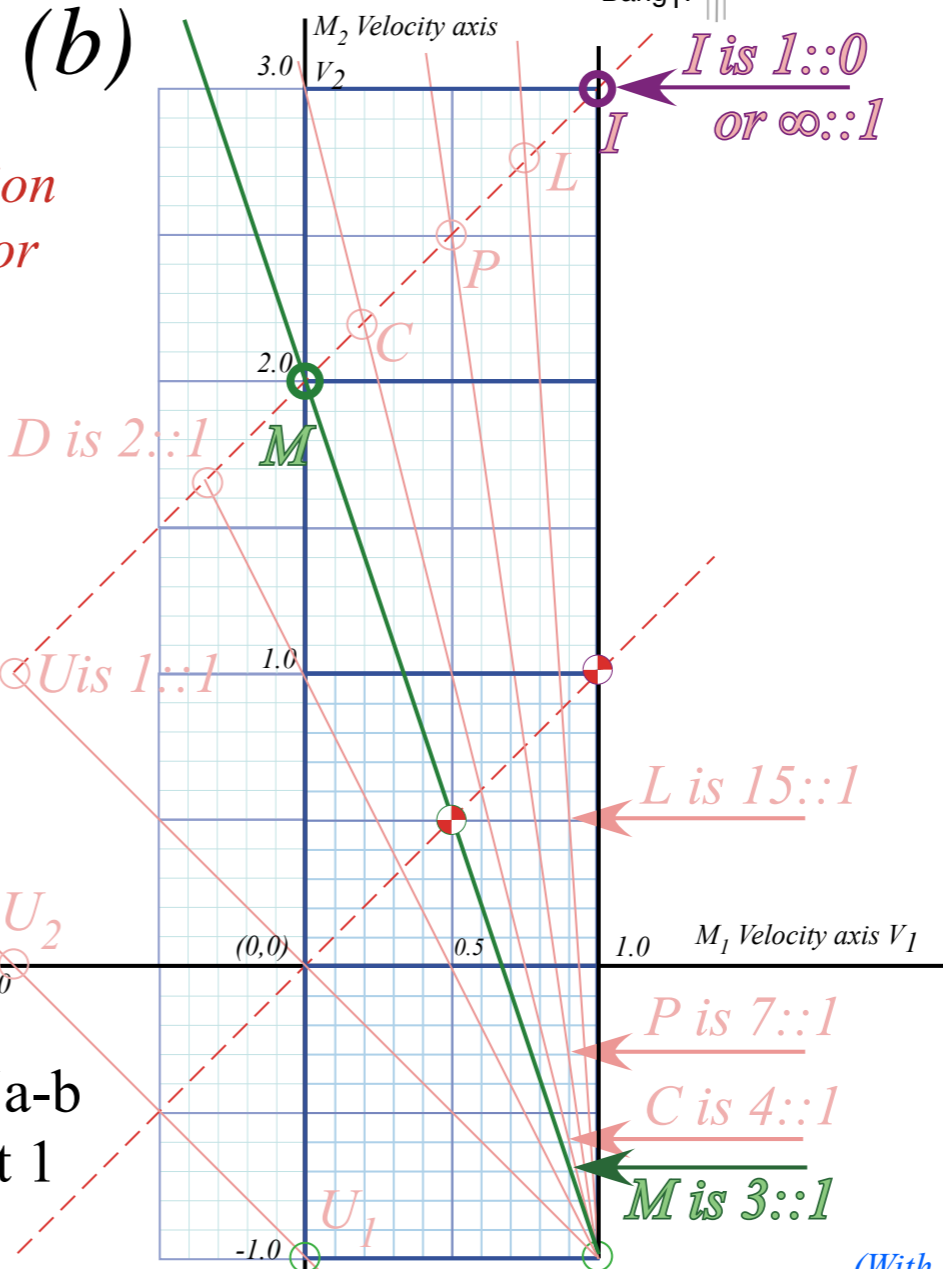
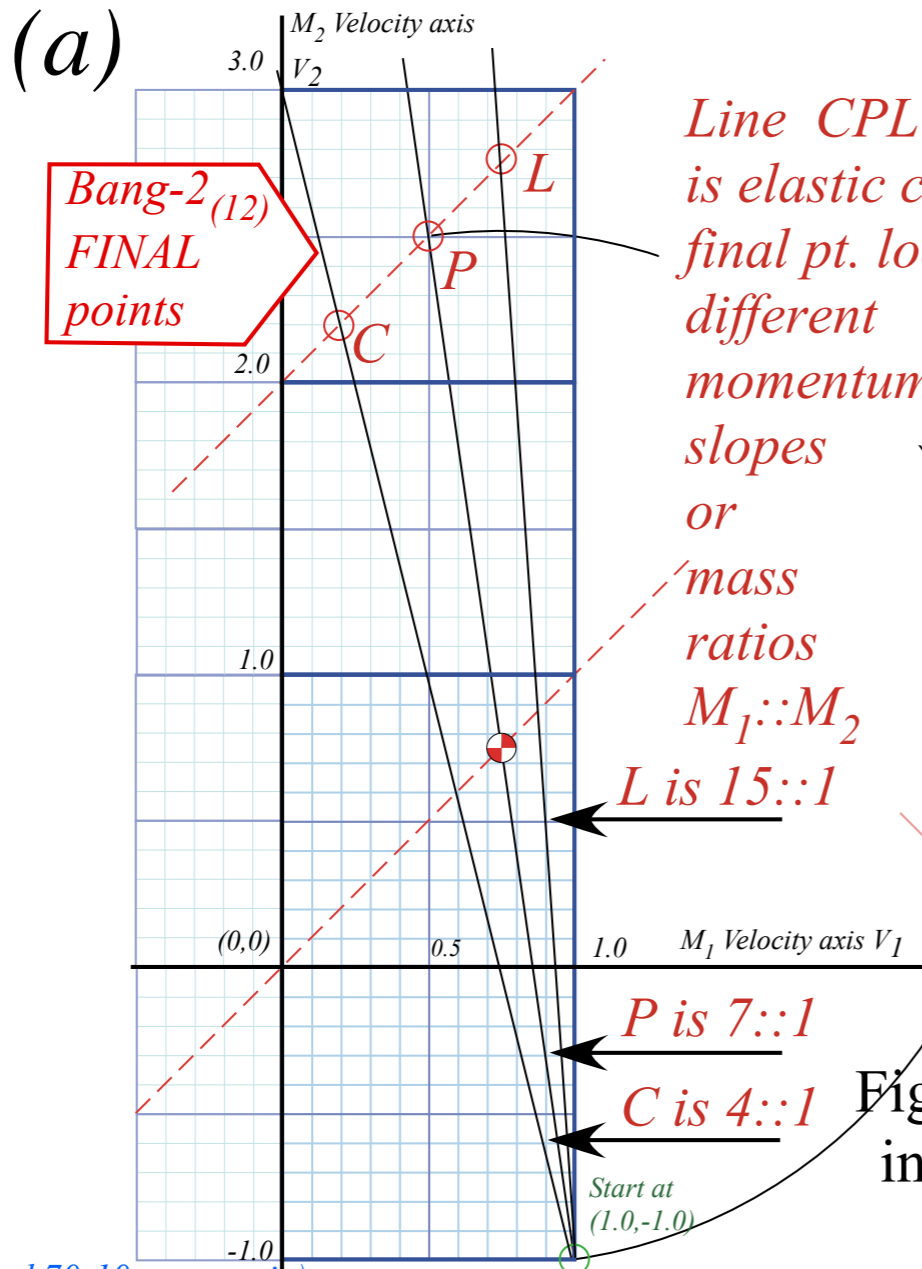
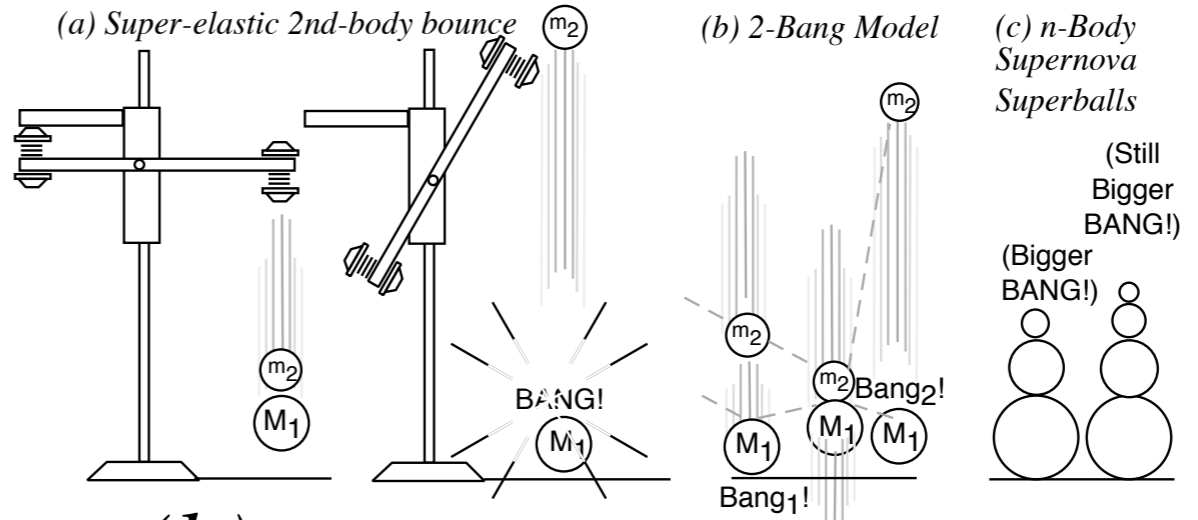


Fig. 4.5a-b
in Unit 1

(With $g=0$ and 70:10 mass ratio)

<http://www.uark.edu/ua/modphys/markup/BounceItWeb.html?scenario=1007>

(With g and 70:35 mass ratio)

<http://www.uark.edu/ua/modphys/testing/markup/BounceItWeb.html>

Geometry of X2 launcher bouncing in box

Independent Bounce Model (IBM)

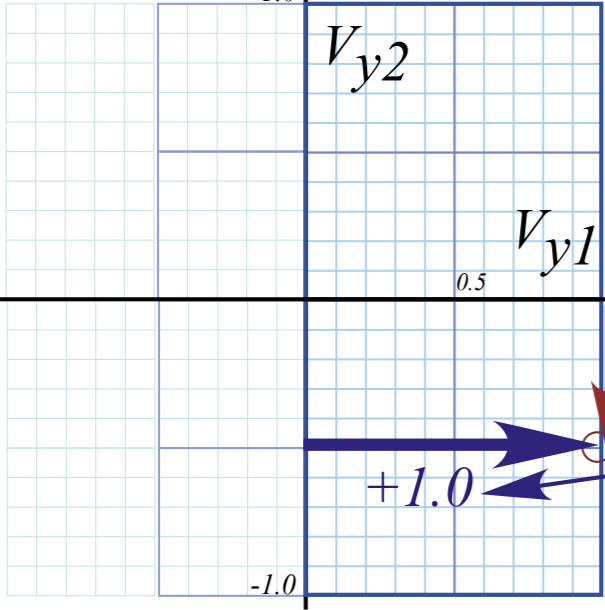
Geometric optimization and range-of-motion calculation(s)

 *Integration of (V_1, V_2) data to space-time plots $(y_1(t), t)$ and $(y_2(t), t)$ plots*

Integration of (V_1, V_2) data to space-space plots (y_1, y_2) Examples $(M_1=7, M_2=1)$ and $(M_1=49, M_2=1)$

Geometric “Integration” (Converting Velocity data to Spacetime)

Velocity V_{y2} vs. V_{y1} Plot

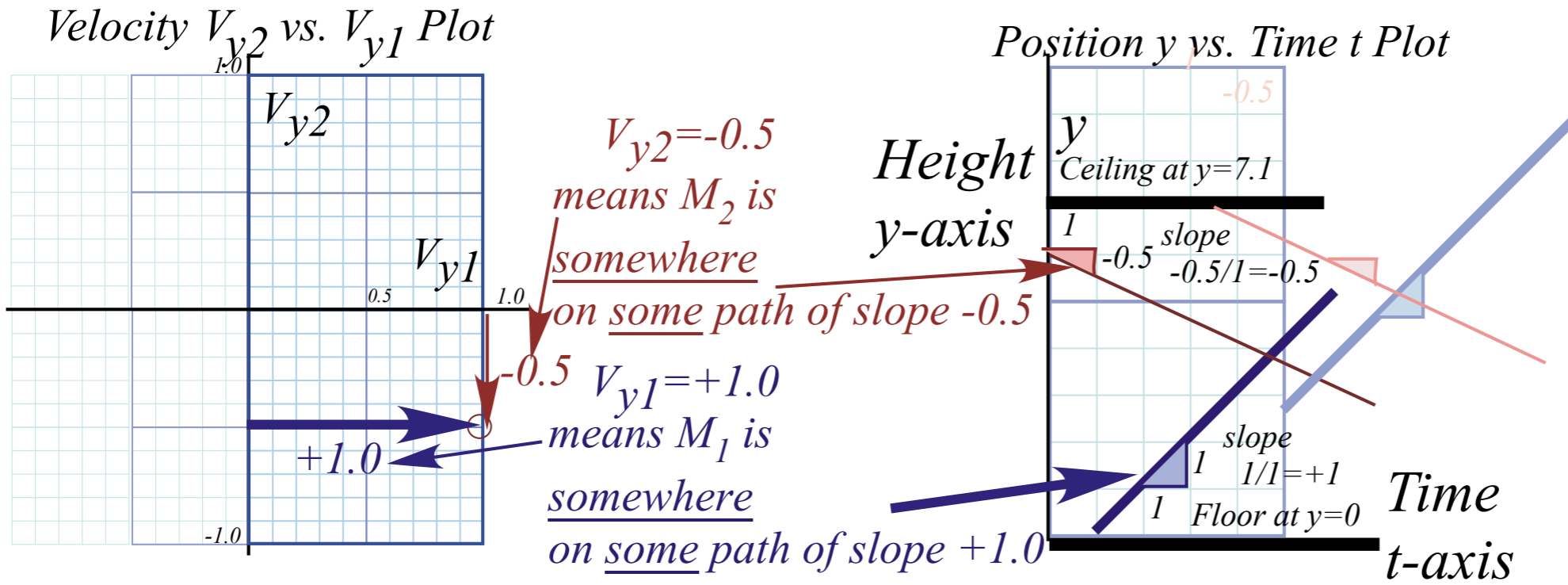


$V_{y2} = -0.5$
 means M_2 is
somewhere
 on some path of slope -0.5

$V_{y1} = +1.0$
 means M_1 is
somewhere
 on some path of slope $+1.0$

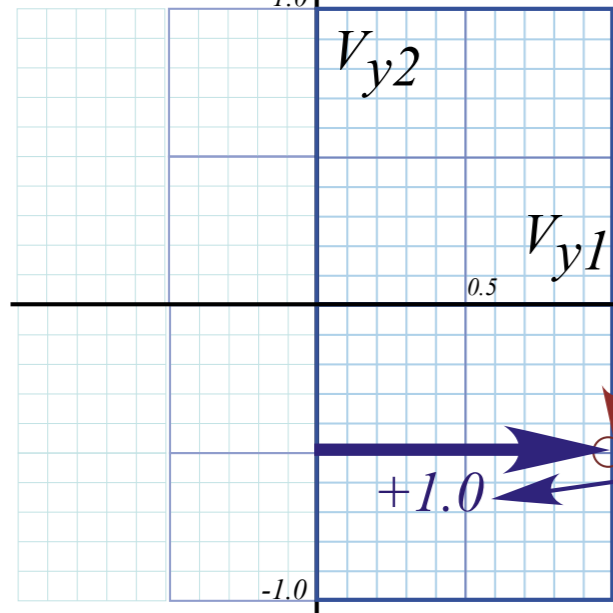
Position y vs. Time t Plot

Geometric "Integration" (Converting Velocity data to Spacetime)



Geometric "Integration" (Converting Velocity data to Spacetime)

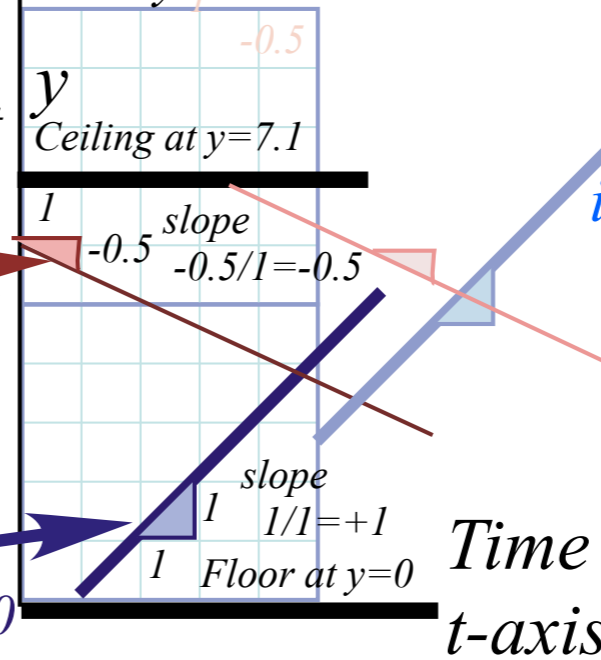
Velocity V_{y2} vs. V_{y1} Plot



$V_{y2} = -0.5$
means M_2 is
somewhere
on some path of slope -0.5

$V_{y1} = +1.0$
means M_1 is
somewhere
on some path of slope $+1.0$

Position y vs. Time t Plot



Until you specify
initial conditions $y_0(t_0)$...

...you don't know what
 v_y -line to use

Geometric "Integration" (Converting Velocity data to Spacetime)

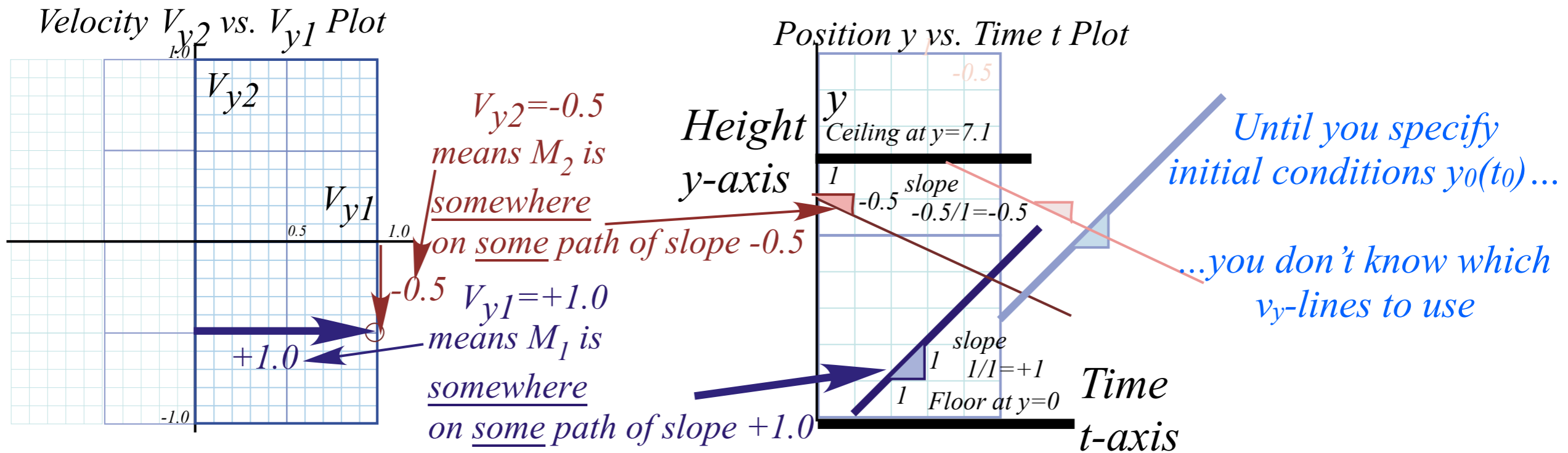
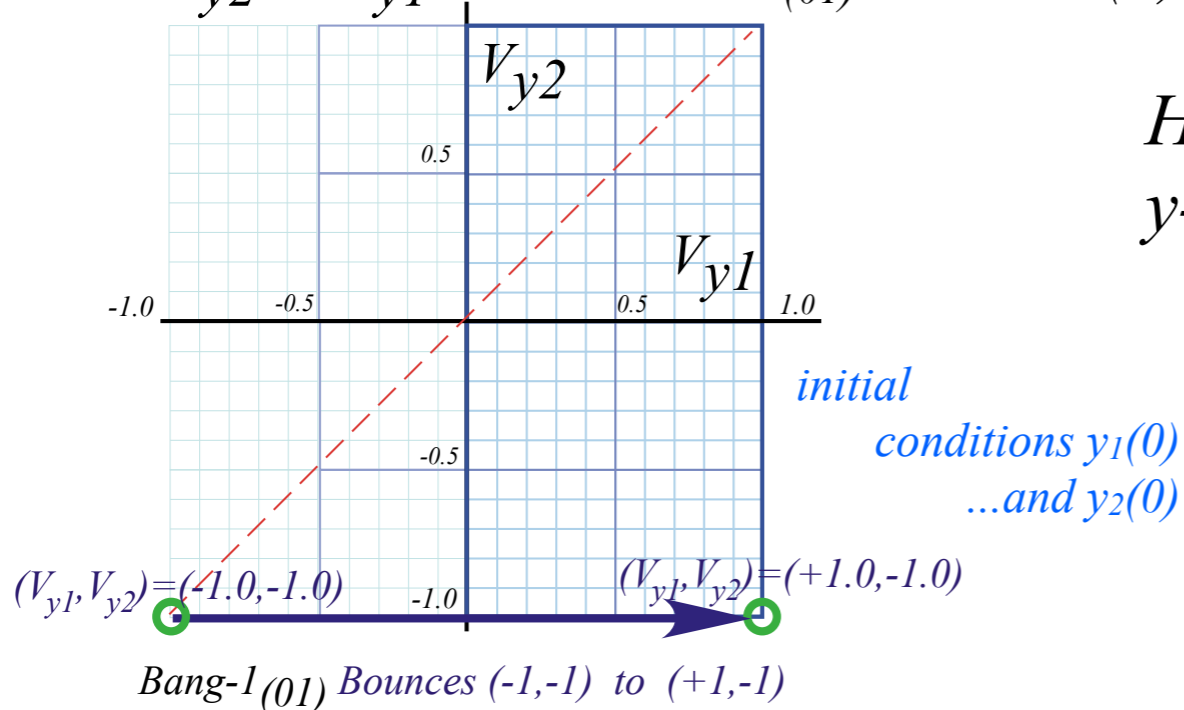
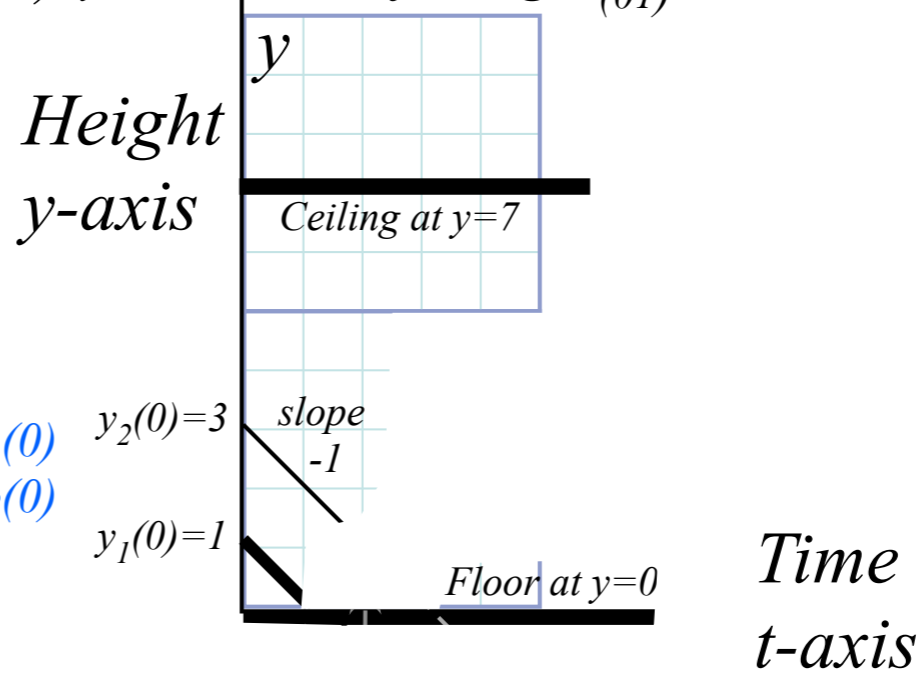


Fig. 3.6 (Unit 1)

(a) V_{y2} vs. V_{y1} Plot of Bang-1₍₀₁₎



(b) y vs. t Plot of Bang-1₍₀₁₎



Geometric "Integration" (Converting Velocity data to Spacetime)

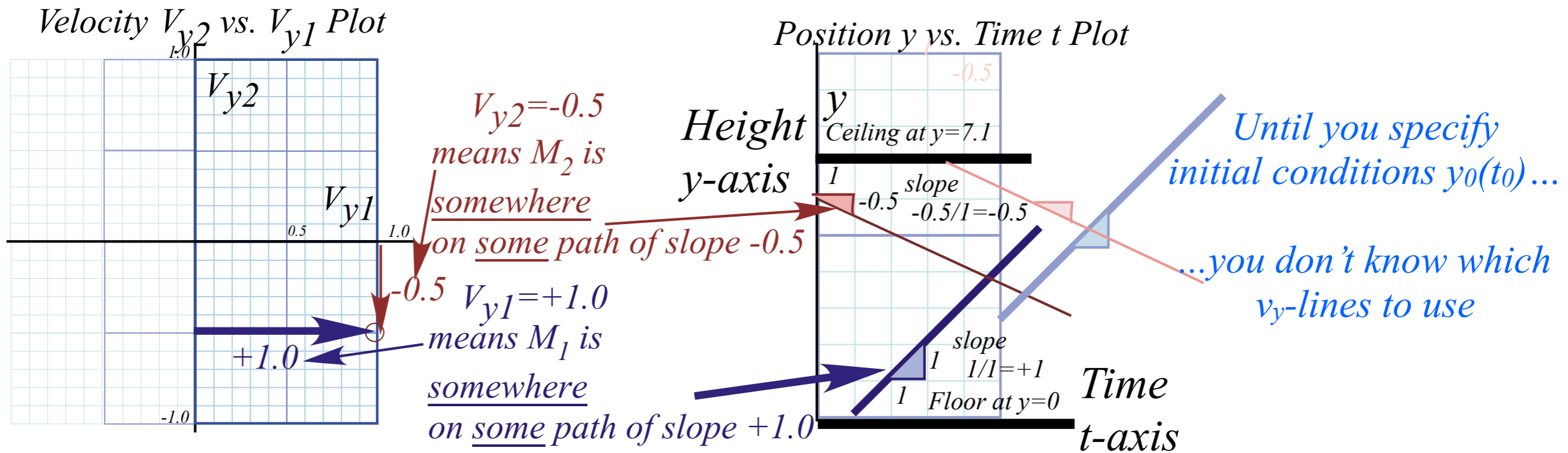
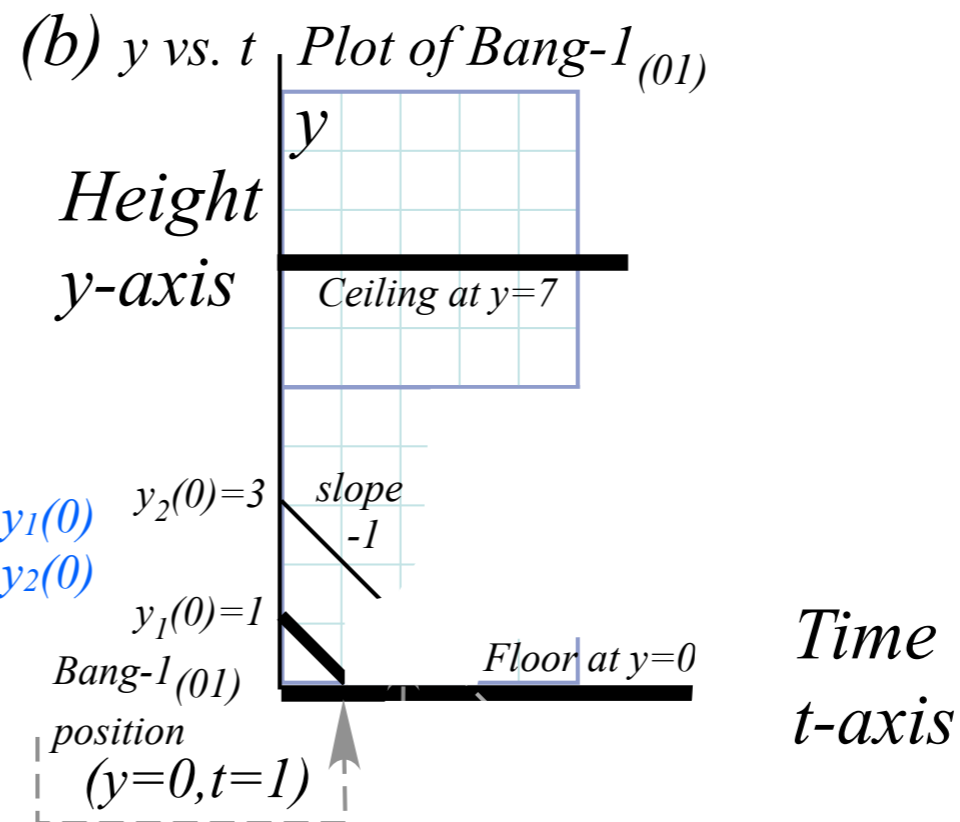
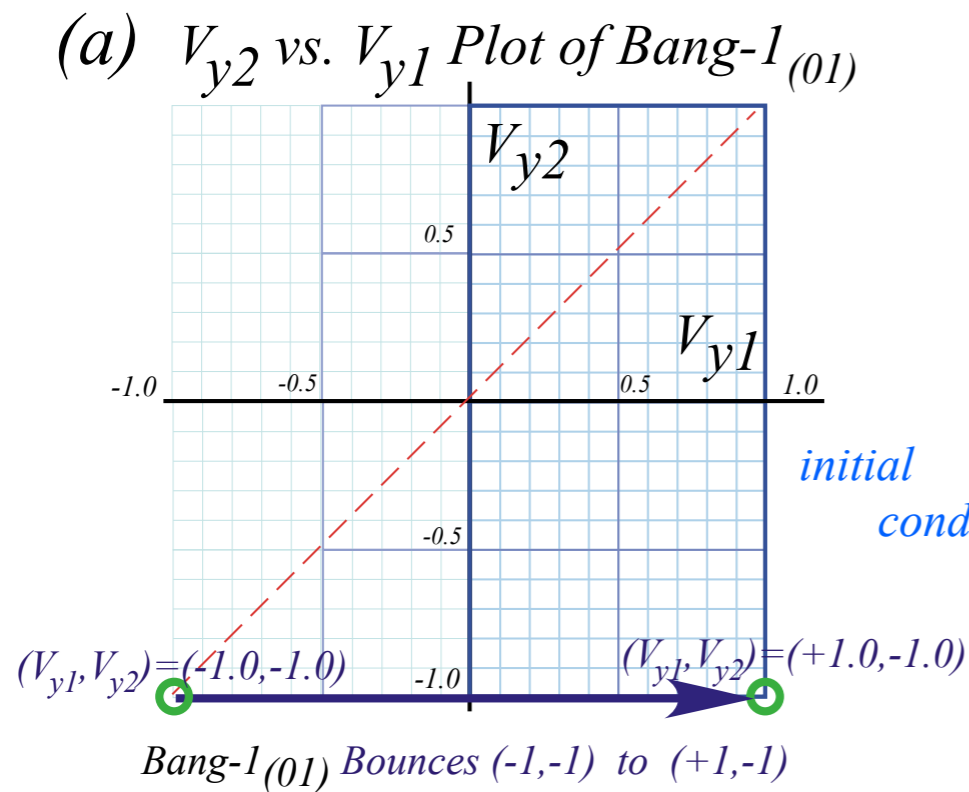


Fig. 3.6
(Unit 1)



Geometric "Integration" (Converting Velocity data to Spacetime)

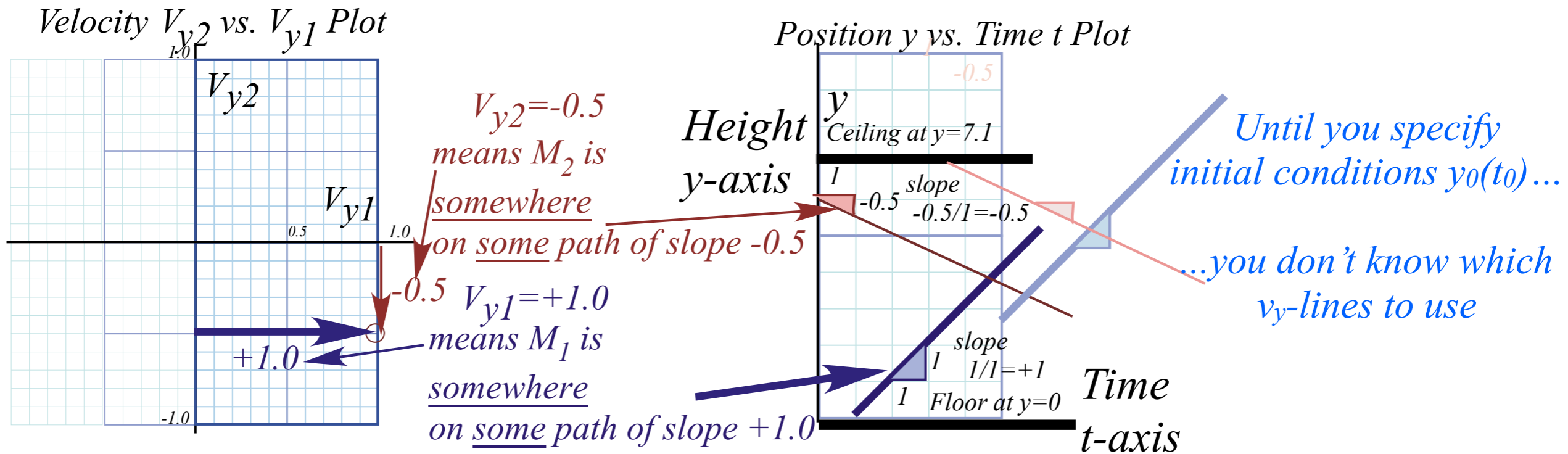
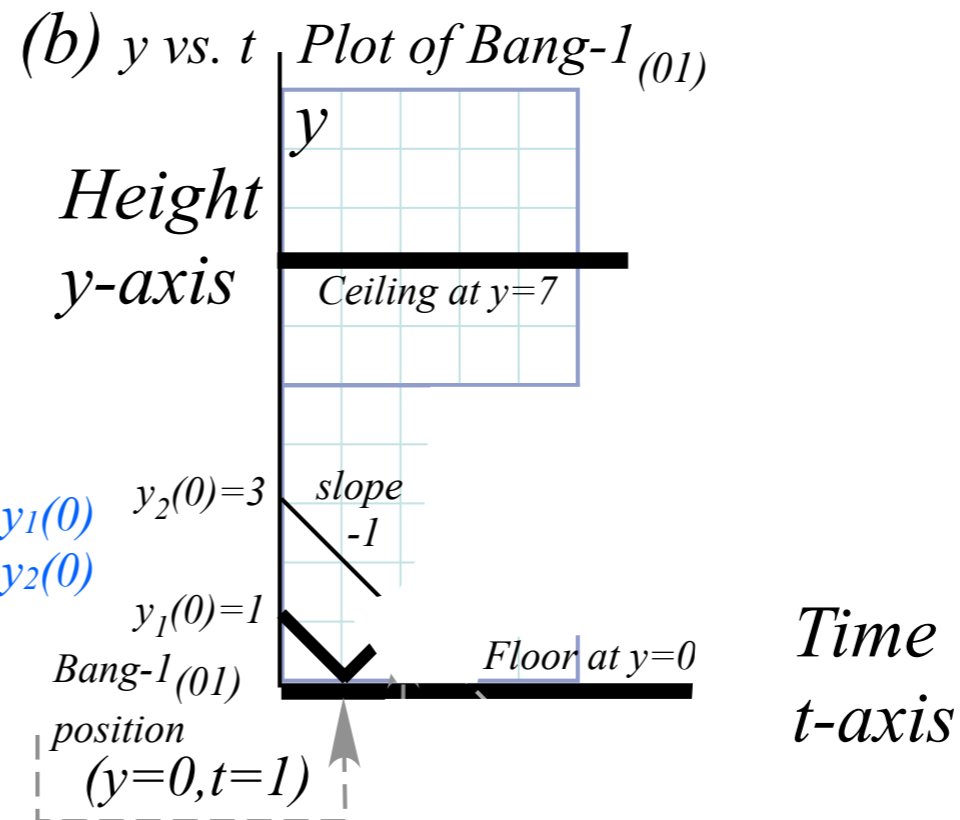
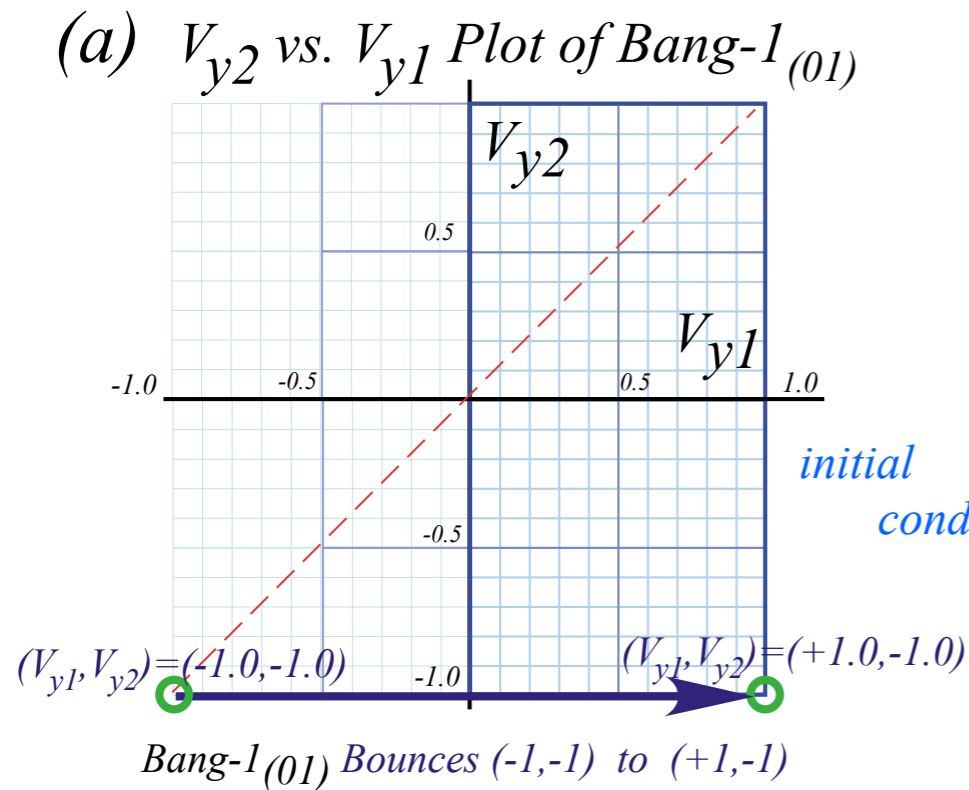


Fig. 3.6
(Unit 1)



Geometric "Integration" (Converting Velocity data to Spacetime)

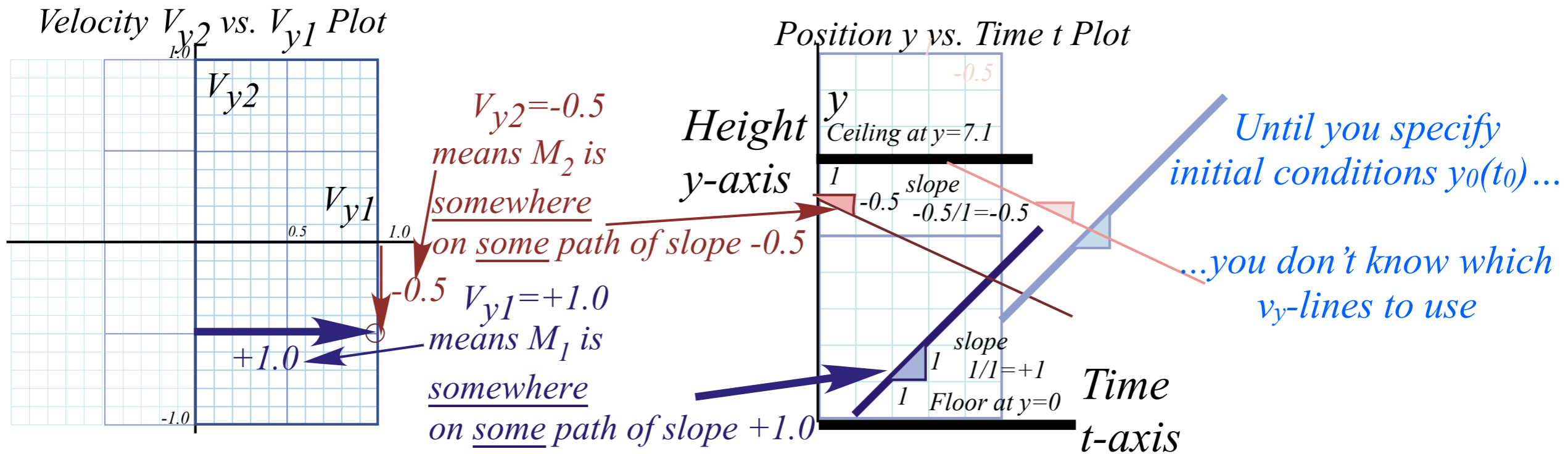
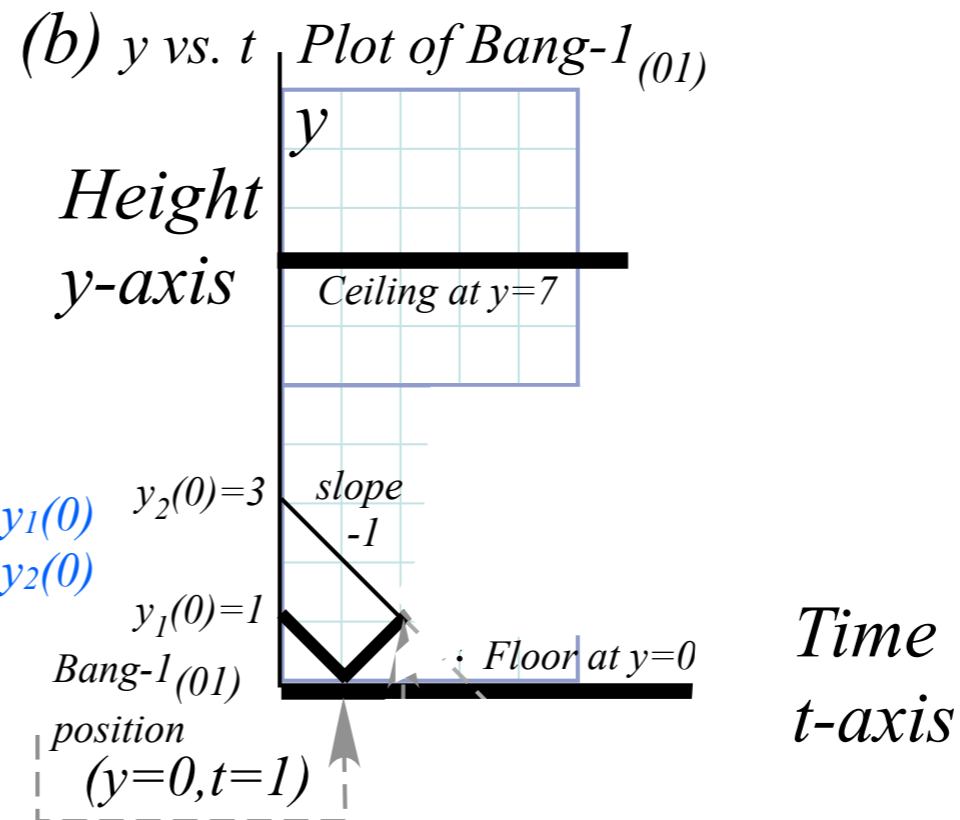
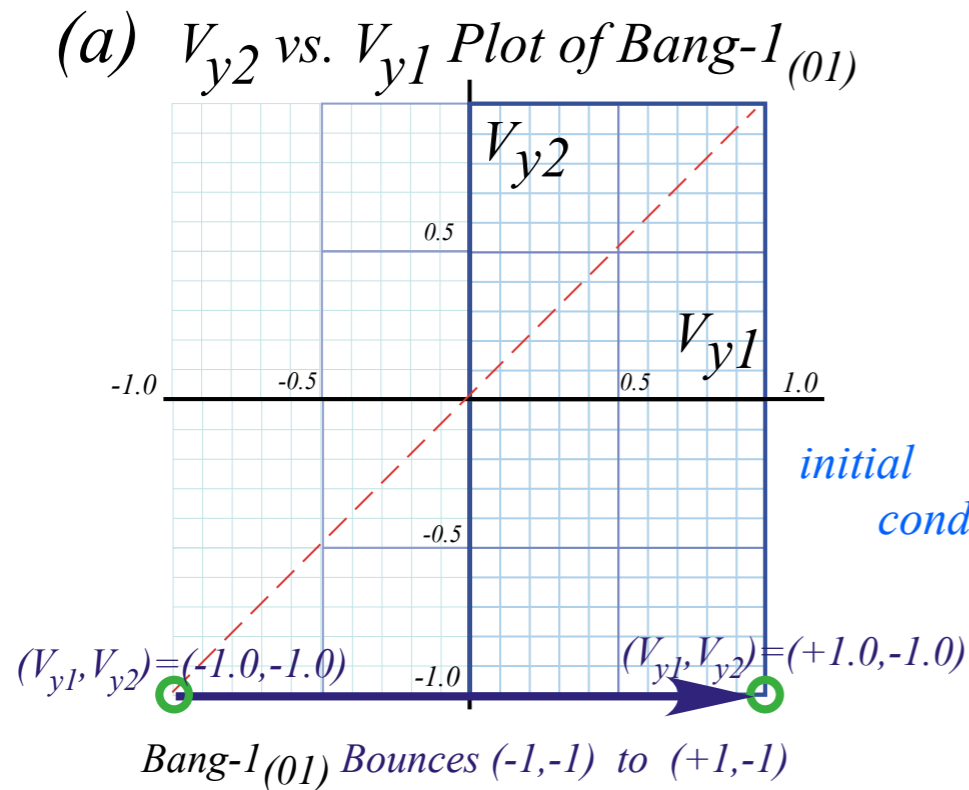


Fig. 3.6
(Unit 1)



Geometric "Integration" (Converting Velocity data to Spacetime)

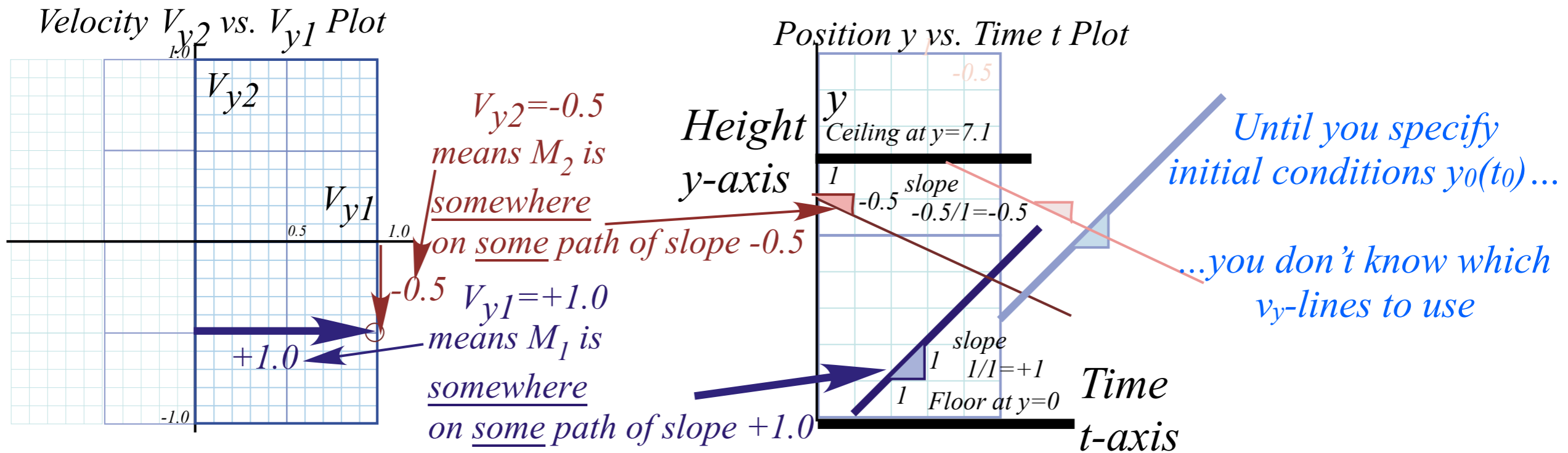
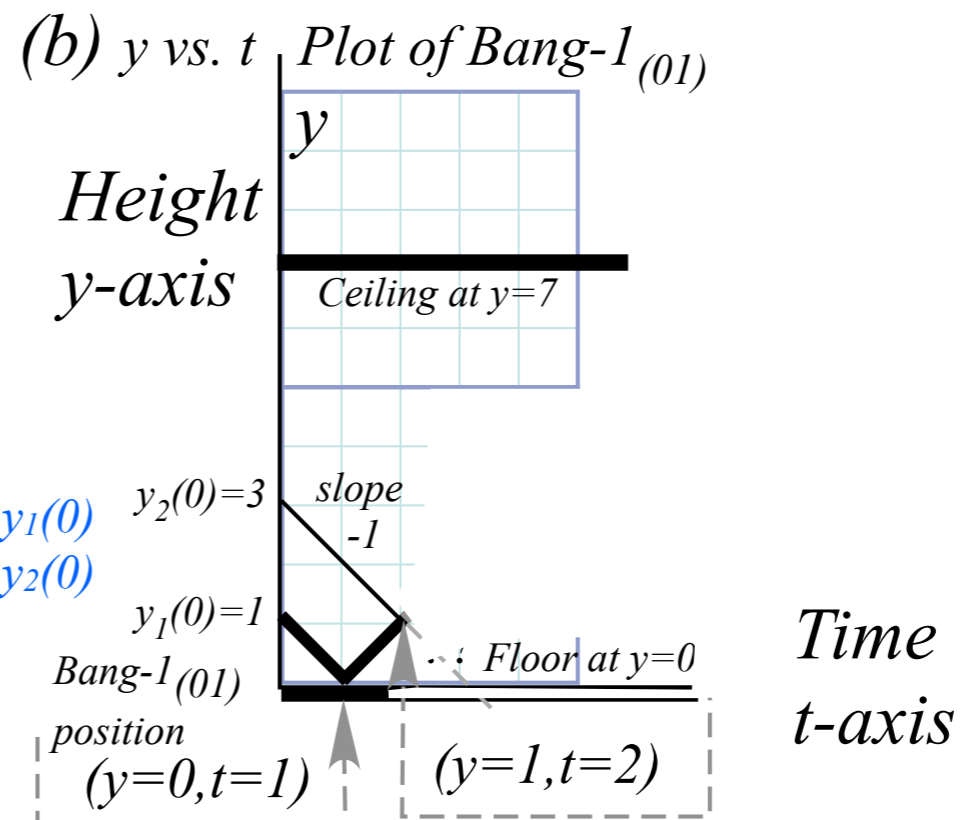
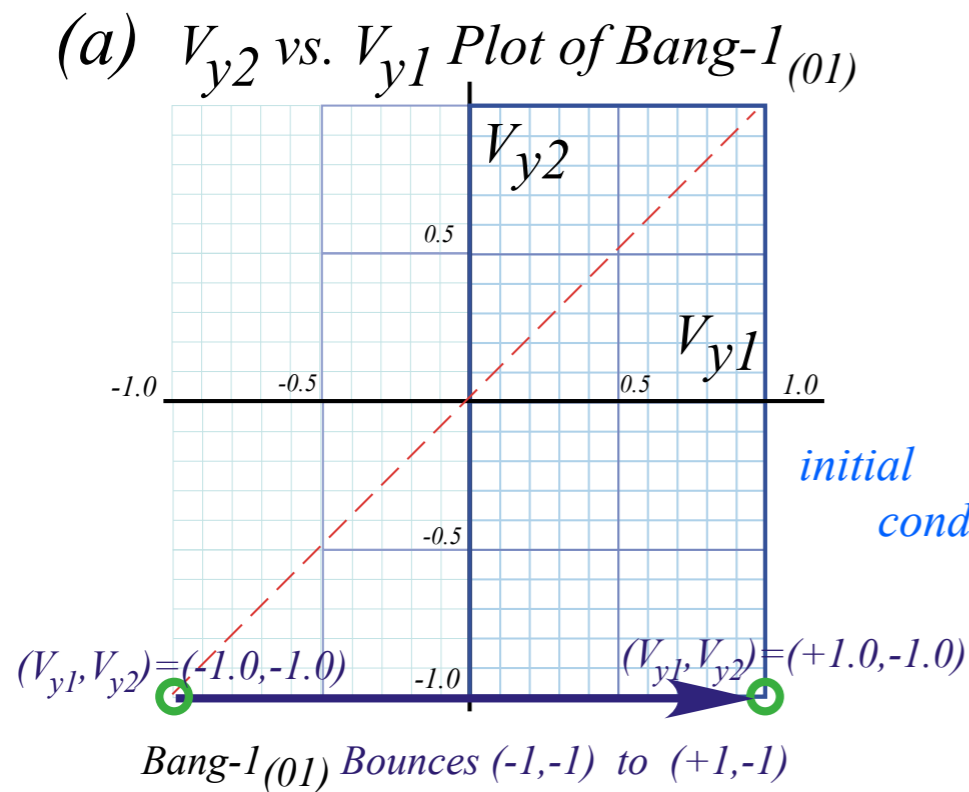


Fig. 3.6
(Unit 1)



Geometric "Integration" (Converting Velocity data to Spacetime)

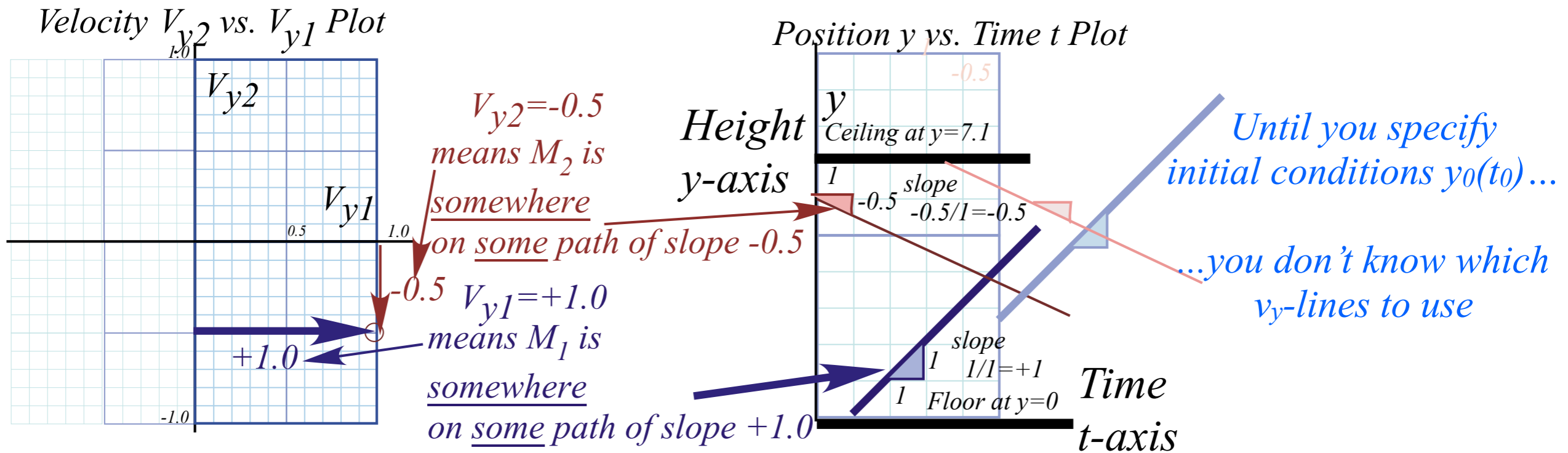
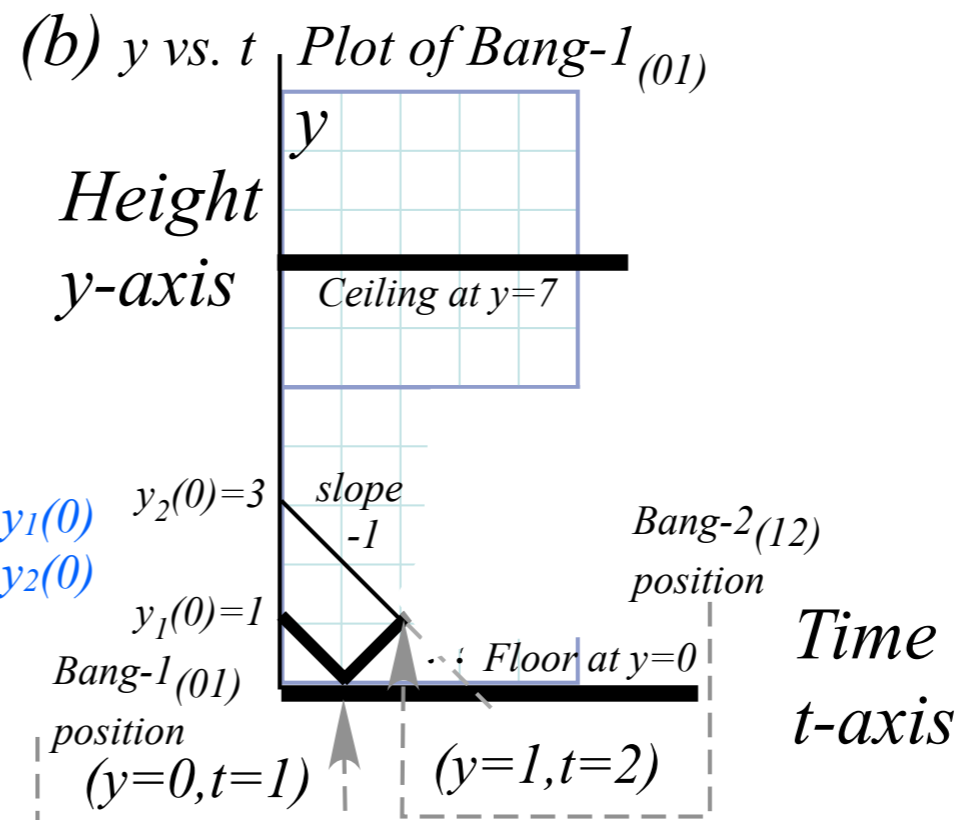
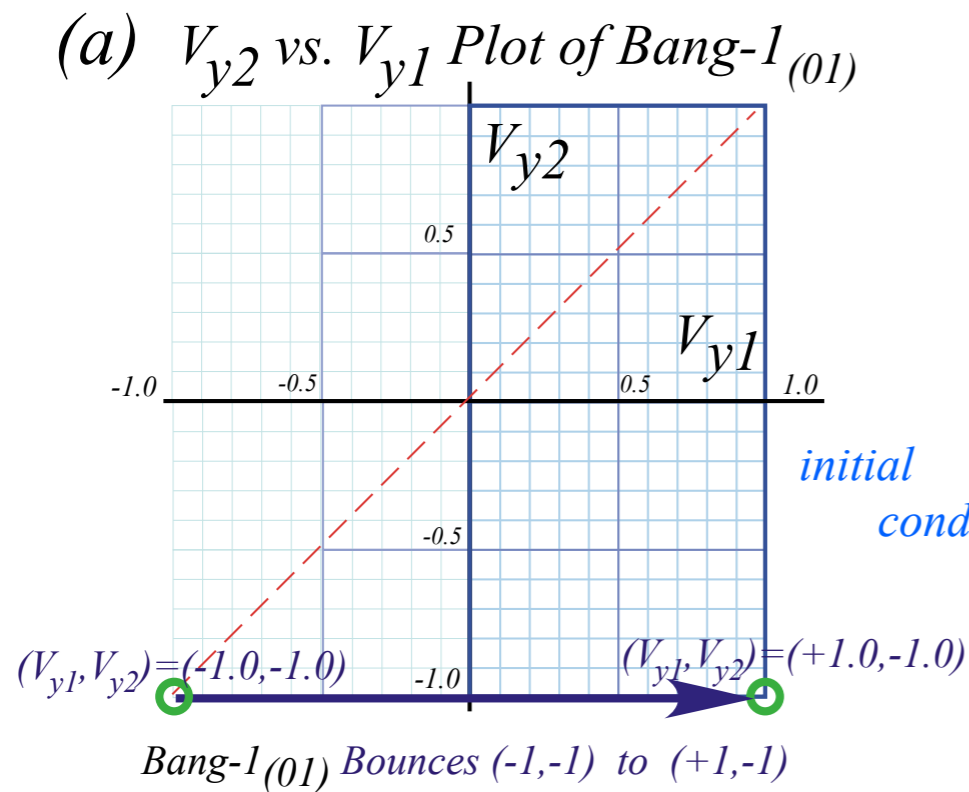
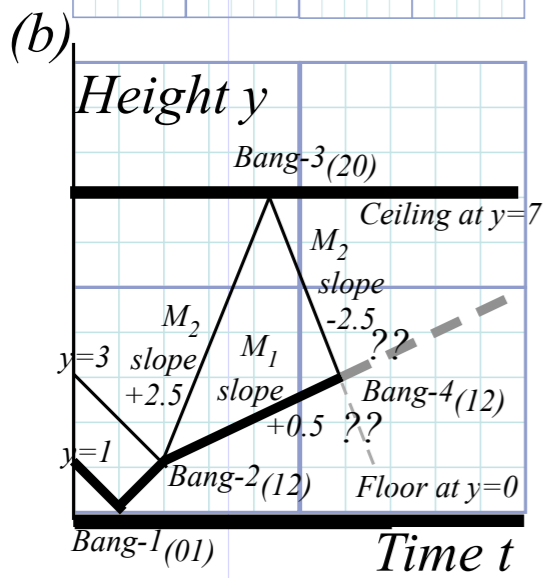
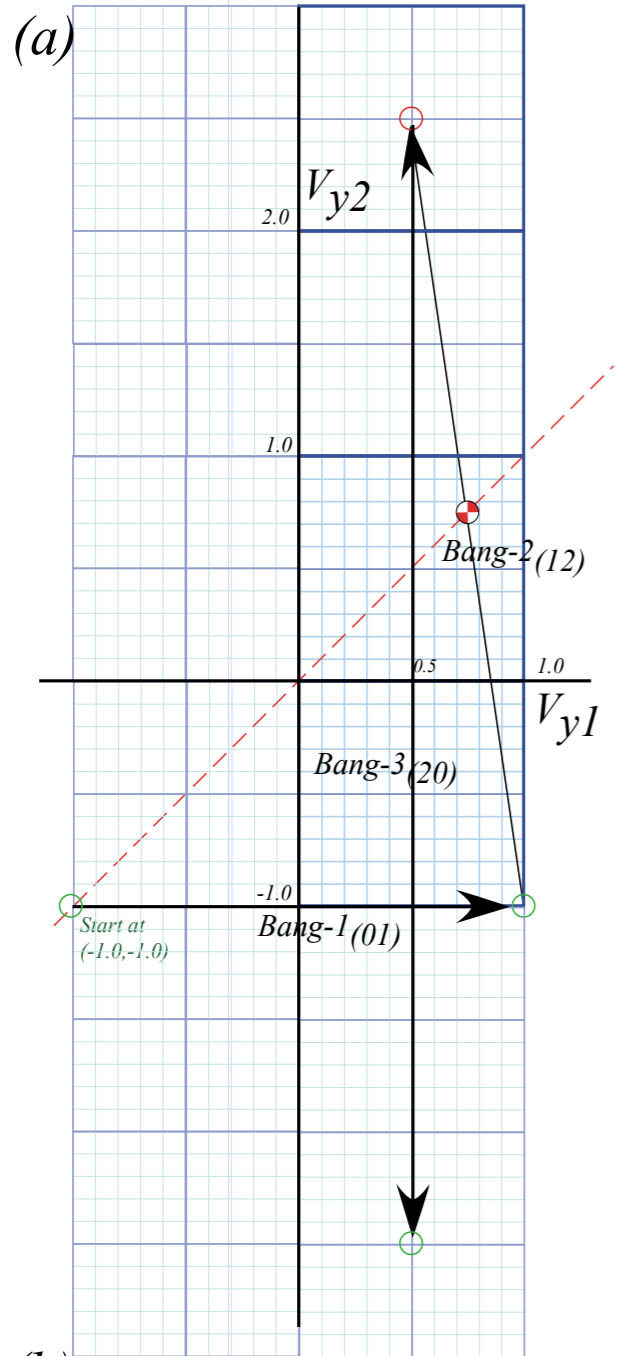


Fig. 3.6
(Unit 1)



Geometric "Integration" (Converting Velocity data to Spacetime)



Geometric "Integration" (Converting Velocity data to Spacetime)

Kinetic Energy Ellipse

$$KE = \frac{1}{2} M_1 V_1^2 + \frac{1}{2} M_2 V_2^2 = \frac{1}{2} + \frac{7}{2} = 4$$

$$1 = \frac{V_1^2}{2KE / M_1} + \frac{V_2^2}{2KE / M_2} = \frac{x_1^2}{a_1^2} + \frac{x_2^2}{a_2^2}$$

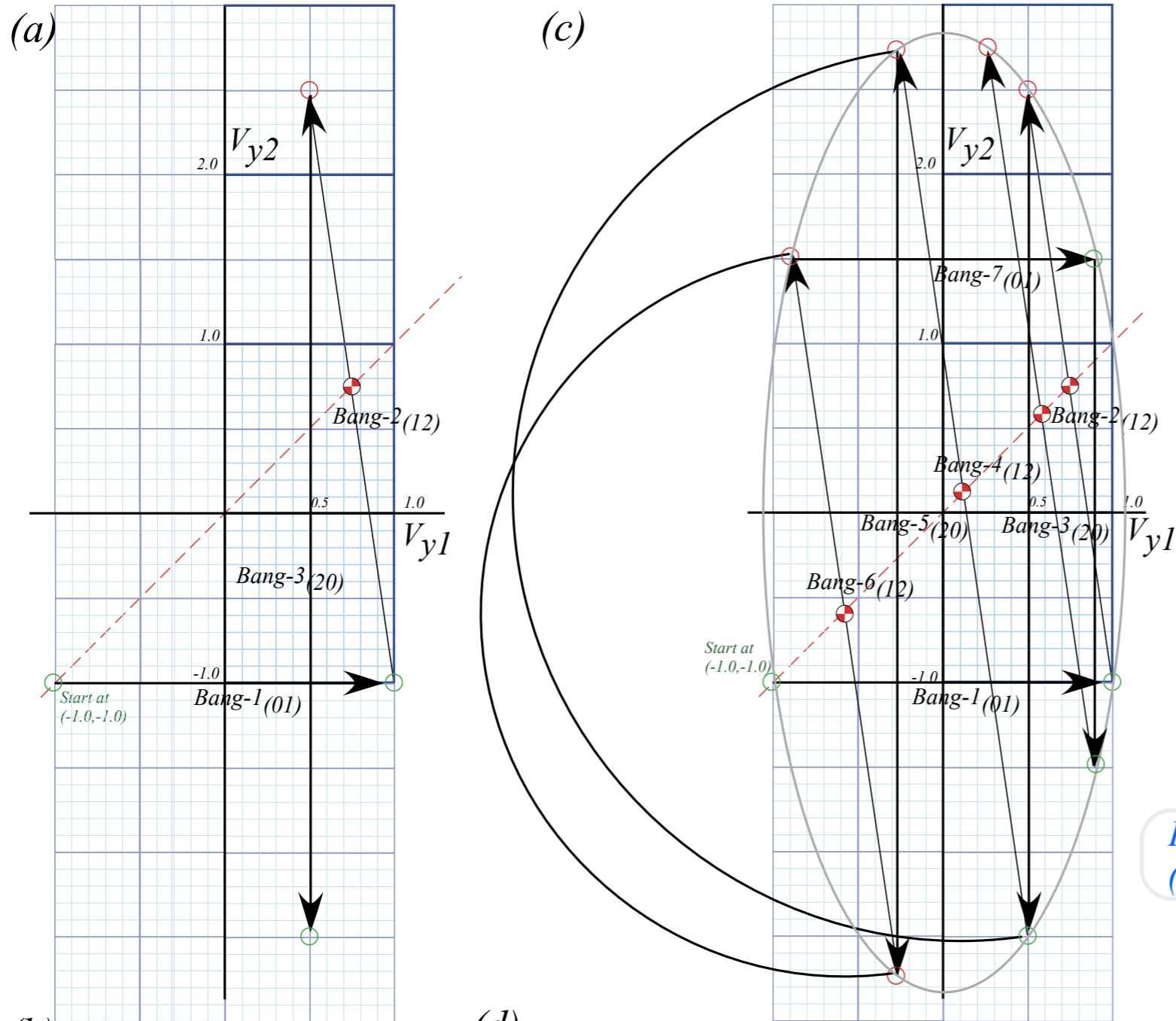


Fig. 3.7
(Unit 1)

Geometric "Integration" (Converting Velocity data to Spacetime)

Kinetic Energy Ellipse

$$KE = \frac{1}{2} M_1 V_1^2 + \frac{1}{2} M_2 V_2^2 = \frac{7}{2} + \frac{1}{2} = 4$$

$$1 = \frac{V_1^2}{2KE / M_1} + \frac{V_2^2}{2KE / M_2} = \frac{x_1^2}{a_1^2} + \frac{x_2^2}{a_2^2}$$

Ellipse radius 1

Ellipse radius 2

$$a_1 = \sqrt{2KE / M_1}$$

$$a_2 = \sqrt{2KE / M_2}$$

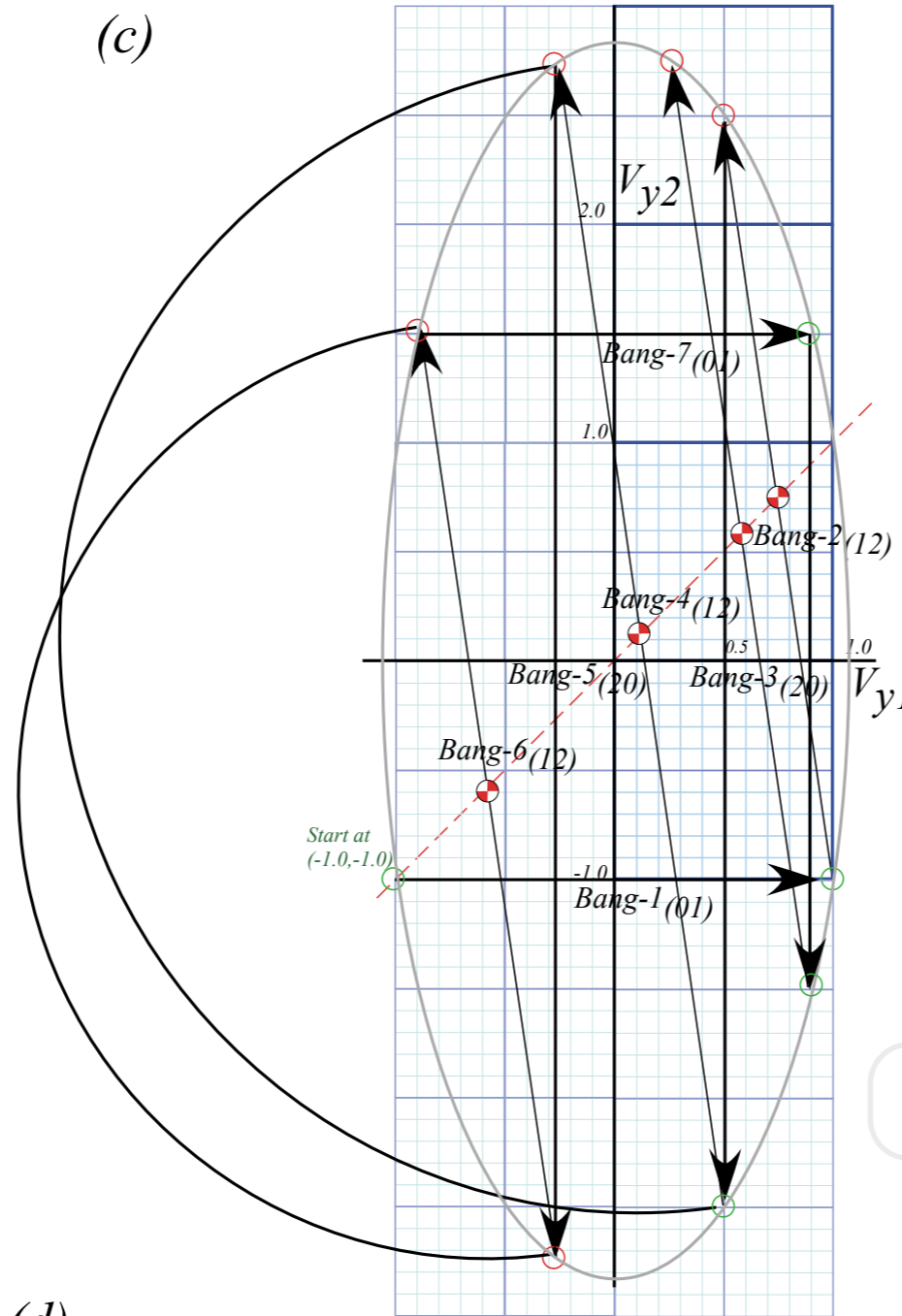
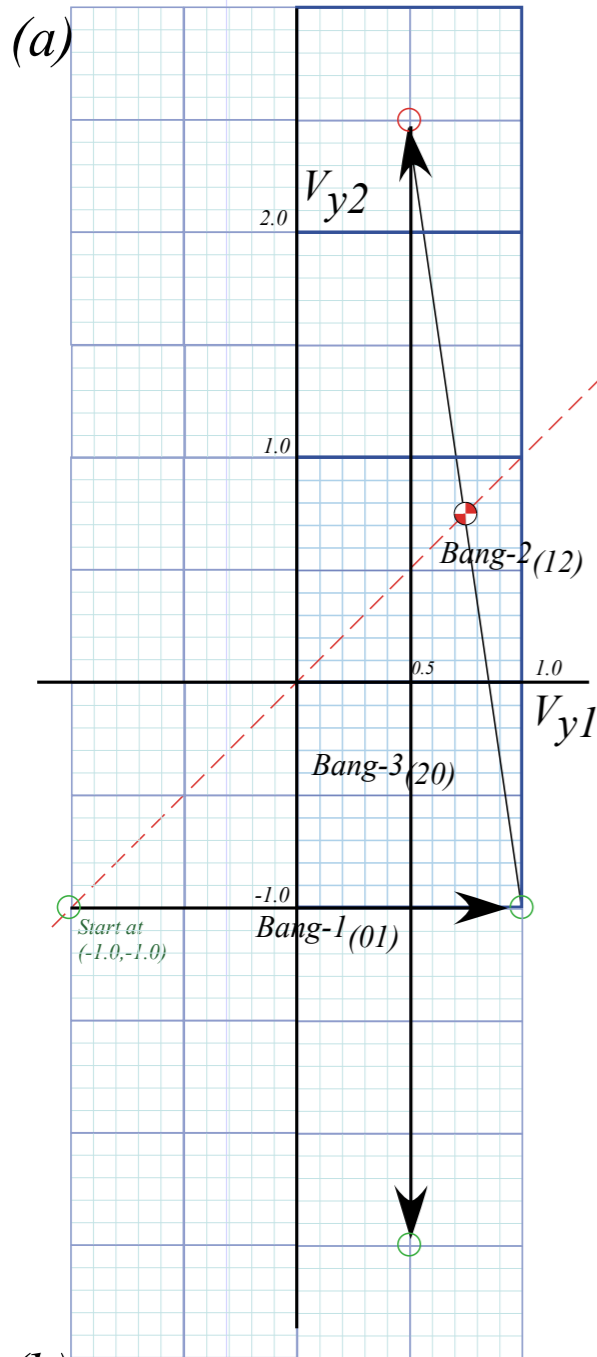
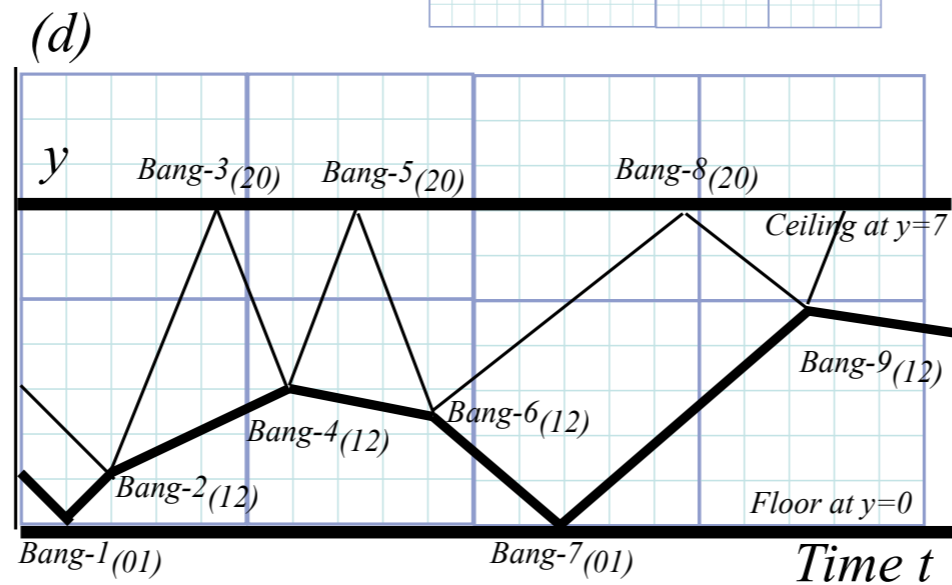
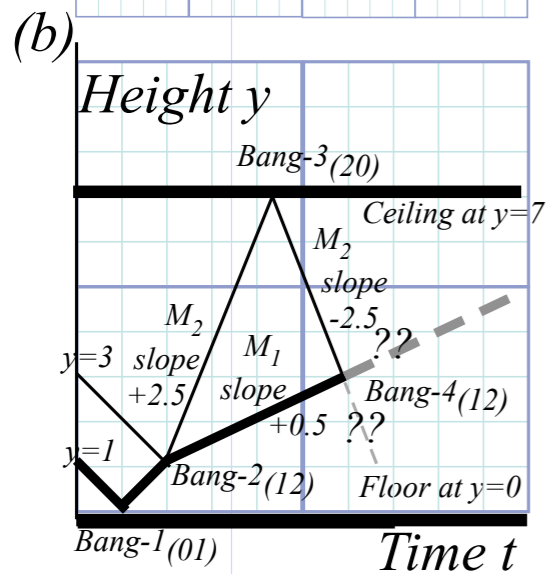


Fig. 3.7 (Unit 1)



Geometric "Integration" (Converting Velocity data to Spacetime)

Kinetic Energy Ellipse

$$KE = \frac{1}{2} M_1 V_1^2 + \frac{1}{2} M_2 V_2^2 = \frac{7}{2} + \frac{1}{2} = 4$$

$$1 = \frac{V_1^2}{2KE / M_1} + \frac{V_2^2}{2KE / M_2} = \frac{x_1^2}{a_1^2} + \frac{x_2^2}{a_2^2}$$

Ellipse radius 1

$$a_1 = \sqrt{2KE / M_1}$$

$$= \sqrt{2KE / 7}$$

$$= \sqrt{8/7}$$

$$= 1.07$$

Ellipse radius 2

$$a_2 = \sqrt{2KE / M_2}$$

$$= \sqrt{2KE / 1}$$

$$= \sqrt{8/1}$$

$$= 2.83$$

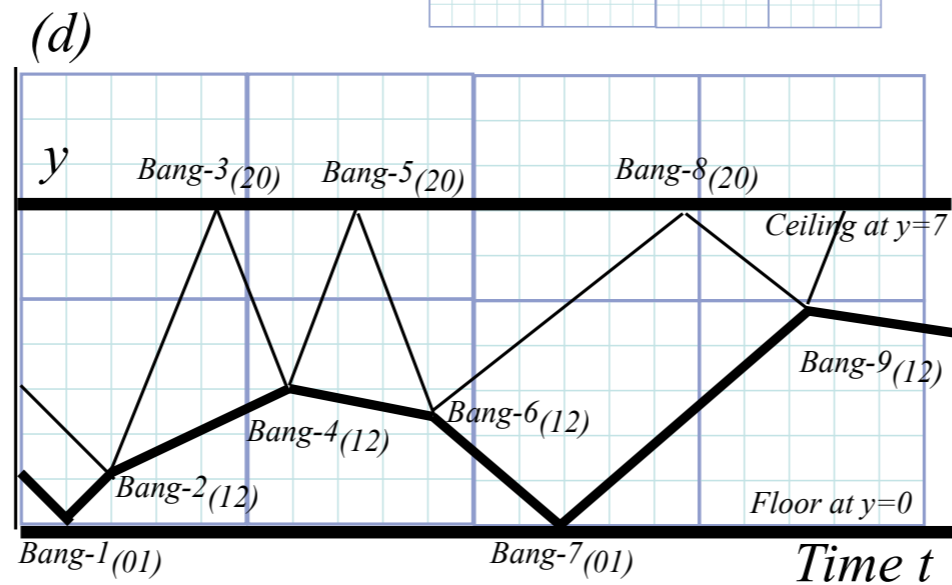
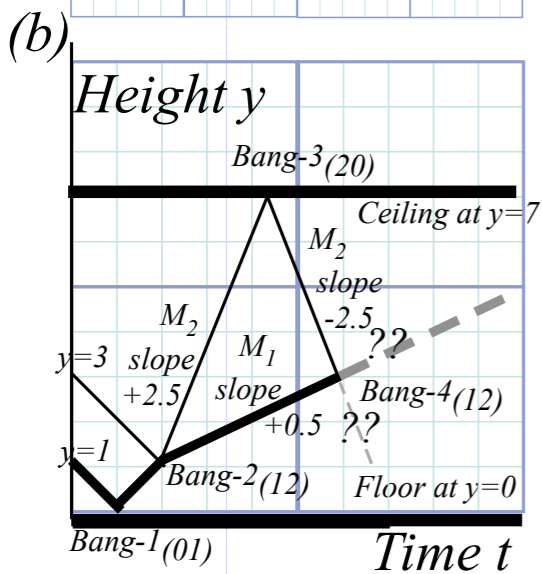
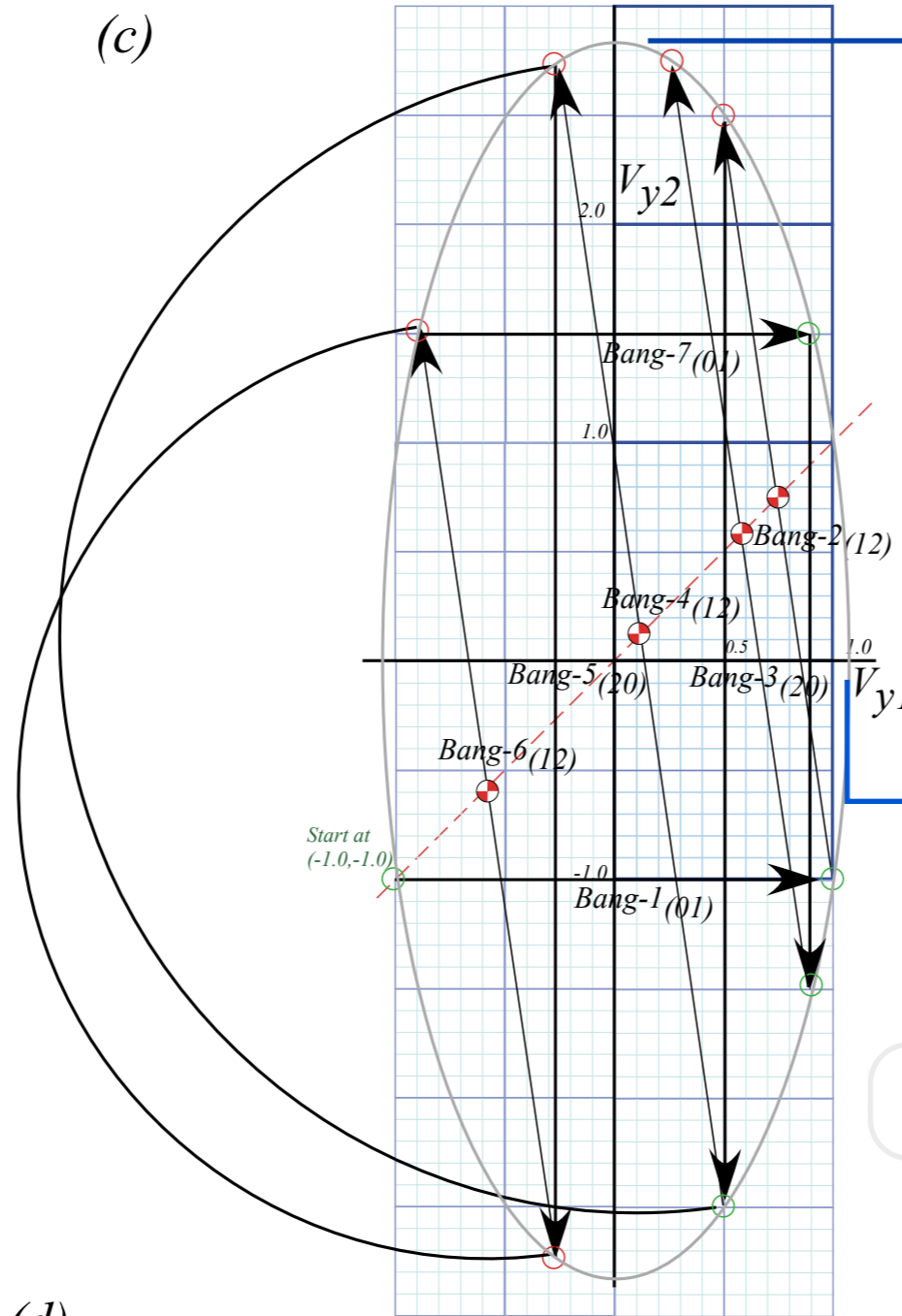
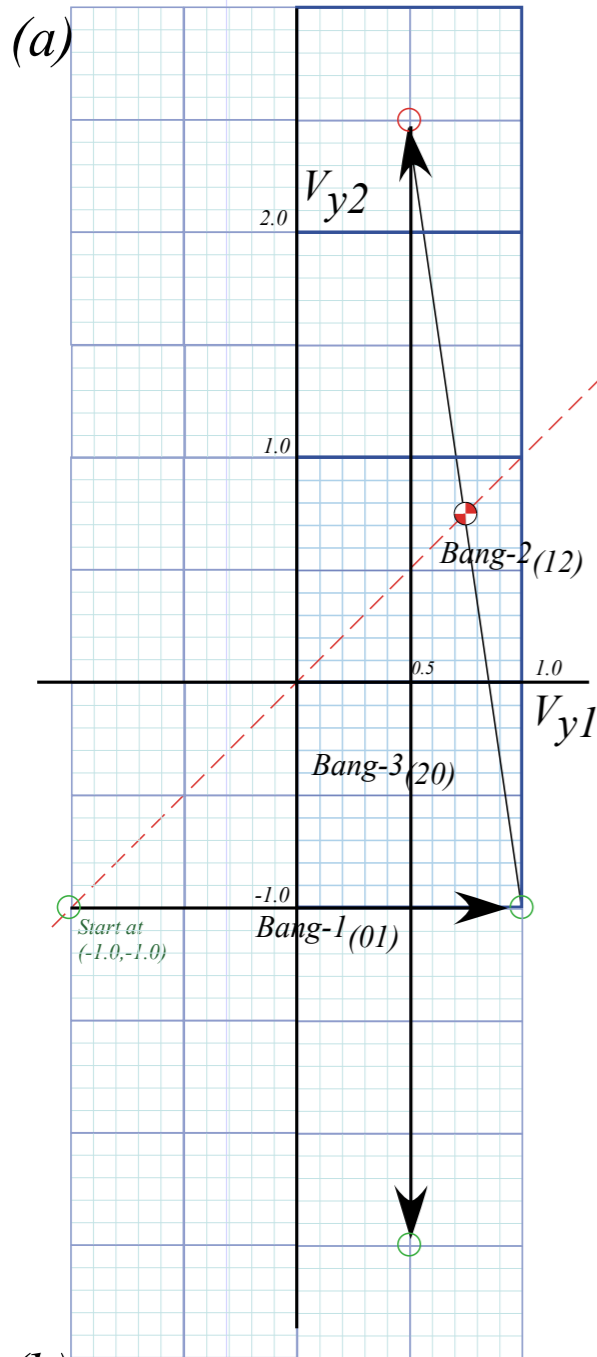


Fig. 3.7
(Unit 1)

Geometric "Integration" (Converting Velocity data to Spacetime)

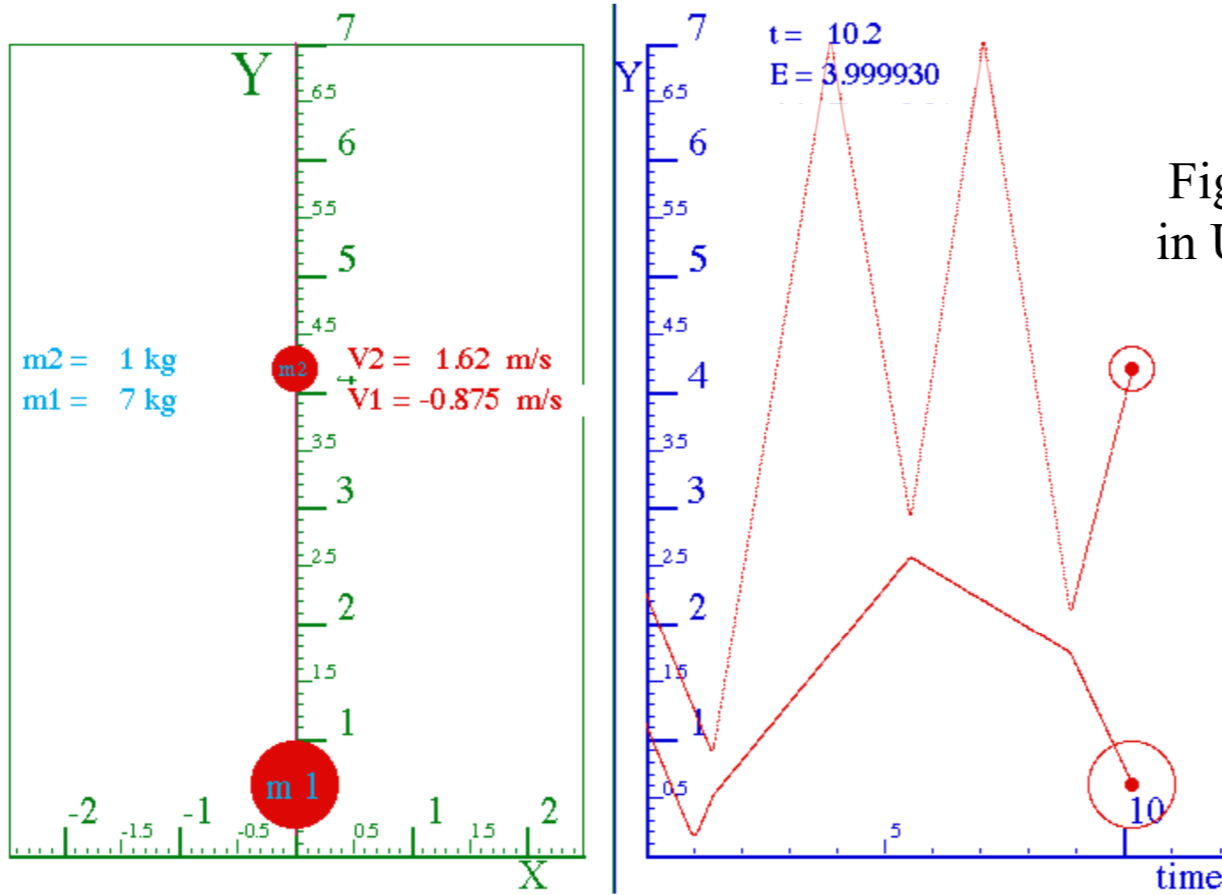


Fig. 4.8
in Unit 1

*BounceIt Superball Collision Web Simulator:
 $M_1=70, M_2=10$ with Newtonian time plot*

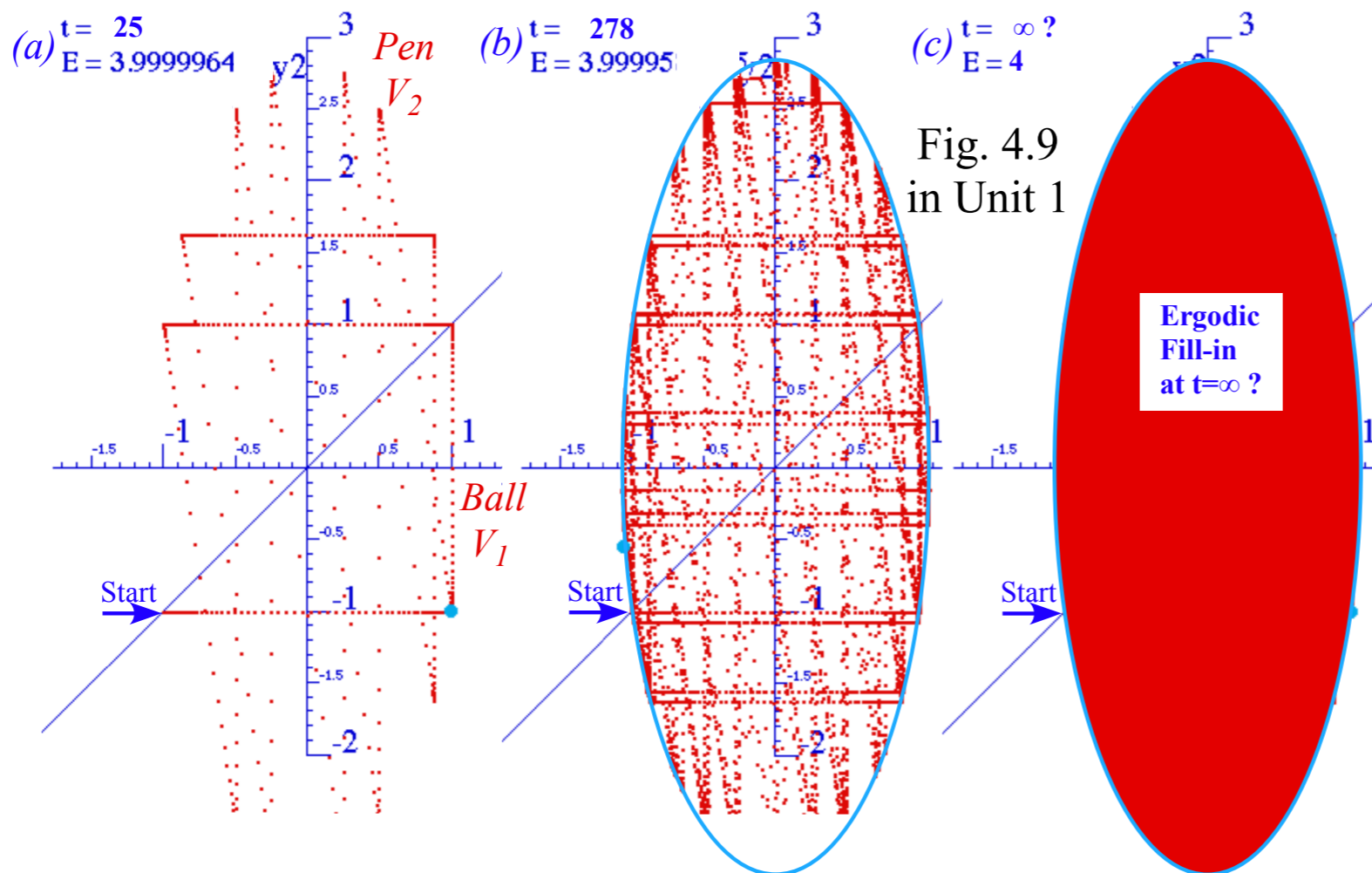


Fig. 4.9
in Unit 1

*BounceIt Superball Collision Web Simulator:
 $M_1=70, M_2=10$ with V_2 vs V_1 plot*

Geometry of X2 launcher bouncing in box

Independent Bounce Model (IBM)

Geometric optimization and range-of-motion calculation(t)

Integration of (V_1, V_2) data to space-time plots $(y_1(t), t)$ and $(y_2(t), t)$ plots

 *Integration of (V_1, V_2) data to space-space plots (y_1, y_2) Examples $(M_1=7, M_2=1)$ and $(M_1=49, M_2=1)$*

Geometric "Integration" (Converting Velocity data to Space-space trajectory)

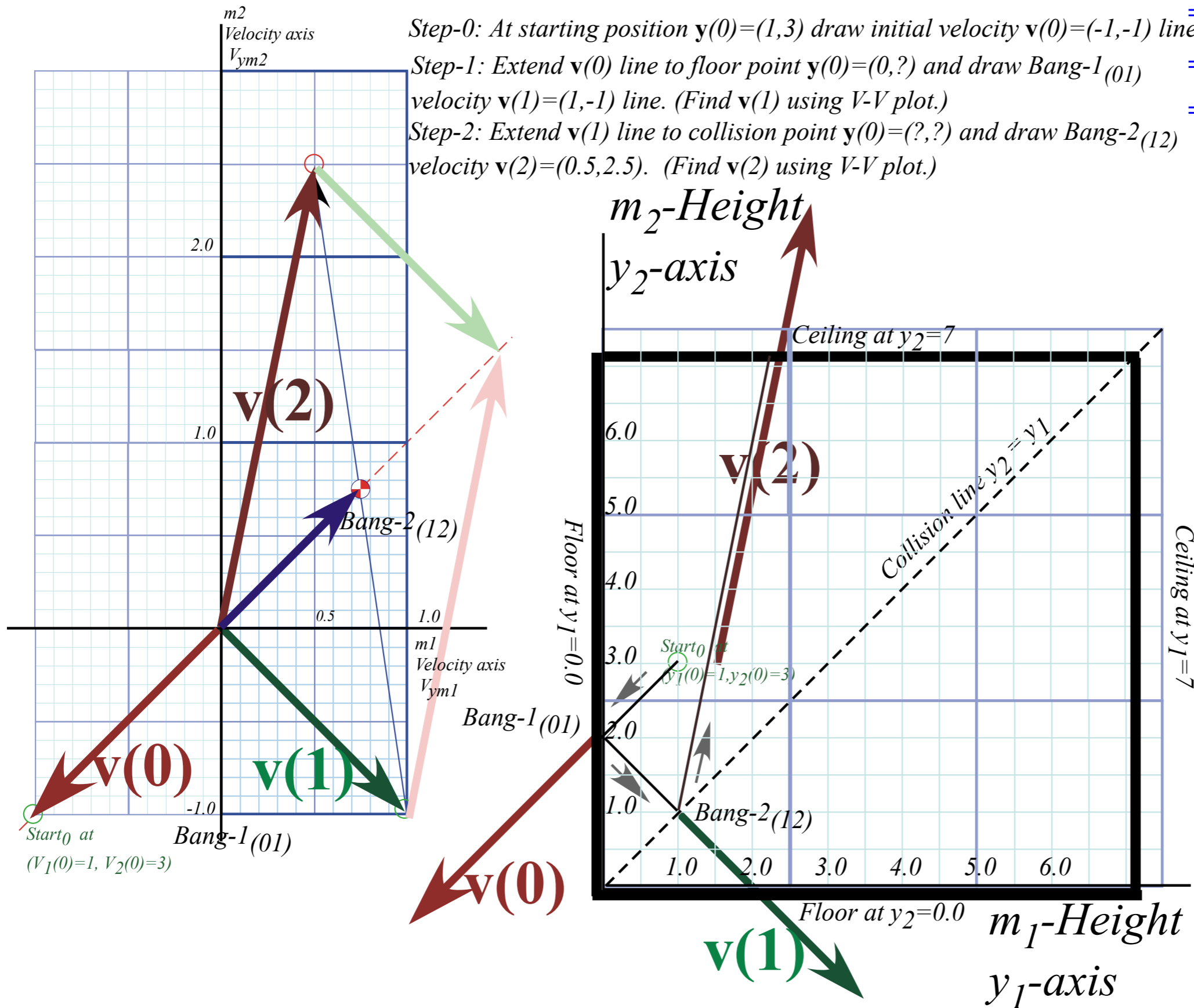
Fig. 3.8
(Unit 1)

<u>Ellipse radius 1</u>	<u>Ellipse radius 2</u>
$a_1 = \sqrt{2KE/M_1}$	$a_2 = \sqrt{2KE/M_1}$
$= \sqrt{2KE/7}$	$= \sqrt{2KE/1}$
$= \sqrt{8/7}$	$= \sqrt{8/1}$
$= 1.07$	$= 2.83$

Step-0: At starting position $\mathbf{y}(0)=(1,3)$ draw initial velocity $\mathbf{v}(0)=(-1,-1)$ line.

Step-1: Extend $\mathbf{v}(0)$ line to floor point $\mathbf{y}(0)=(0,?)$ and draw Bang-1(01) velocity $\mathbf{v}(1)=(1,-1)$ line. (Find $\mathbf{v}(1)$ using V-V plot.)

Step-2: Extend $\mathbf{v}(1)$ line to collision point $\mathbf{y}(0)=(?,?)$ and draw Bang-2(12) velocity $\mathbf{v}(2)=(0.5,2.5)$. (Find $\mathbf{v}(2)$ using V-V plot.)

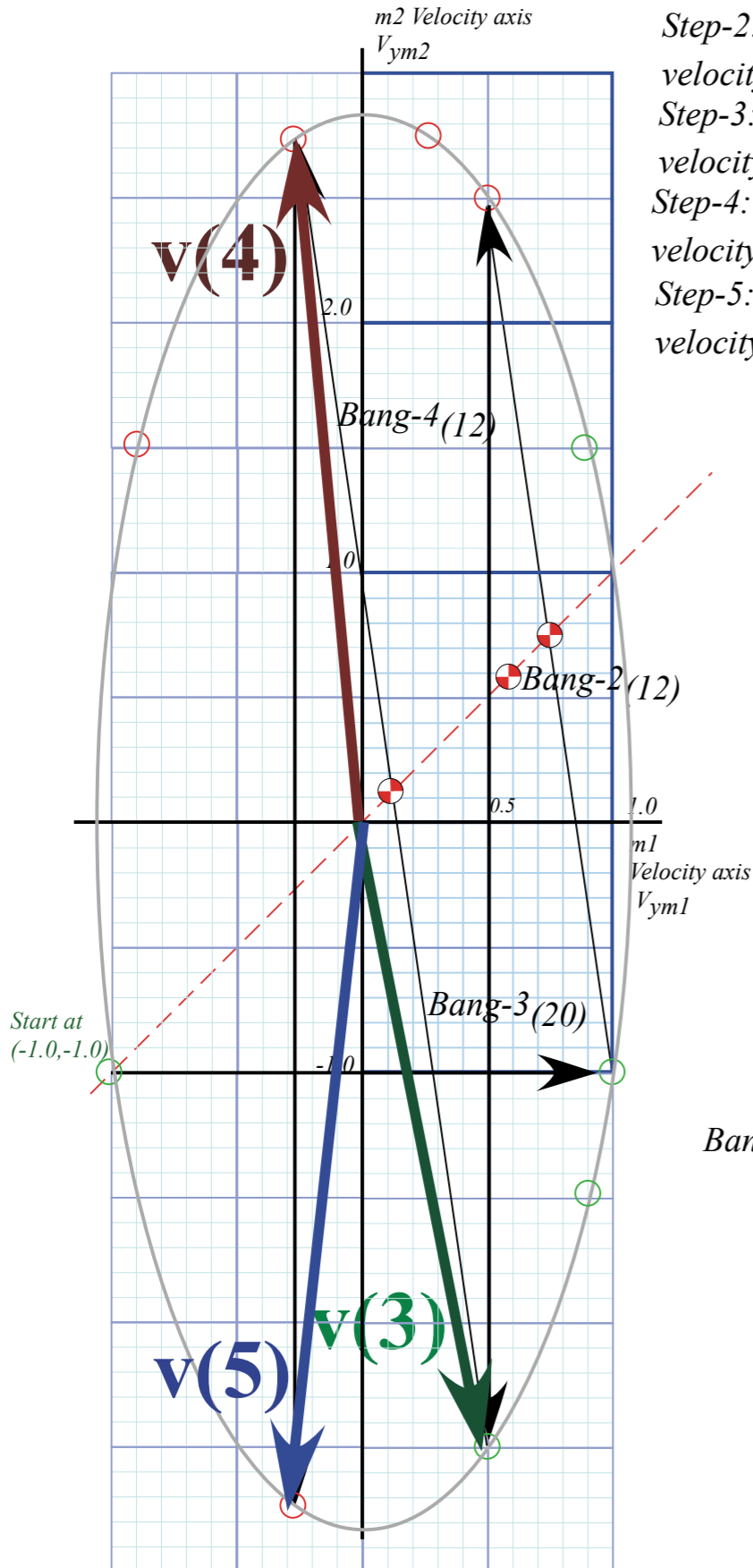


Geometric "Integration" (Converting Velocity data to Space-space trajectory)

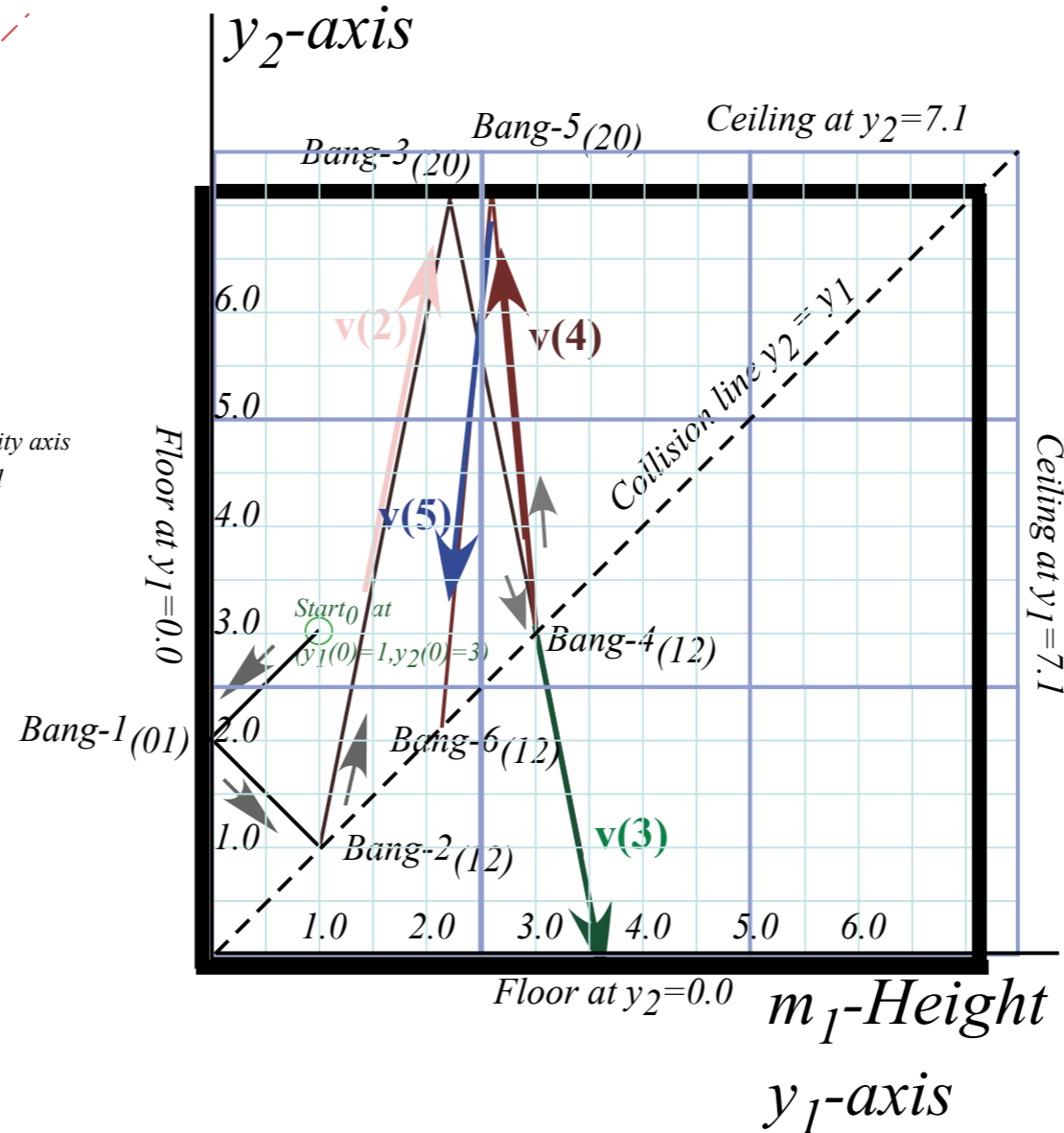
Fig. 3.9
(Unit 1)

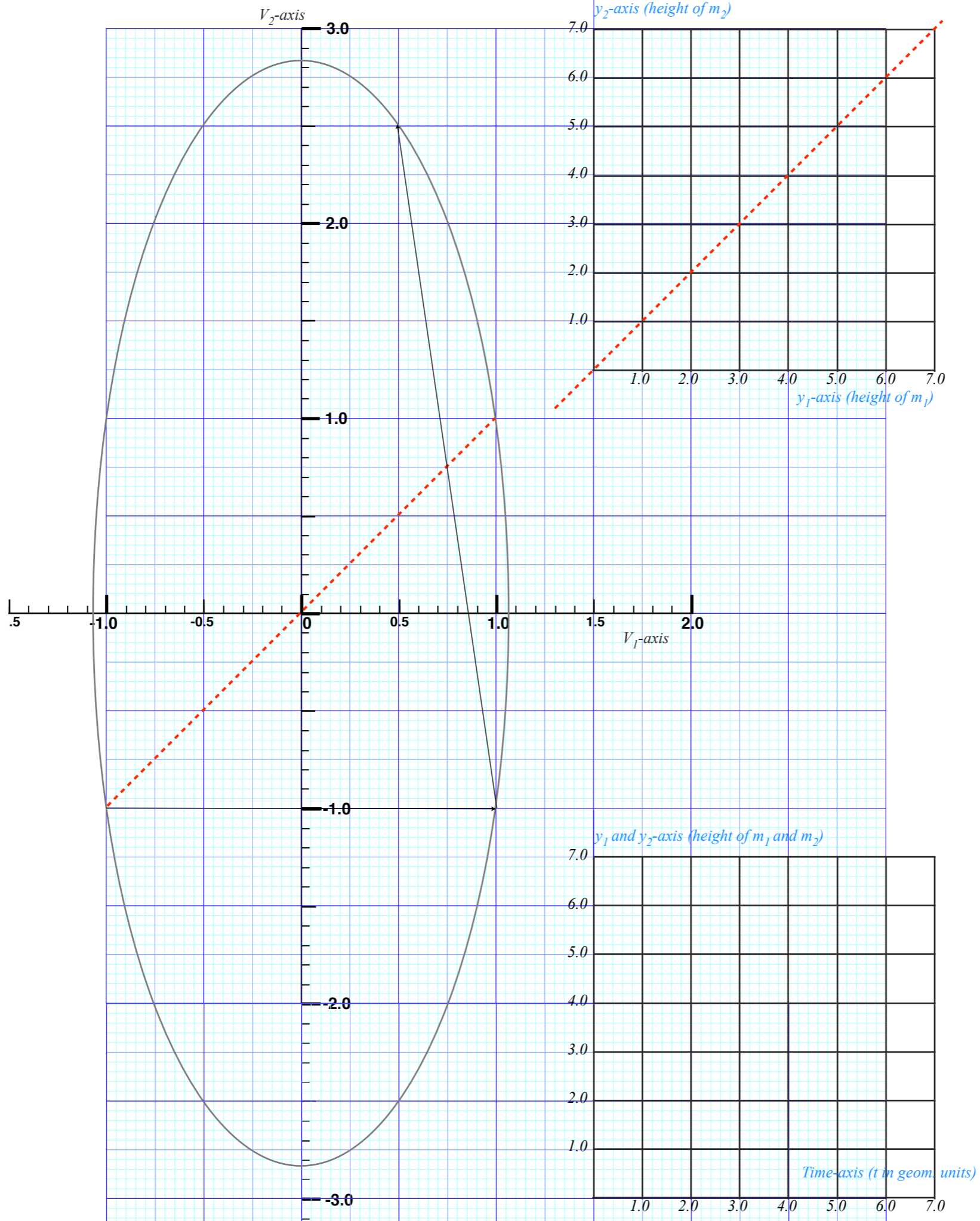
<u>Ellipse radius 1</u>	<u>Ellipse radius 2</u>
$a_1 = \sqrt{2KE/M_1}$	$a_2 = \sqrt{2KE/M_1}$
$= \sqrt{2KE/7}$	$= \sqrt{2KE/1}$
$= \sqrt{8/7}$	$= \sqrt{8/1}$
$= 1.07$	$= 2.83$

Step-2: Extend $v(2)$ line to ceiling point $y(3)=(?, 7.1)$ and draw Bang-3(20) velocity $v(3)=(1, -1)$ line. (Find $v(3)$ using V-V plot.)
 Step-3: Extend $v(3)$ line to collision point $y(4)=(?, ?)$ and draw Bang-4(12) velocity $v(4)=(0.5, 2.5)$. (Find $v(4)$ using V-V plot.)
 Step-4: Extend $v(4)$ line to ceiling point $y(4)=(?, 7.1)$ and draw Bang-5(20) velocity $v(5)=(1, -1)$ line. (Find $v(5)$ using V-V plot.)
 Step-5: Extend $v(5)$ line to collision point $y(6)=(?, ?)$ and draw Bang-6(12) velocity $v(6)=(0.5, 2.5)$. (Find $v(6)$ using V-V plot.)



m_2 -Height





<u>Ellipse radius 1</u>	<u>Ellipse radius 2</u>
$a_1 = \sqrt{2KE/M_1}$	$a_2 = \sqrt{2KE/M_1}$
$= \sqrt{2KE/7}$	$= \sqrt{2KE/1}$
$= \sqrt{8/7}$	$= \sqrt{8/1}$
$= 1.07$	$= 2.83$

Example with masses: $m_1=49$ and $m_2=1$

Geometric "Integration" (Converting Velocity data to Space-time trajectory)

Example with masses: $m_1=49$ and $m_2=1$

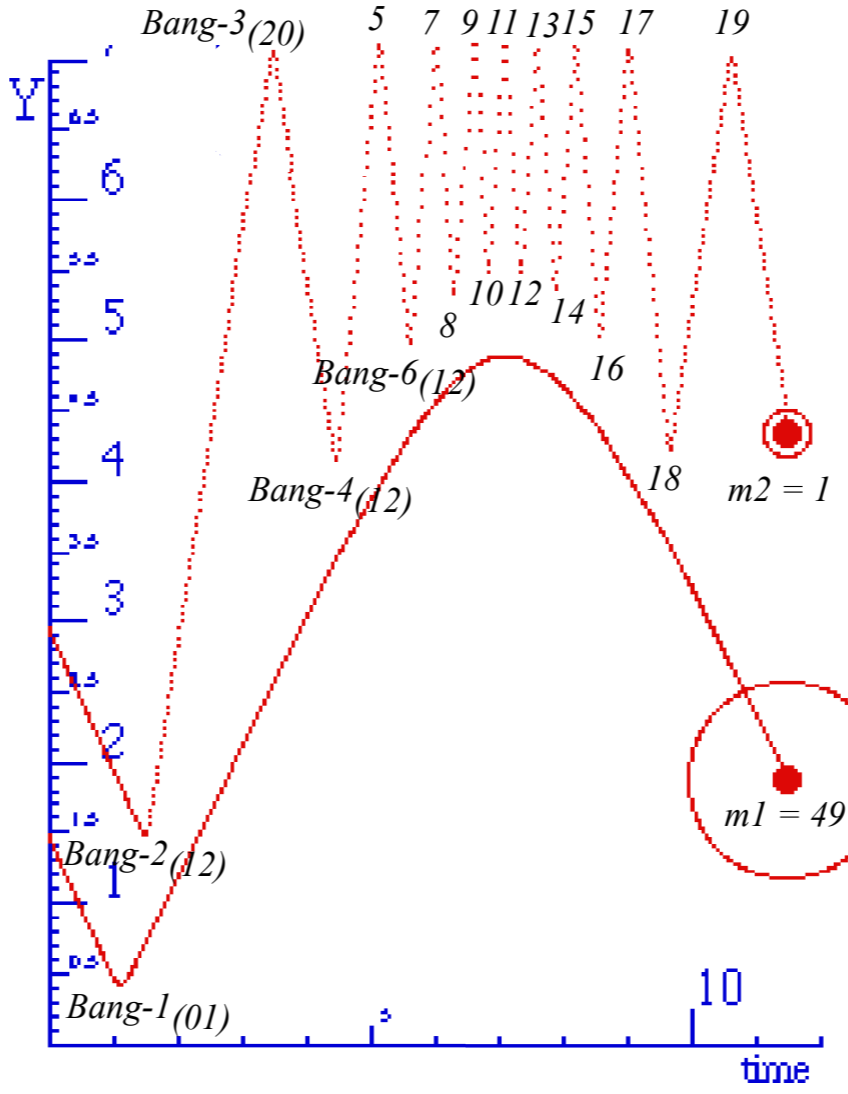
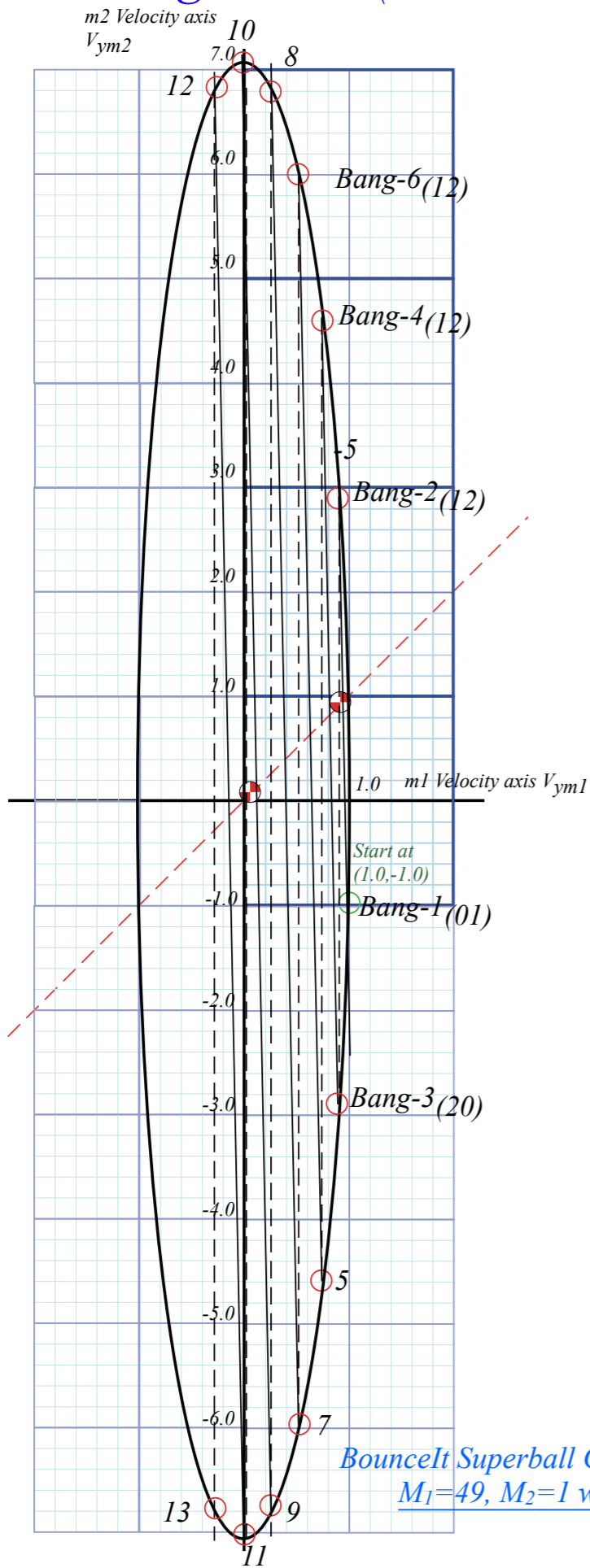


Fig. 4.1 (Unit 1) BounceIt Superball Collision Web Simulator: $M_1=49, M_2=1$ with Newtonian time plot

BounceIt Superball Collision Web Simulator: $M_1=49, M_2=1$ with V_2 vs V_1 plot

Geometric "Integration" (Converting Velocity data to Space-time trajectory)



BounceIt Superball Collision Web Simulator:
 $M_1=49, M_2=1$ with V_2 vs V_1 plot

Example with masses: $m_1=49$ and $m_2=1$

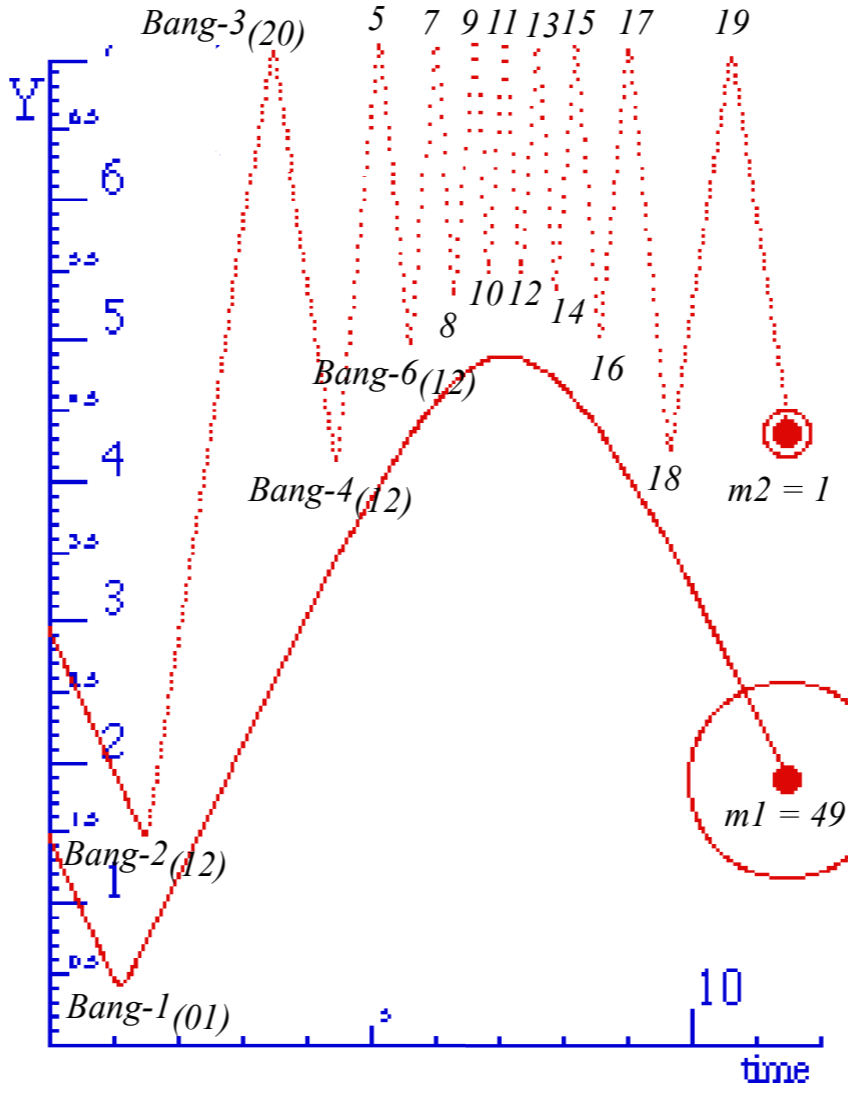
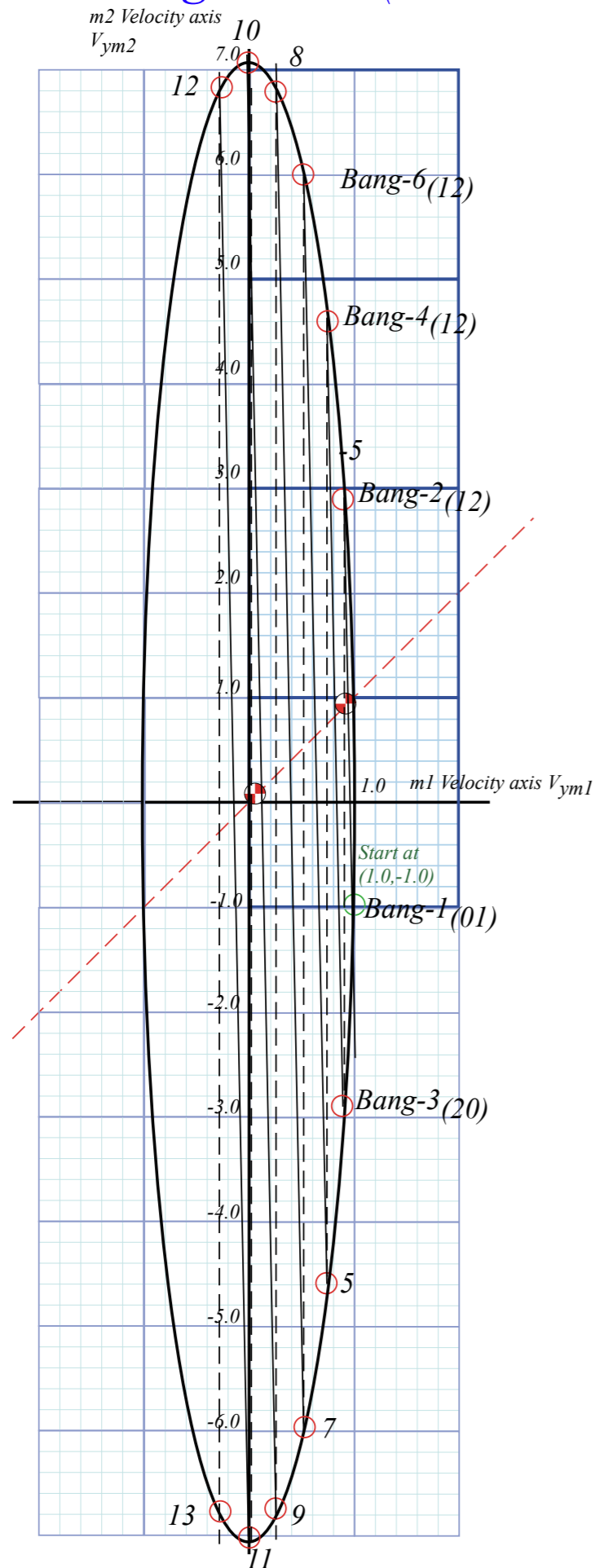


Fig. 4.1 BounceIt Superball Collision Web Simulator:
 $M_1=49, M_2=1$ with Newtonian time plot

Geometric "Integration" (Converting Velocity data to Space-time trajectory)



Example with masses: $m_1=49$ and $m_2=1$

Kinetic Energy Ellipse

$$KE = \frac{1}{2}m_1V_1^2 + \frac{1}{2}m_2V_2^2 = \frac{49}{2} + \frac{1}{2} = 25$$

$$1 = \frac{V_1^2}{2KE/m_1} + \frac{V_2^2}{2KE/m_2} = \frac{x_1^2}{a_1^2} + \frac{x_2^2}{a_2^2}$$

Ellipse radius 1

$$\begin{aligned} a_1 &= \sqrt{2KE/M_1} \\ &= \sqrt{2KE/49} \\ &= \sqrt{50/49} \\ &= 1.01 \end{aligned}$$

Ellipse radius 2

$$\begin{aligned} a_2 &= \sqrt{2KE/m_2} \\ &= \sqrt{2KE/1} \\ &= \sqrt{50/1} \\ &= 7.07 \end{aligned}$$

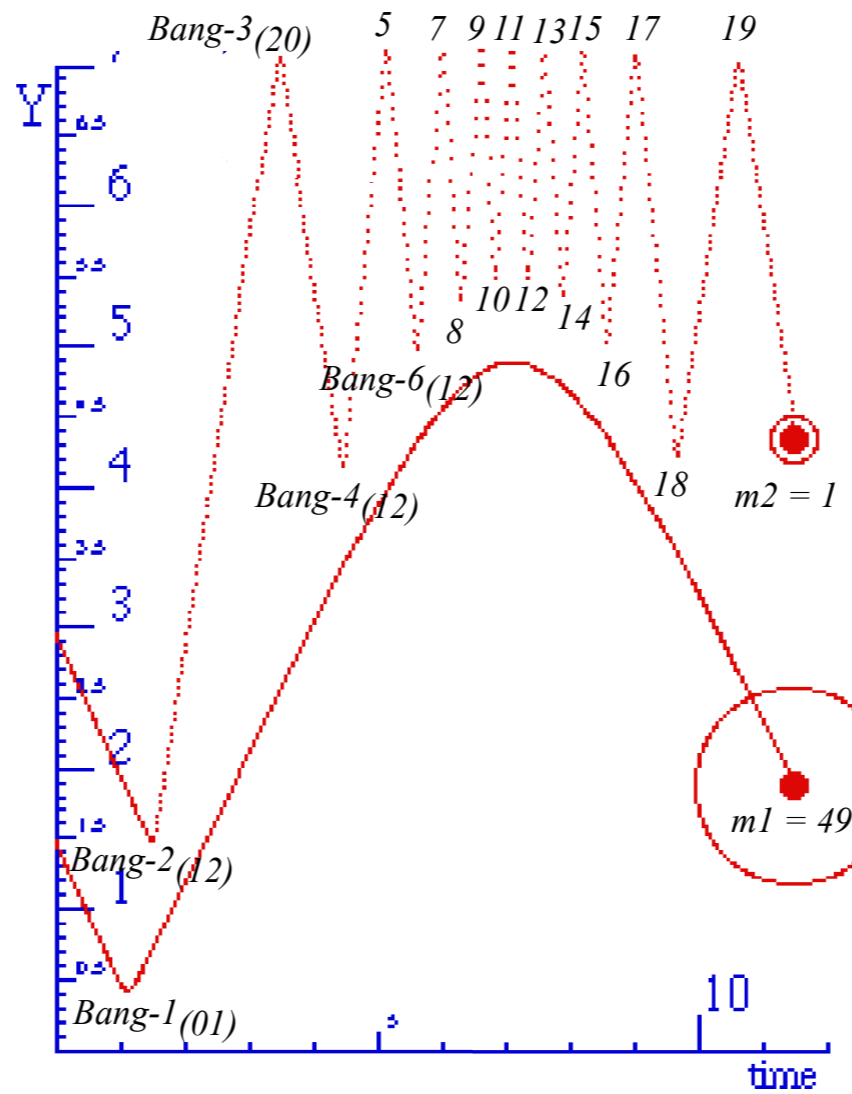


Fig. 4.1
(Unit 1)

Multiple collisions calculated by matrix operator products

 *Matrix or tensor algebra of 1-D 2-body collisions*

*“Mass-bang” matrix **M**, “Floor-bang” matrix **F**, “Ceiling-bang” matrix **C**.*

*Geometry and algebra of “ellipse-Rotation” group product: **R= C•M***

Multiple Collisions by Matrix Operator Products

T-Symmetry & Momentum Axioms give:
$$V^{COM} = \frac{V^{FIN} + V^{IN}}{2} = \frac{m_1 v_1 + m_2 v_2}{m_1 + m_2}$$

Multiple Collisions by Matrix Operator Products

T-Symmetry & Momentum Axioms give: $V^{COM} = \frac{V^{FIN} + V^{IN}}{2} = \frac{m_1 v_1 + m_2 v_2}{m_1 + m_2}$

Gives v^{FIN} in terms of v^{IN} ...

$$\begin{pmatrix} v_1^{FIN} \\ v_2^{FIN} \end{pmatrix} = \begin{pmatrix} 2V^{COM} - v_1^{IN} \\ 2V^{COM} - v_2^{IN} \end{pmatrix} =$$

Multiple Collisions by Matrix Operator Products

T-Symmetry & Momentum Axioms give: $V^{COM} = \frac{V^{FIN} + V^{IN}}{2} = \frac{m_1 v_1 + m_2 v_2}{m_1 + m_2}$

Gives v^{FIN} in terms of v^{IN} ...

$$\begin{pmatrix} v_1^{FIN} \\ v_2^{FIN} \end{pmatrix} = \begin{pmatrix} 2V^{COM} - v_1^{IN} \\ 2V^{COM} - v_2^{IN} \end{pmatrix} = \begin{pmatrix} 2 \frac{m_1 v_1^{IN} + m_2 v_2^{IN}}{m_1 + m_2} - v_1^{IN} \\ 2 \frac{m_1 v_1^{IN} + m_2 v_2^{IN}}{m_1 + m_2} - v_2^{IN} \end{pmatrix}$$

Multiple Collisions by Matrix Operator Products

T-Symmetry & Momentum Axioms give: $V^{COM} = \frac{V^{FIN} + V^{IN}}{2} = \frac{m_1 v_1 + m_2 v_2}{m_1 + m_2}$

Gives v^{FIN} in terms of v^{IN} ...

Finally as a matrix operation: $\mathbf{v}^{FIN} = \mathbf{M} \cdot \mathbf{v}^{IN}$...

$$\begin{pmatrix} v_1^{FIN} \\ v_2^{FIN} \end{pmatrix} = \begin{pmatrix} 2V^{COM} - v_1^{IN} \\ 2V^{COM} - v_2^{IN} \end{pmatrix} = \begin{pmatrix} 2 \frac{m_1 v_1^{IN} + m_2 v_2^{IN}}{m_1 + m_2} - v_1^{IN} \\ 2 \frac{m_1 v_1^{IN} + m_2 v_2^{IN}}{m_1 + m_2} - v_2^{IN} \end{pmatrix} = \frac{\begin{pmatrix} m_1 v_1^{IN} - m_2 v_1^{IN} + 2m_2 v_2^{IN} \\ 2m_1 v_1^{IN} + m_2 v_2^{IN} - m_1 v_2^{IN} \end{pmatrix}}{m_1 + m_2} = \frac{\begin{pmatrix} m_1 - m_2 & 2m_2 \\ 2m_1 & m_2 - m_1 \end{pmatrix} \begin{pmatrix} v_1^{IN} \\ v_2^{IN} \end{pmatrix}}{m_1 + m_2}$$

Multiple Collisions by Matrix Operator Products

T-Symmetry & Momentum Axioms give: $V^{COM} = \frac{V^{FIN} + V^{IN}}{2} = \frac{m_1 v_1 + m_2 v_2}{m_1 + m_2}$

Gives v^{FIN} in terms of v^{IN} ...

Finally as a matrix operation: $v^{FIN} = \mathbf{M} \cdot v^{IN}$...

$$\begin{pmatrix} v_1^{FIN} \\ v_2^{FIN} \end{pmatrix} = \begin{pmatrix} 2V^{COM} - v_1^{IN} \\ 2V^{COM} - v_2^{IN} \end{pmatrix} = \begin{pmatrix} 2 \frac{m_1 v_1^{IN} + m_2 v_2^{IN}}{m_1 + m_2} - v_1^{IN} \\ 2 \frac{m_1 v_1^{IN} + m_2 v_2^{IN}}{m_1 + m_2} - v_2^{IN} \end{pmatrix} = \frac{\begin{pmatrix} m_1 v_1^{IN} - m_2 v_1^{IN} + 2m_2 v_2^{IN} \\ 2m_1 v_1^{IN} + m_2 v_2^{IN} - m_1 v_2^{IN} \end{pmatrix}}{m_1 + m_2} = \frac{\begin{pmatrix} m_1 - m_2 & 2m_2 \\ 2m_1 & m_2 - m_1 \end{pmatrix} \begin{pmatrix} v_1^{IN} \\ v_2^{IN} \end{pmatrix}}{m_1 + m_2}$$

Quiz question about linear solution

Linear formula $v^{FIN} = \mathbf{M} \cdot v^{IN}$ gives just *one* solution to quadratic collision equations.

$$\begin{pmatrix} v_1^{FIN} \\ v_2^{FIN} \end{pmatrix} = \begin{pmatrix} \frac{m_1 - m_2}{m_1 + m_2} & \frac{2m_2}{m_1 + m_2} \\ \frac{2m_1}{m_1 + m_2} & \frac{m_2 - m_1}{m_1 + m_2} \end{pmatrix} \begin{pmatrix} v_1^{IN} \\ v_2^{IN} \end{pmatrix}$$

Multiple Collisions by Matrix Operator Products

T-Symmetry & Momentum Axioms give: $V^{COM} = \frac{V^{FIN} + V^{IN}}{2} = \frac{m_1 v_1 + m_2 v_2}{m_1 + m_2}$

Gives \mathbf{v}^{FIN} in terms of \mathbf{v}^{IN} ...

Finally as a matrix operation: $\mathbf{v}^{FIN} = \mathbf{M} \cdot \mathbf{v}^{IN}$...

$$\begin{pmatrix} v_1^{FIN} \\ v_2^{FIN} \end{pmatrix} = \begin{pmatrix} 2V^{COM} - v_1^{IN} \\ 2V^{COM} - v_2^{IN} \end{pmatrix} = \begin{pmatrix} 2 \frac{m_1 v_1^{IN} + m_2 v_2^{IN}}{m_1 + m_2} - v_1^{IN} \\ 2 \frac{m_1 v_1^{IN} + m_2 v_2^{IN}}{m_1 + m_2} - v_2^{IN} \end{pmatrix} = \frac{\begin{pmatrix} m_1 v_1^{IN} - m_2 v_1^{IN} + 2m_2 v_2^{IN} \\ 2m_1 v_1^{IN} + m_2 v_2^{IN} - m_1 v_2^{IN} \end{pmatrix}}{m_1 + m_2} = \frac{\begin{pmatrix} m_1 - m_2 & 2m_2 \\ 2m_1 & m_2 - m_1 \end{pmatrix} \begin{pmatrix} v_1^{IN} \\ v_2^{IN} \end{pmatrix}}{m_1 + m_2}$$

Quiz question about linear solution

Linear formula $\mathbf{v}^{FIN} = \mathbf{M} \cdot \mathbf{v}^{IN}$ gives just *one* solution to quadratic collision equations.

$$\begin{pmatrix} v_1^{FIN} \\ v_2^{FIN} \end{pmatrix} = \begin{pmatrix} \frac{m_1 - m_2}{m_1 + m_2} & \frac{2m_2}{m_1 + m_2} \\ \frac{2m_1}{m_1 + m_2} & \frac{m_2 - m_1}{m_1 + m_2} \end{pmatrix} \begin{pmatrix} v_1^{IN} \\ v_2^{IN} \end{pmatrix}$$

Q: What is the *second* solution and to what simple process would it correspond?

[Example with friction](#)

Multiple collisions calculated by matrix operator products

Matrix or tensor algebra of 1-D 2-body collisions

 *“Mass-bang” matrix **M**, “Floor-bang” matrix **F**, “Ceiling-bang” matrix **C**.*

*Geometry and algebra of “ellipse-Rotation” group product: **R= C•M***

Multiple Collisions by Matrix Operator Products

T-Symmetry & Momentum Axioms give: $V^{COM} = \frac{V^{FIN} + V^{IN}}{2} = \frac{m_1 v_1 + m_2 v_2}{m_1 + m_2}$

Gives v^{FIN} in terms of v^{IN} ...

Finally as a matrix operation: $\mathbf{v}^{FIN} = \mathbf{M} \cdot \mathbf{v}^{IN}$...

$$\begin{pmatrix} v_1^{FIN} \\ v_2^{FIN} \end{pmatrix} = \begin{pmatrix} 2V^{COM} - v_1^{IN} \\ 2V^{COM} - v_2^{IN} \end{pmatrix} = \begin{pmatrix} 2 \frac{m_1 v_1^{IN} + m_2 v_2^{IN}}{m_1 + m_2} - v_1^{IN} \\ 2 \frac{m_1 v_1^{IN} + m_2 v_2^{IN}}{m_1 + m_2} - v_2^{IN} \end{pmatrix} = \frac{\begin{pmatrix} m_1 v_1^{IN} - m_2 v_1^{IN} + 2m_2 v_2^{IN} \\ 2m_1 v_1^{IN} + m_2 v_2^{IN} - m_1 v_2^{IN} \end{pmatrix}}{m_1 + m_2} = \frac{\begin{pmatrix} m_1 - m_2 & 2m_2 \\ 2m_1 & m_2 - m_1 \end{pmatrix} \begin{pmatrix} v_1^{IN} \\ v_2^{IN} \end{pmatrix}}{m_1 + m_2}$$

Matrix operations include...

Floor-bang \mathbf{F} of m_1 :

$$\mathbf{F} = \begin{pmatrix} -1 & 0 \\ 0 & 1 \end{pmatrix}$$

Multiple Collisions by Matrix Operator Products

T-Symmetry & Momentum Axioms give: $V^{COM} = \frac{V^{FIN} + V^{IN}}{2} = \frac{m_1 v_1 + m_2 v_2}{m_1 + m_2}$

Gives v^{FIN} in terms of v^{IN} ...

Finally as a matrix operation: $\mathbf{v}^{FIN} = \mathbf{M} \cdot \mathbf{v}^{IN}$...

$$\begin{pmatrix} v_1^{FIN} \\ v_2^{FIN} \end{pmatrix} = \begin{pmatrix} 2V^{COM} - v_1^{IN} \\ 2V^{COM} - v_2^{IN} \end{pmatrix} = \begin{pmatrix} 2 \frac{m_1 v_1^{IN} + m_2 v_2^{IN}}{m_1 + m_2} - v_1^{IN} \\ 2 \frac{m_1 v_1^{IN} + m_2 v_2^{IN}}{m_1 + m_2} - v_2^{IN} \end{pmatrix} = \frac{\begin{pmatrix} m_1 v_1^{IN} - m_2 v_1^{IN} + 2m_2 v_2^{IN} \\ 2m_1 v_1^{IN} + m_2 v_2^{IN} - m_1 v_2^{IN} \end{pmatrix}}{m_1 + m_2} = \frac{\begin{pmatrix} m_1 - m_2 & 2m_2 \\ 2m_1 & m_2 - m_1 \end{pmatrix} \begin{pmatrix} v_1^{IN} \\ v_2^{IN} \end{pmatrix}}{m_1 + m_2}$$

Matrix operations include...

Floor-bang \mathbf{F} of m_1 :

$$\mathbf{F} = \begin{pmatrix} -1 & 0 \\ 0 & 1 \end{pmatrix}$$

Ceiling-bang \mathbf{C} of m_2 :

$$\mathbf{C} = \begin{pmatrix} 1 & 0 \\ 0 & -1 \end{pmatrix}$$

Multiple Collisions by Matrix Operator Products

T-Symmetry & Momentum Axioms give: $V^{COM} = \frac{V^{FIN} + V^{IN}}{2} = \frac{m_1 v_1 + m_2 v_2}{m_1 + m_2}$

Gives v^{FIN} in terms of v^{IN} ...

Finally as a matrix operation: $v^{FIN} = \mathbf{M} \cdot v^{IN}$...

$$\begin{pmatrix} v_1^{FIN} \\ v_2^{FIN} \end{pmatrix} = \begin{pmatrix} 2V^{COM} - v_1^{IN} \\ 2V^{COM} - v_2^{IN} \end{pmatrix} = \begin{pmatrix} 2 \frac{m_1 v_1^{IN} + m_2 v_2^{IN}}{m_1 + m_2} - v_1^{IN} \\ 2 \frac{m_1 v_1^{IN} + m_2 v_2^{IN}}{m_1 + m_2} - v_2^{IN} \end{pmatrix} = \frac{\begin{pmatrix} m_1 v_1^{IN} - m_2 v_1^{IN} + 2m_2 v_2^{IN} \\ 2m_1 v_1^{IN} + m_2 v_2^{IN} - m_1 v_2^{IN} \end{pmatrix}}{m_1 + m_2} = \frac{\begin{pmatrix} m_1 - m_2 & 2m_2 \\ 2m_1 & m_2 - m_1 \end{pmatrix} \begin{pmatrix} v_1^{IN} \\ v_2^{IN} \end{pmatrix}}{m_1 + m_2}$$

Matrix operations include...

Floor-bang \mathbf{F} of m_1 :

$$\mathbf{F} = \begin{pmatrix} -1 & 0 \\ 0 & 1 \end{pmatrix}$$

Mass-bang \mathbf{M} of m_1 and m_2 :

$$\mathbf{M} = \begin{pmatrix} \frac{m_1 - m_2}{m_1 + m_2} & \frac{2m_2}{m_1 + m_2} \\ \frac{2m_1}{m_1 + m_2} & \frac{m_2 - m_1}{m_1 + m_2} \end{pmatrix}$$

Ceiling-bang \mathbf{C} of m_2 :

$$\mathbf{C} = \begin{pmatrix} 1 & 0 \\ 0 & -1 \end{pmatrix}$$

Multiple Collisions by Matrix Operator Products

T-Symmetry & Momentum Axioms give: $V^{COM} = \frac{V^{FIN} + V^{IN}}{2} = \frac{m_1 v_1 + m_2 v_2}{m_1 + m_2}$

Gives v^{FIN} in terms of v^{IN} ...

Finally as a matrix operation: $v^{FIN} = \mathbf{M} \cdot v^{IN}$...

$$\begin{pmatrix} v_1^{FIN} \\ v_2^{FIN} \end{pmatrix} = \begin{pmatrix} 2V^{COM} - v_1^{IN} \\ 2V^{COM} - v_2^{IN} \end{pmatrix} = \begin{pmatrix} 2 \frac{m_1 v_1^{IN} + m_2 v_2^{IN}}{m_1 + m_2} - v_1^{IN} \\ 2 \frac{m_1 v_1^{IN} + m_2 v_2^{IN}}{m_1 + m_2} - v_2^{IN} \end{pmatrix} = \frac{\begin{pmatrix} m_1 v_1^{IN} - m_2 v_1^{IN} + 2m_2 v_2^{IN} \\ 2m_1 v_1^{IN} + m_2 v_2^{IN} - m_1 v_2^{IN} \end{pmatrix}}{m_1 + m_2} = \frac{\begin{pmatrix} m_1 - m_2 & 2m_2 \\ 2m_1 & m_2 - m_1 \end{pmatrix} \begin{pmatrix} v_1^{IN} \\ v_2^{IN} \end{pmatrix}}{m_1 + m_2}$$

Matrix operations include...

Floor-bang \mathbf{F} of m_1 :

$$\mathbf{F} = \begin{pmatrix} -1 & 0 \\ 0 & 1 \end{pmatrix}$$

Mass-bang \mathbf{M} of m_1 and m_2 :

$$\mathbf{M} = \begin{pmatrix} \frac{m_1 - m_2}{m_1 + m_2} & \frac{2m_2}{m_1 + m_2} \\ \frac{2m_1}{m_1 + m_2} & \frac{m_2 - m_1}{m_1 + m_2} \end{pmatrix}$$

Ceiling-bang \mathbf{C} of m_2 :

$$\mathbf{C} = \begin{pmatrix} 1 & 0 \\ 0 & -1 \end{pmatrix}$$

Let: $m_1=49$ and $m_2=1$

$$\mathbf{M} = \begin{pmatrix} 0.96 & 0.04 \\ 1.96 & -0.96 \end{pmatrix}$$

Multiple collisions calculated by matrix operator products

Matrix or tensor algebra of 1-D 2-body collisions

*“Mass-bang” matrix **M**, “Floor-bang” matrix **F**, “Ceiling-bang” matrix **C**.*

*Geometry and algebra of “ellipse-Rotation” group product: **R= C•M***



Multiple Collisions by Matrix Operator Products

T-Symmetry & Momentum Axioms give: $V^{COM} = \frac{V^{FIN} + V^{IN}}{2} = \frac{m_1 v_1 + m_2 v_2}{m_1 + m_2}$

Gives v^{FIN} in terms of v^{IN} ...

Finally as a matrix operation: $v^{FIN} = \mathbf{M} \cdot v^{IN}$...

$$\begin{pmatrix} v_1^{FIN} \\ v_2^{FIN} \end{pmatrix} = \begin{pmatrix} 2V^{COM} - v_1^{IN} \\ 2V^{COM} - v_2^{IN} \end{pmatrix} = \begin{pmatrix} 2 \frac{m_1 v_1^{IN} + m_2 v_2^{IN}}{m_1 + m_2} - v_1^{IN} \\ 2 \frac{m_1 v_1^{IN} + m_2 v_2^{IN}}{m_1 + m_2} - v_2^{IN} \end{pmatrix} = \frac{\begin{pmatrix} m_1 v_1^{IN} - m_2 v_1^{IN} + 2m_2 v_2^{IN} \\ 2m_1 v_1^{IN} + m_2 v_2^{IN} - m_1 v_2^{IN} \end{pmatrix}}{m_1 + m_2} = \frac{\begin{pmatrix} m_1 - m_2 & 2m_2 \\ 2m_1 & m_2 - m_1 \end{pmatrix} \begin{pmatrix} v_1^{IN} \\ v_2^{IN} \end{pmatrix}}{m_1 + m_2}$$

Matrix operations include...

Floor-bang \mathbf{F} of m_1 :

$$\mathbf{F} = \begin{pmatrix} -1 & 0 \\ 0 & 1 \end{pmatrix}$$

Mass-bang \mathbf{M} of m_1 and m_2 :

$$\mathbf{M} = \begin{pmatrix} \frac{m_1 - m_2}{m_1 + m_2} & \frac{2m_2}{m_1 + m_2} \\ \frac{2m_1}{m_1 + m_2} & \frac{m_2 - m_1}{m_1 + m_2} \end{pmatrix}$$

Ceiling-bang \mathbf{C} of m_2 :

$$\mathbf{C} = \begin{pmatrix} 1 & 0 \\ 0 & -1 \end{pmatrix}$$

Let: $m_1=49$ and $m_2=1$

$$\mathbf{M} = \begin{pmatrix} 0.96 & 0.04 \\ 1.96 & -0.96 \end{pmatrix}$$

Define "ellipse-Rotation" \mathbf{R} as group product: $\mathbf{R} = \mathbf{C} \cdot \mathbf{M} = \begin{pmatrix} 1 & 0 \\ 0 & -1 \end{pmatrix} \cdot \begin{pmatrix} 0.96 & 0.04 \\ 1.96 & -0.96 \end{pmatrix} = \begin{pmatrix} 0.96 & 0.04 \\ -1.96 & 0.96 \end{pmatrix}$

$$\begin{aligned}
 |FIN^9\rangle &= \mathbf{C} \cdot \mathbf{M} \cdot \mathbf{C} \cdot \mathbf{M} \cdot \mathbf{C} \cdot \mathbf{M} \cdot \mathbf{C} \cdot \mathbf{M} \cdot \mathbf{F} \\
 \begin{pmatrix} v_1^{FIN-9} \\ v_2^{FIN-9} \end{pmatrix} &= \begin{pmatrix} 1 & 0 \\ 0 & -1 \end{pmatrix} \cdot \begin{pmatrix} 0.96 & 0.04 \\ 1.96 & -0.96 \end{pmatrix} \cdot \begin{pmatrix} 1 & 0 \\ 0 & -1 \end{pmatrix} \cdot \begin{pmatrix} 0.96 & 0.04 \\ 1.96 & -0.96 \end{pmatrix} \cdot \begin{pmatrix} 1 & 0 \\ 0 & -1 \end{pmatrix} \cdot \begin{pmatrix} 0.96 & 0.04 \\ 1.96 & -0.96 \end{pmatrix} \cdot \begin{pmatrix} 1 & 0 \\ 0 & -1 \end{pmatrix} \cdot \begin{pmatrix} 0.96 & 0.04 \\ 1.96 & -0.96 \end{pmatrix} \cdot \begin{pmatrix} -1 & 0 \\ 0 & +1 \end{pmatrix} \begin{pmatrix} v_1^{IN} = -1 \\ v_2^{IN} = -1 \end{pmatrix}_{(\text{INITIAL } (0))}
 \end{aligned}$$


$$\begin{aligned}
 \left| FIN^9 \right\rangle &= \mathbf{C} \cdot \mathbf{M} \cdot \mathbf{C} \cdot \mathbf{M} \cdot \mathbf{C} \cdot \mathbf{M} \cdot \mathbf{C} \cdot \mathbf{M} \cdot \mathbf{F} \left| IN^0 \right\rangle \\
 \begin{pmatrix} v_1^{FIN-9} \\ v_2^{FIN-9} \end{pmatrix} &= \underbrace{\begin{pmatrix} 1 & 0 \\ 0 & -1 \end{pmatrix} \cdot \begin{pmatrix} 0.96 & 0.04 \\ 1.96 & -0.96 \end{pmatrix}}_{\mathbf{R}} \cdot \underbrace{\begin{pmatrix} 1 & 0 \\ 0 & -1 \end{pmatrix} \cdot \begin{pmatrix} 0.96 & 0.04 \\ 1.96 & -0.96 \end{pmatrix}}_{\mathbf{R}} \cdot \underbrace{\begin{pmatrix} 1 & 0 \\ 0 & -1 \end{pmatrix} \cdot \begin{pmatrix} 0.96 & 0.04 \\ 1.96 & -0.96 \end{pmatrix}}_{\mathbf{R}} \cdot \underbrace{\begin{pmatrix} 1 & 0 \\ 0 & -1 \end{pmatrix} \cdot \begin{pmatrix} 0.96 & 0.04 \\ 1.96 & -0.96 \end{pmatrix}}_{\mathbf{R}} \cdot \begin{pmatrix} -1 & 0 \\ 0 & +1 \end{pmatrix} \begin{pmatrix} v_1^{IN} = -1 \\ v_2^{IN} = -1 \end{pmatrix}_{(\text{INITIAL } (0))} \\
 \left| FIN^9 \right\rangle &= \mathbf{R} \cdot \mathbf{R} \cdot \mathbf{R} \cdot \mathbf{R} \cdot \mathbf{F} \left| IN^0 \right\rangle \\
 \begin{pmatrix} v_1^{FIN-9} \\ v_2^{FIN-9} \end{pmatrix} &= \begin{pmatrix} 0.96 & 0.04 \\ -1.96 & 0.96 \end{pmatrix} \cdot \begin{pmatrix} 0.96 & 0.04 \\ -1.96 & 0.96 \end{pmatrix} \cdot \begin{pmatrix} 0.96 & 0.04 \\ -1.96 & 0.96 \end{pmatrix} \cdot \begin{pmatrix} 0.96 & 0.04 \\ -1.96 & 0.96 \end{pmatrix} \cdot \begin{pmatrix} v_1 = 1 \\ v_2 = -1 \end{pmatrix}_{(\text{after Bang-1})}
 \end{aligned}$$

“ellipse-Rotation” group product: $\mathbf{R} = \mathbf{C} \cdot \mathbf{M}$

$$\begin{aligned}
 \begin{pmatrix} |FIN^9\rangle \\ v_1^{FIN-9} \\ v_2^{FIN-9} \end{pmatrix} &= \underbrace{\mathbf{C} \cdot \mathbf{M}}_{\mathbf{R}} \cdot \underbrace{\mathbf{C} \cdot \mathbf{M}}_{\mathbf{R}} \cdot \underbrace{\mathbf{C} \cdot \mathbf{M}}_{\mathbf{R}} \cdot \underbrace{\mathbf{C} \cdot \mathbf{M}}_{\mathbf{R}} \cdot \mathbf{F} \begin{pmatrix} |IN^0\rangle \\ v_1^{IN} = -1 \\ v_2^{IN} = -1 \end{pmatrix}_{(\text{INITIAL } (0))} \\
 \begin{pmatrix} |FIN^9\rangle \\ v_1^{FIN-9} \\ v_2^{FIN-9} \end{pmatrix} &= \begin{pmatrix} \mathbf{R} \\ \mathbf{R} \\ \mathbf{R} \\ \mathbf{R} \\ \mathbf{F} |IN^0\rangle \end{pmatrix} \cdot \begin{pmatrix} \begin{pmatrix} 0.96 & 0.04 \\ -1.96 & 0.96 \end{pmatrix} \\ \cdot \\ \begin{pmatrix} 0.96 & 0.04 \\ -1.96 & 0.96 \end{pmatrix} \\ \cdot \\ \begin{pmatrix} 0.96 & 0.04 \\ -1.96 & 0.96 \end{pmatrix} \\ \cdot \\ \begin{pmatrix} 0.96 & 0.04 \\ -1.96 & 0.96 \end{pmatrix} \\ \cdot \\ \begin{pmatrix} v_1 = 1 \\ v_2 = -1 \end{pmatrix} \end{pmatrix}_{(\text{after Bang-1})} \\
 &= \begin{pmatrix} v_1 = 0.2925 \\ v_2 = -6.768 \end{pmatrix}_{(\text{after Bang-9})}
 \end{aligned}$$

“ellipse-Rotation” group product: $\mathbf{R} = \mathbf{C} \cdot \mathbf{M}$

$$\begin{aligned}
 |FIN^9\rangle &= \mathbf{C} \cdot \mathbf{M} \cdot \mathbf{C} \cdot \mathbf{M} \cdot \mathbf{C} \cdot \mathbf{M} \cdot \mathbf{C} \cdot \mathbf{M} \cdot \mathbf{F} |IN^0\rangle \\
 \begin{pmatrix} v_1^{FIN-9} \\ v_2^{FIN-9} \end{pmatrix} &= \begin{pmatrix} 1 & 0 \\ 0 & -1 \end{pmatrix} \cdot \begin{pmatrix} 0.96 & 0.04 \\ 1.96 & -0.96 \end{pmatrix} \cdot \begin{pmatrix} 1 & 0 \\ 0 & -1 \end{pmatrix} \cdot \begin{pmatrix} 0.96 & 0.04 \\ 1.96 & -0.96 \end{pmatrix} \cdot \begin{pmatrix} 1 & 0 \\ 0 & -1 \end{pmatrix} \cdot \begin{pmatrix} 0.96 & 0.04 \\ 1.96 & -0.96 \end{pmatrix} \cdot \begin{pmatrix} 1 & 0 \\ 0 & -1 \end{pmatrix} \cdot \begin{pmatrix} 0.96 & 0.04 \\ 1.96 & -0.96 \end{pmatrix} \cdot \begin{pmatrix} -1 & 0 \\ 0 & +1 \end{pmatrix} \begin{pmatrix} v_1^{IN} = -1 \\ v_2^{IN} = -1 \end{pmatrix} \quad (\text{INITIAL } (0)) \\
 |FIN^9\rangle &= \mathbf{R} \cdot \mathbf{R} \cdot \mathbf{R} \cdot \mathbf{R} \cdot \mathbf{F} |IN^0\rangle \\
 \begin{pmatrix} v_1^{FIN-9} \\ v_2^{FIN-9} \end{pmatrix} &= \begin{pmatrix} 0.96 & 0.04 \\ -1.96 & 0.96 \end{pmatrix} \cdot \begin{pmatrix} 0.96 & 0.04 \\ -1.96 & 0.96 \end{pmatrix} \cdot \begin{pmatrix} 0.96 & 0.04 \\ -1.96 & 0.96 \end{pmatrix} \cdot \begin{pmatrix} 0.96 & 0.04 \\ -1.96 & 0.96 \end{pmatrix} \cdot \begin{pmatrix} v_1 = 1 \\ v_2 = -1 \end{pmatrix} \quad (\text{after Bang-1})
 \end{aligned}$$

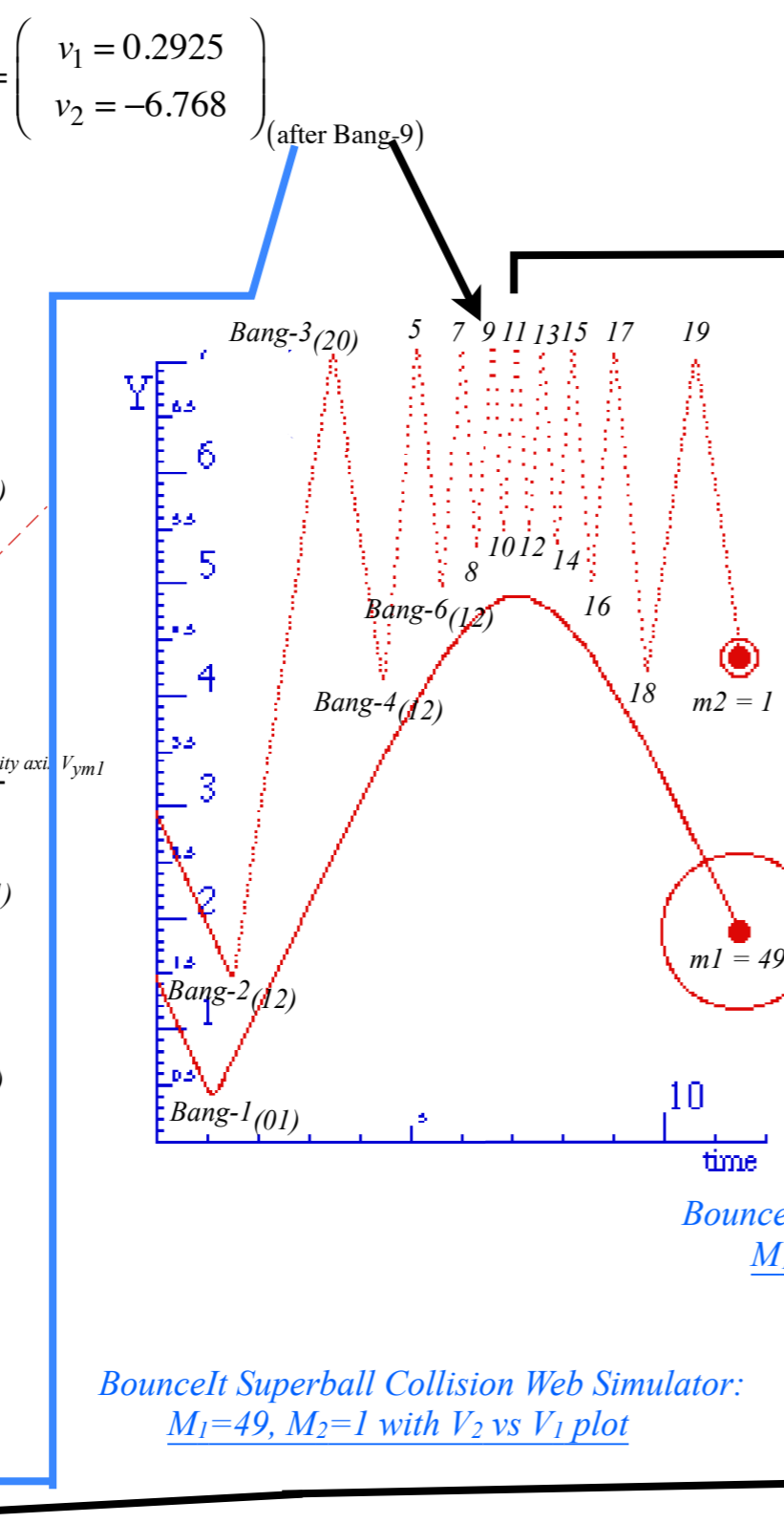
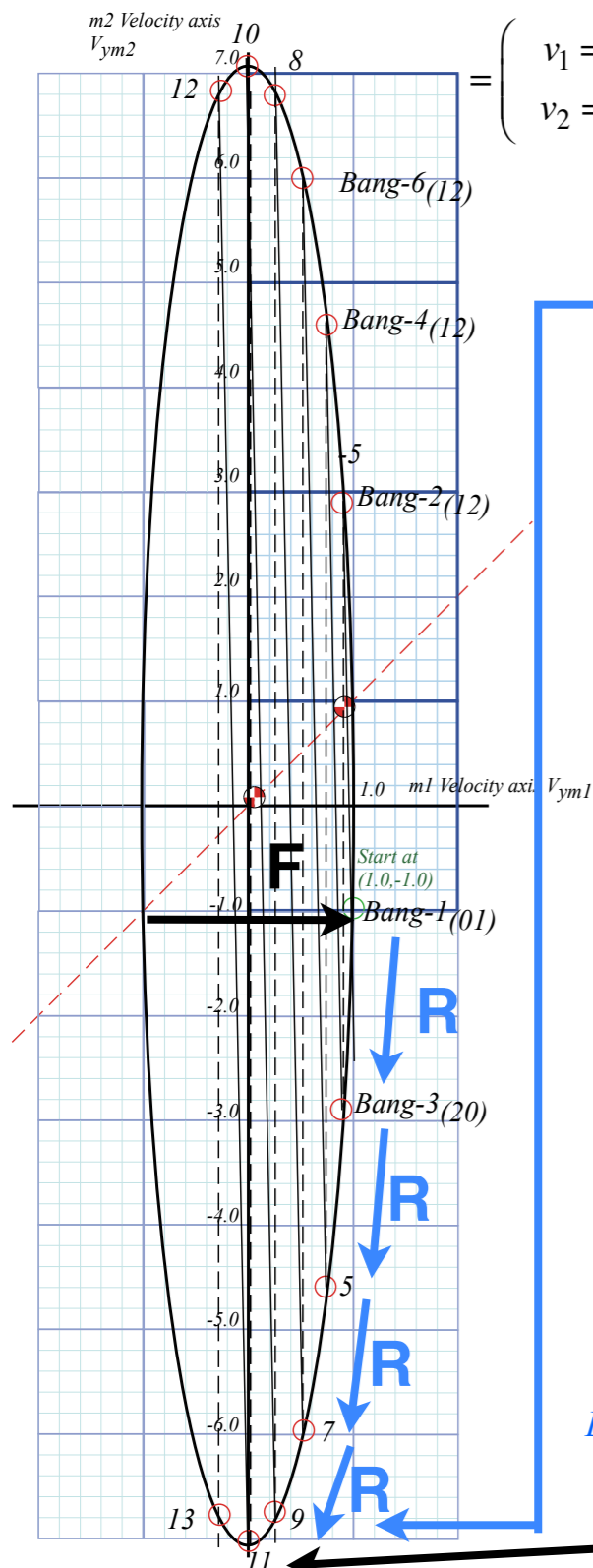


“ellipse-Rotation” group product: $\mathbf{R} = \mathbf{C} \cdot \mathbf{M}$

Collisions for mass ratio $m_1:m_2 = 49:1$

Fig. 4.1a-b (revised)

$$\begin{aligned}
 |FIN^9\rangle &= \mathbf{C} \cdot \mathbf{M} \cdot \mathbf{C} \cdot \mathbf{M} \cdot \mathbf{C} \cdot \mathbf{M} \cdot \mathbf{C} \cdot \mathbf{M} \cdot \mathbf{F} |IN^0\rangle \\
 \begin{pmatrix} v_1^{FIN-9} \\ v_2^{FIN-9} \end{pmatrix} &= \begin{pmatrix} 1 & 0 \\ 0 & -1 \end{pmatrix} \cdot \begin{pmatrix} 0.96 & 0.04 \\ 1.96 & -0.96 \end{pmatrix} \cdot \begin{pmatrix} 1 & 0 \\ 0 & -1 \end{pmatrix} \cdot \begin{pmatrix} 0.96 & 0.04 \\ 1.96 & -0.96 \end{pmatrix} \cdot \begin{pmatrix} 1 & 0 \\ 0 & -1 \end{pmatrix} \cdot \begin{pmatrix} 0.96 & 0.04 \\ 1.96 & -0.96 \end{pmatrix} \cdot \begin{pmatrix} 1 & 0 \\ 0 & -1 \end{pmatrix} \cdot \begin{pmatrix} 0.96 & 0.04 \\ 1.96 & -0.96 \end{pmatrix} \cdot \begin{pmatrix} -1 & 0 \\ 0 & +1 \end{pmatrix} \begin{pmatrix} v_1^{IN} = -1 \\ v_2^{IN} = -1 \end{pmatrix} \quad (\text{INITIAL } (0)) \\
 |FIN^9\rangle &= \mathbf{R} \cdot \mathbf{R} \cdot \mathbf{R} \cdot \mathbf{R} \cdot \mathbf{F} |IN^0\rangle \\
 \begin{pmatrix} v_1^{FIN-9} \\ v_2^{FIN-9} \end{pmatrix} &= \begin{pmatrix} 0.96 & 0.04 \\ -1.96 & 0.96 \end{pmatrix} \cdot \begin{pmatrix} 0.96 & 0.04 \\ -1.96 & 0.96 \end{pmatrix} \cdot \begin{pmatrix} 0.96 & 0.04 \\ -1.96 & 0.96 \end{pmatrix} \cdot \begin{pmatrix} 0.96 & 0.04 \\ -1.96 & 0.96 \end{pmatrix} \cdot \begin{pmatrix} v_1 = 1 \\ v_2 = -1 \end{pmatrix} \quad (\text{after Bang-1})
 \end{aligned}$$



“ellipse-Rotation” group product: $\mathbf{R} = \mathbf{C} \cdot \mathbf{M}$

$$\begin{aligned}
 \begin{pmatrix} v_1^{FIN-11} \\ v_2^{FIN-11} \end{pmatrix} &= \begin{pmatrix} 0.96 & 0.04 \\ -1.96 & 0.96 \end{pmatrix} \cdot \begin{pmatrix} v_1^{FIN-9} \\ v_2^{FIN-9} \end{pmatrix} \\
 &= \begin{pmatrix} v_1 = 0.0100 \\ v_2 = -7.071 \end{pmatrix} \quad (\text{after Bang-11})
 \end{aligned}$$

Collisions for mass ratio $m_1:m_2 = 49:1$

<<Under Construction>>
Matrix Collision Web Simulator:
 $M_1=49, M_2=1$ V_2 vs V_1 plot

BounceIt Superball Collision Web Simulator:
 $M_1=49, M_2=1$ with Newtonian time plot

BounceIt Superball Collision Web Simulator:
 $M_1=49, M_2=1$ with V_2 vs V_1 plot

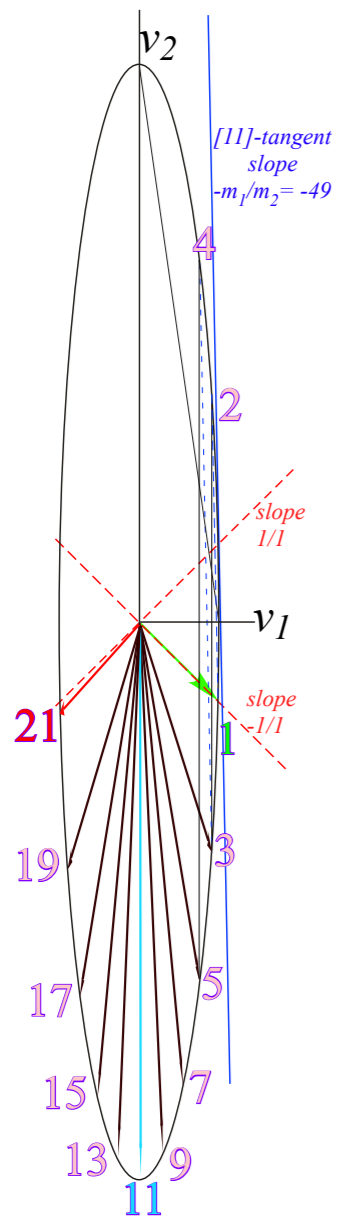
Fig. 4.1a-b (revised)

Ellipse rescaling-geometry and reflection-symmetry analysis

 *Rescaling KE ellipse to circle*
How this relates to Lagrangian, l'Etrangian, and Hamiltonian mechanics later on

Ellipse rescaling geometry and reflection symmetry analysis

Convert to rescaled velocity: $V_1 = v_1 \cdot \sqrt{m_1}$, $V_2 = v_2 \cdot \sqrt{m_1}$, symmetrize: $KE = \frac{1}{2} m_1 v_1^2 + \frac{1}{2} m_2 v_2^2 = \frac{1}{2} V_1^2 + \frac{1}{2} V_2^2$

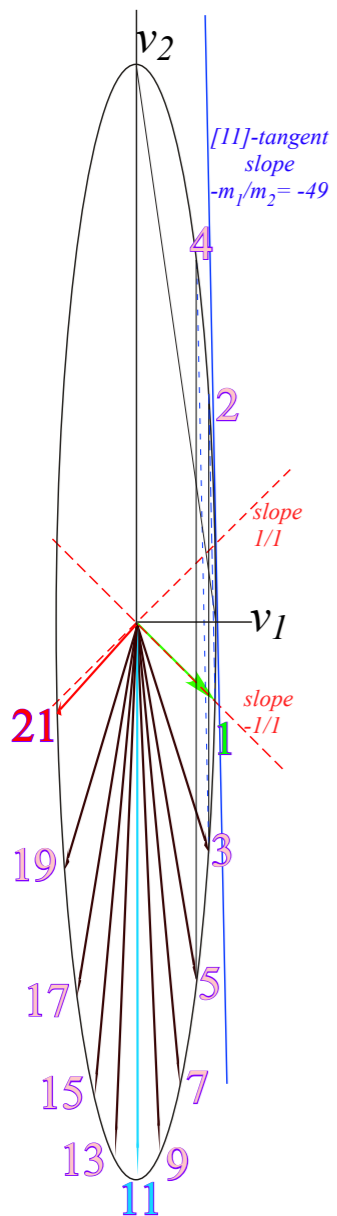


*Collisions for
mass ratio
 $m_1:m_2 = 49:1$*

Ellipse rescaling geometry and reflection symmetry analysis

Convert to rescaled velocity: $V_1 = v_1 \cdot \sqrt{m_1}$, $V_2 = v_2 \cdot \sqrt{m_2}$, symmetrize: $KE = \frac{1}{2} m_1 v_1^2 + \frac{1}{2} m_2 v_2^2 = \frac{1}{2} V_1^2 + \frac{1}{2} V_2^2$

$$\begin{pmatrix} v_1^{FIN1} \\ v_2^{FIN1} \end{pmatrix} = \frac{1}{M} \begin{pmatrix} m_1 - m_2 & 2m_2 \\ 2m_1 & m_2 - m_1 \end{pmatrix} \begin{pmatrix} v_1 \\ v_2 \end{pmatrix} \quad \text{becomes:} \quad \begin{pmatrix} V_1^{FIN1} / \sqrt{m_1} \\ V_2^{FIN1} / \sqrt{m_2} \end{pmatrix} = \frac{1}{M} \begin{pmatrix} m_1 - m_2 & 2m_2 \\ 2m_1 & m_2 - m_1 \end{pmatrix} \begin{pmatrix} V_1 / \sqrt{m_1} \\ V_2 / \sqrt{m_2} \end{pmatrix}$$



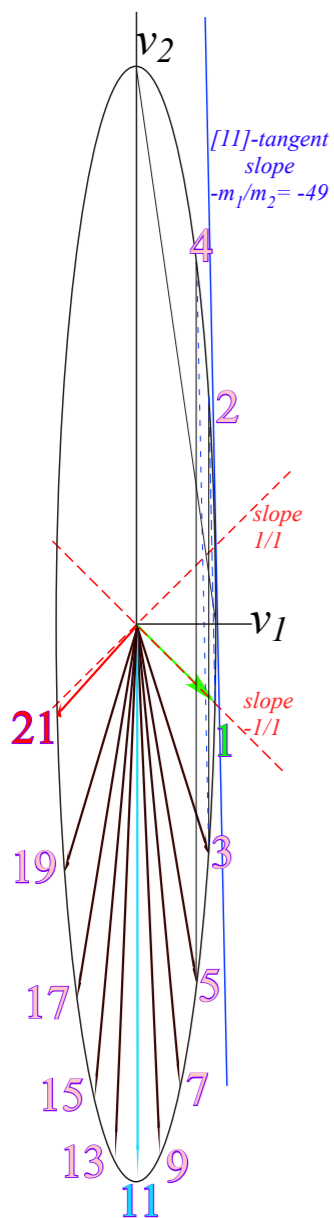
Collisions for
mass ratio
 $m_1:m_2 = 49:1$

Ellipse rescaling geometry and reflection symmetry analysis

Convert to rescaled velocity: $V_1 = v_1 \cdot \sqrt{m_1}$, $V_2 = v_2 \cdot \sqrt{m_1}$, symmetrize: $KE = \frac{1}{2} m_1 v_1^2 + \frac{1}{2} m_2 v_2^2 = \frac{1}{2} V_1^2 + \frac{1}{2} V_2^2$

$$\begin{pmatrix} v_1^{FIN1} \\ v_2^{FIN1} \end{pmatrix} = \frac{1}{M} \begin{pmatrix} m_1 - m_2 & 2m_2 \\ 2m_1 & m_2 - m_1 \end{pmatrix} \begin{pmatrix} v_1 \\ v_2 \end{pmatrix} \quad \text{becomes:} \quad \begin{pmatrix} V_1^{FIN1} / \sqrt{m_1} \\ V_2^{FIN1} / \sqrt{m_2} \end{pmatrix} = \frac{1}{M} \begin{pmatrix} m_1 - m_2 & 2m_2 \\ 2m_1 & m_2 - m_1 \end{pmatrix} \begin{pmatrix} V_1 / \sqrt{m_1} \\ V_2 / \sqrt{m_2} \end{pmatrix}$$

$$\text{or: } \begin{pmatrix} V_1^{FIN1} \\ V_2^{FIN1} \end{pmatrix} = \frac{1}{M} \begin{pmatrix} m_1 - m_2 & 2\sqrt{m_1 m_2} \\ 2\sqrt{m_1 m_2} & m_2 - m_1 \end{pmatrix} \begin{pmatrix} V_1 \\ V_2 \end{pmatrix} = \mathbf{M} \cdot \vec{V}, \quad \text{or: } \begin{pmatrix} V_1^{FIN2} \\ V_2^{FIN2} \end{pmatrix} = \frac{1}{M} \begin{pmatrix} m_1 - m_2 & 2\sqrt{m_1 m_2} \\ -2\sqrt{m_1 m_2} & m_1 - m_2 \end{pmatrix} \begin{pmatrix} V_1 \\ V_2 \end{pmatrix} = \mathbf{C} \cdot \mathbf{M} \cdot \vec{V}$$



Collisions for
mass ratio
 $m_1:m_2 = 49:1$

Ellipse rescaling geometry and reflection symmetry analysis

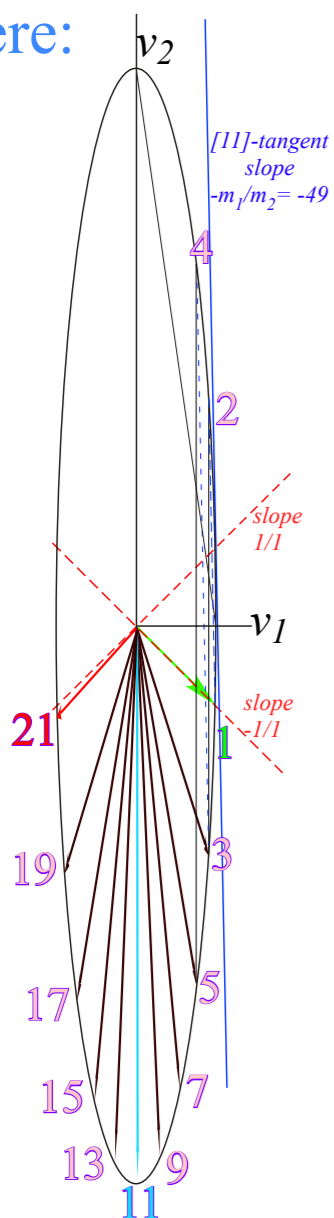
Convert to rescaled velocity: $V_1 = v_1 \cdot \sqrt{m_1}$, $V_2 = v_2 \cdot \sqrt{m_1}$, symmetrize: $KE = \frac{1}{2} m_1 v_1^2 + \frac{1}{2} m_2 v_2^2 = \frac{1}{2} V_1^2 + \frac{1}{2} V_2^2$

$$\begin{pmatrix} v_1^{FIN1} \\ v_2^{FIN1} \end{pmatrix} = \frac{1}{M} \begin{pmatrix} m_1 - m_2 & 2m_2 \\ 2m_1 & m_2 - m_1 \end{pmatrix} \begin{pmatrix} v_1 \\ v_2 \end{pmatrix} \quad \text{becomes:} \quad \begin{pmatrix} V_1^{FIN1} / \sqrt{m_1} \\ V_2^{FIN1} / \sqrt{m_2} \end{pmatrix} = \frac{1}{M} \begin{pmatrix} m_1 - m_2 & 2m_2 \\ 2m_1 & m_2 - m_1 \end{pmatrix} \begin{pmatrix} V_1 / \sqrt{m_1} \\ V_2 / \sqrt{m_2} \end{pmatrix}$$

$$\text{or: } \begin{pmatrix} V_1^{FIN1} \\ V_2^{FIN1} \end{pmatrix} = \frac{1}{M} \begin{pmatrix} m_1 - m_2 & 2\sqrt{m_1 m_2} \\ 2\sqrt{m_1 m_2} & m_2 - m_1 \end{pmatrix} \begin{pmatrix} V_1 \\ V_2 \end{pmatrix} = \mathbf{M} \cdot \vec{V}, \quad \text{or: } \begin{pmatrix} V_1^{FIN2} \\ V_2^{FIN2} \end{pmatrix} = \frac{1}{M} \begin{pmatrix} m_1 - m_2 & 2\sqrt{m_1 m_2} \\ -2\sqrt{m_1 m_2} & m_1 - m_2 \end{pmatrix} \begin{pmatrix} V_1 \\ V_2 \end{pmatrix} = \mathbf{C} \cdot \mathbf{M} \cdot \vec{V}$$

Then collisions become *reflections* $\begin{pmatrix} \cos\theta & \sin\theta \\ \sin\theta & -\cos\theta \end{pmatrix}$ and double-collisions become *rotations* $\begin{pmatrix} \cos\theta & \sin\theta \\ -\sin\theta & \cos\theta \end{pmatrix}$

where: $\cos\theta \equiv \left(\frac{m_1 - m_2}{m_1 + m_2} \right)$ and: $\sin\theta \equiv \left(\frac{2\sqrt{m_1 m_2}}{m_1 + m_2} \right)$ with: $\left(\frac{m_1 - m_2}{m_1 + m_2} \right)^2 + \left(\frac{2\sqrt{m_1 m_2}}{m_1 + m_2} \right)^2 = 1$



Collisions for mass ratio $m_1:m_2 = 49:1$

Ellipse rescaling geometry and reflection symmetry analysis

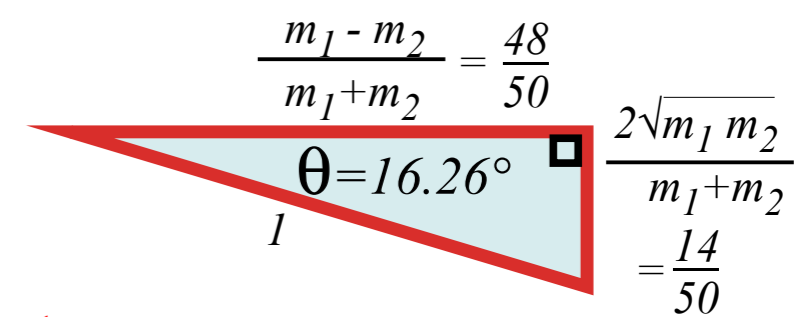
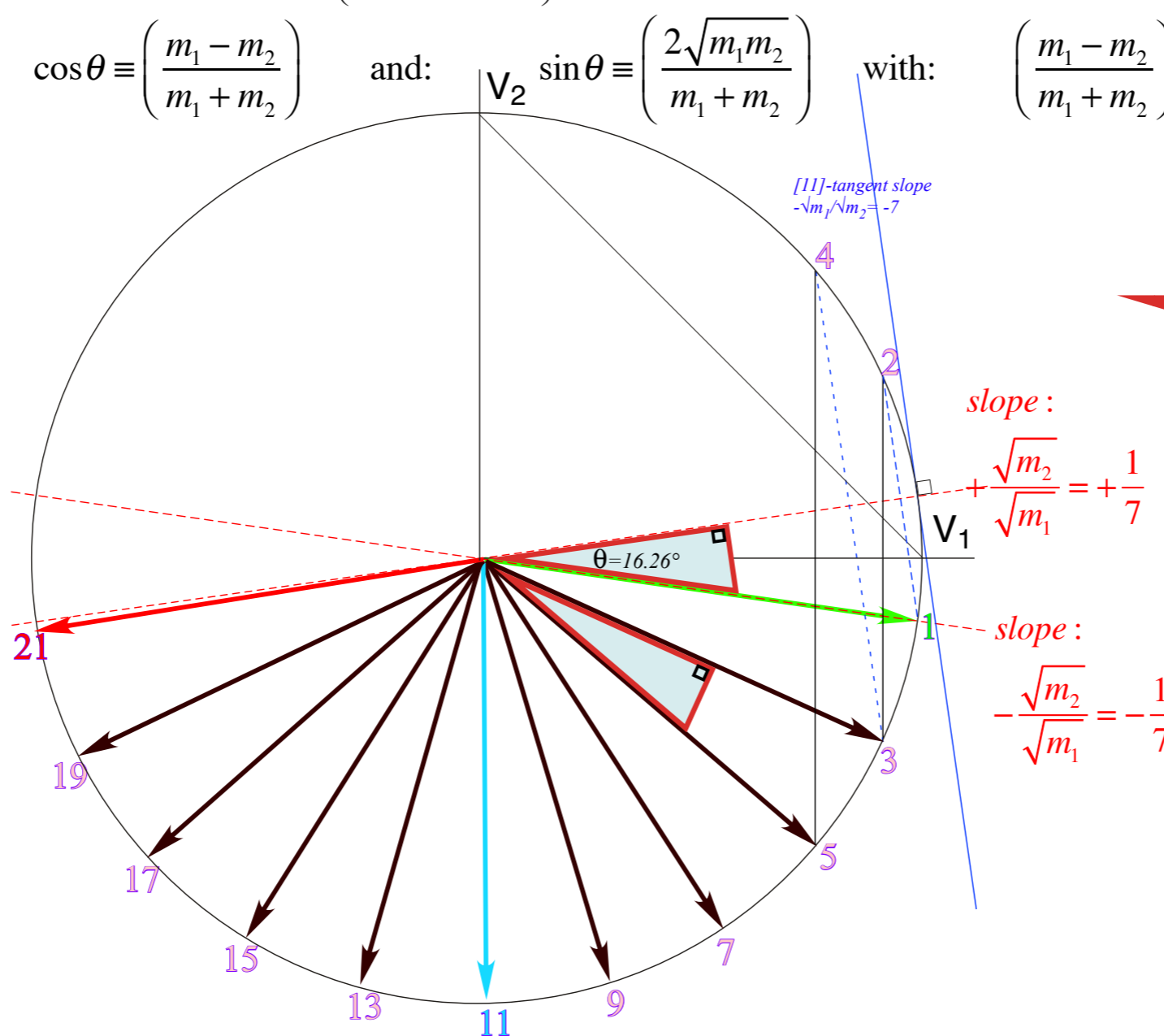
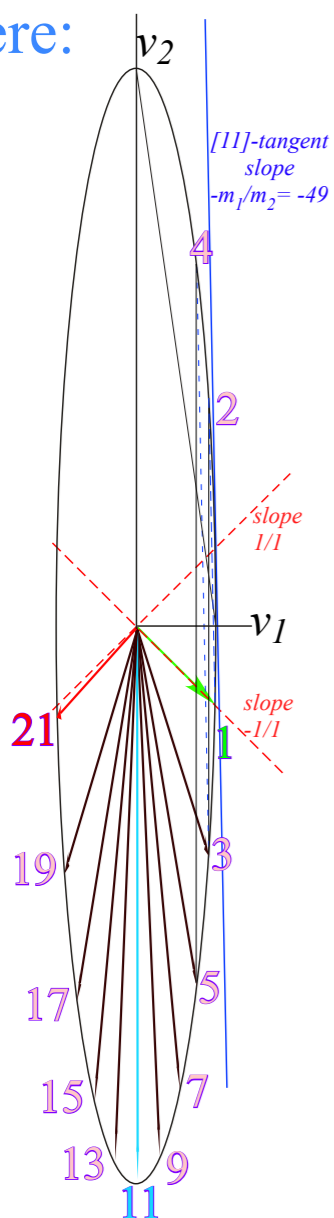
Convert to rescaled velocity: $V_1 = v_1 \cdot \sqrt{m_1}$, $V_2 = v_2 \cdot \sqrt{m_2}$, symmetrize: $KE = \frac{1}{2} m_1 v_1^2 + \frac{1}{2} m_2 v_2^2 = \frac{1}{2} V_1^2 + \frac{1}{2} V_2^2$

$$\begin{pmatrix} v_1^{FIN1} \\ v_2^{FIN1} \end{pmatrix} = \frac{1}{M} \begin{pmatrix} m_1 - m_2 & 2m_2 \\ 2m_1 & m_2 - m_1 \end{pmatrix} \begin{pmatrix} v_1 \\ v_2 \end{pmatrix} \quad \text{becomes:} \quad \begin{pmatrix} V_1^{FIN1} / \sqrt{m_1} \\ V_2^{FIN1} / \sqrt{m_2} \end{pmatrix} = \frac{1}{M} \begin{pmatrix} m_1 - m_2 & 2m_2 \\ 2m_1 & m_2 - m_1 \end{pmatrix} \begin{pmatrix} V_1 / \sqrt{m_1} \\ V_2 / \sqrt{m_2} \end{pmatrix}$$

$$\text{or: } \begin{pmatrix} V_1^{FIN1} \\ V_2^{FIN1} \end{pmatrix} = \frac{1}{M} \begin{pmatrix} m_1 - m_2 & 2\sqrt{m_1 m_2} \\ 2\sqrt{m_1 m_2} & m_2 - m_1 \end{pmatrix} \begin{pmatrix} V_1 \\ V_2 \end{pmatrix} = \mathbf{M} \cdot \vec{V}, \quad \text{or: } \begin{pmatrix} V_1^{FIN2} \\ V_2^{FIN2} \end{pmatrix} = \frac{1}{M} \begin{pmatrix} m_1 - m_2 & 2\sqrt{m_1 m_2} \\ -2\sqrt{m_1 m_2} & m_1 - m_2 \end{pmatrix} \begin{pmatrix} V_1 \\ V_2 \end{pmatrix} = \mathbf{C} \cdot \mathbf{M} \cdot \vec{V}$$

Then collisions become *reflections* $\begin{pmatrix} \cos\theta & \sin\theta \\ \sin\theta & -\cos\theta \end{pmatrix}$ and double-collisions become *rotations* $\begin{pmatrix} \cos\theta & \sin\theta \\ -\sin\theta & \cos\theta \end{pmatrix}$

where: $\cos\theta \equiv \frac{m_1 - m_2}{m_1 + m_2}$ and: $\sin\theta \equiv \frac{2\sqrt{m_1 m_2}}{m_1 + m_2}$ with: $\left(\frac{m_1 - m_2}{m_1 + m_2}\right)^2 + \left(\frac{2\sqrt{m_1 m_2}}{m_1 + m_2}\right)^2 = 1$



Collisions for mass ratio $m_1:m_2 = 49:1$

Fig. 4.2a-c (revised)

Ellipse rescaling geometry and reflection symmetry analysis

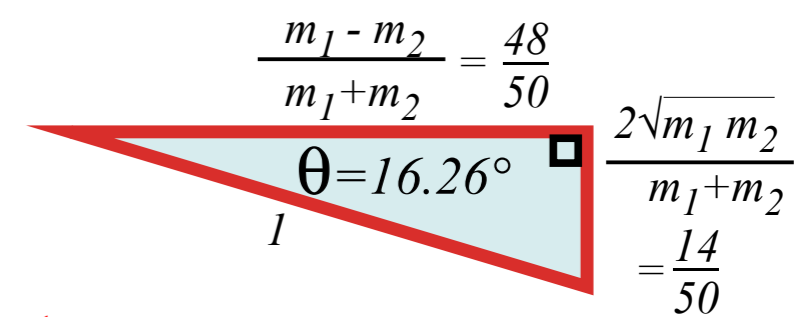
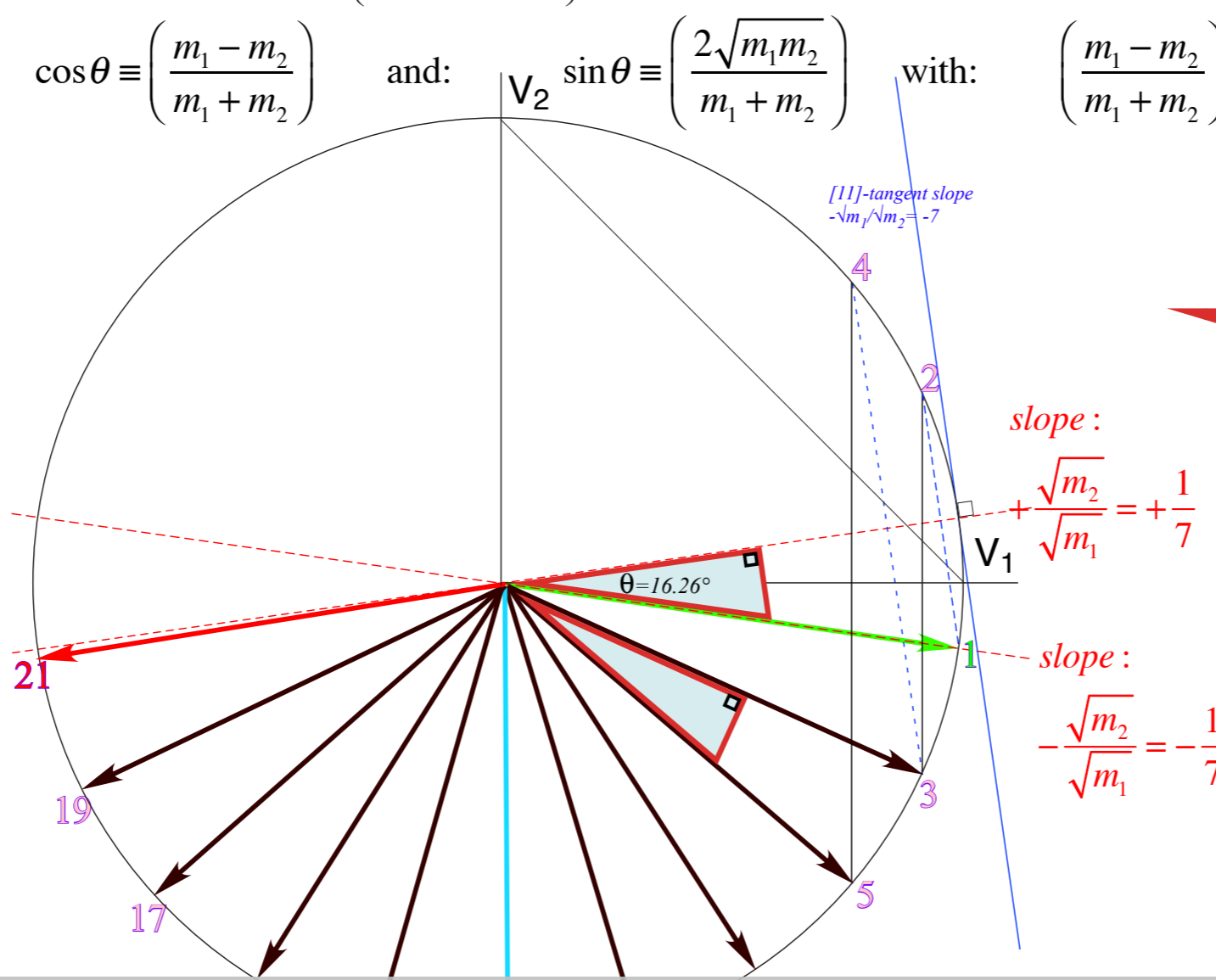
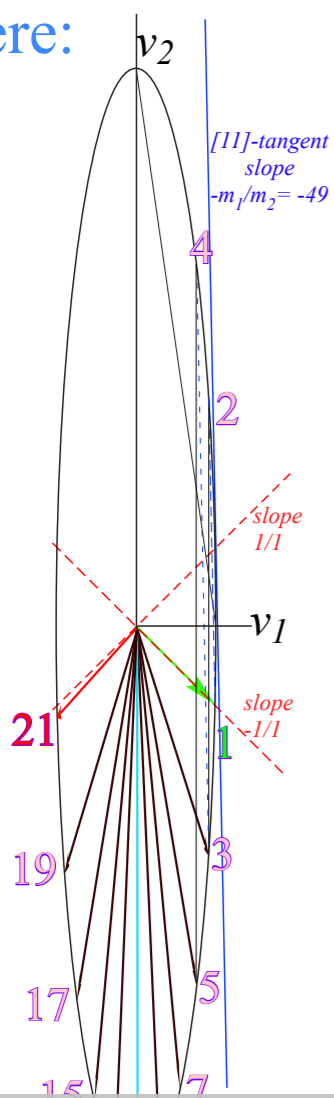
Convert to rescaled velocity: $V_1 = v_1 \cdot \sqrt{m_1}$, $V_2 = v_2 \cdot \sqrt{m_1}$, symmetrize: $KE = \frac{1}{2} m_1 v_1^2 + \frac{1}{2} m_2 v_2^2 = \frac{1}{2} V_1^2 + \frac{1}{2} V_2^2$

$$\begin{pmatrix} v_1^{FIN1} \\ v_2^{FIN1} \end{pmatrix} = \frac{1}{M} \begin{pmatrix} m_1 - m_2 & 2m_2 \\ 2m_1 & m_2 - m_1 \end{pmatrix} \begin{pmatrix} v_1 \\ v_2 \end{pmatrix} \quad \text{becomes:} \quad \begin{pmatrix} V_1^{FIN1} / \sqrt{m_1} \\ V_2^{FIN1} / \sqrt{m_2} \end{pmatrix} = \frac{1}{M} \begin{pmatrix} m_1 - m_2 & 2m_2 \\ 2m_1 & m_2 - m_1 \end{pmatrix} \begin{pmatrix} V_1 / \sqrt{m_1} \\ V_2 / \sqrt{m_2} \end{pmatrix}$$

$$\text{or: } \begin{pmatrix} V_1^{FIN1} \\ V_2^{FIN1} \end{pmatrix} = \frac{1}{M} \begin{pmatrix} m_1 - m_2 & 2\sqrt{m_1 m_2} \\ 2\sqrt{m_1 m_2} & m_2 - m_1 \end{pmatrix} \begin{pmatrix} V_1 \\ V_2 \end{pmatrix} = \mathbf{M} \cdot \vec{V}, \quad \text{or: } \begin{pmatrix} V_1^{FIN2} \\ V_2^{FIN2} \end{pmatrix} = \frac{1}{M} \begin{pmatrix} m_1 - m_2 & 2\sqrt{m_1 m_2} \\ -2\sqrt{m_1 m_2} & m_1 - m_2 \end{pmatrix} \begin{pmatrix} V_1 \\ V_2 \end{pmatrix} = \mathbf{C} \cdot \mathbf{M} \cdot \vec{V}$$

Then collisions become *reflections* $\begin{pmatrix} \cos\theta & \sin\theta \\ \sin\theta & -\cos\theta \end{pmatrix}$ and double-collisions become *rotations* $\begin{pmatrix} \cos\theta & \sin\theta \\ -\sin\theta & \cos\theta \end{pmatrix}$

where: $\cos\theta \equiv \frac{m_1 - m_2}{m_1 + m_2}$ and: $\sin\theta \equiv \frac{2\sqrt{m_1 m_2}}{m_1 + m_2}$ with: $\left(\frac{m_1 - m_2}{m_1 + m_2}\right)^2 + \left(\frac{2\sqrt{m_1 m_2}}{m_1 + m_2}\right)^2 = 1$



Collisions for mass ratio $m_1:m_2 = 49:1$

Fig. 4.2a-c (revised)

Note: If $m_1 \cdot m_2$ is perfect-square, then θ -triangle is rational ($3^2 + 4^2 = 5^2$, etc.)

Ellipse rescaling geometry and reflection symmetry analysis

Convert to rescaled velocity: $V_1 = v_1 \cdot \sqrt{m_1}$, $V_2 = v_2 \cdot \sqrt{m_1}$, symmetrize: $KE = \frac{1}{2} m_1 v_1^2 + \frac{1}{2} m_2 v_2^2 = \frac{1}{2} V_1^2 + \frac{1}{2} V_2^2$

Then collisions become *reflections* $\begin{pmatrix} \cos\theta & \sin\theta \\ \sin\theta & -\cos\theta \end{pmatrix}$ and double-collisions become *rotations*

where: $\cos\theta \equiv \left(\frac{m_1 - m_2}{m_1 + m_2} \right)$ and: $\sin\theta \equiv \left(\frac{2\sqrt{m_1 m_2}}{m_1 + m_2} \right)$ with: $\left(\frac{m_1 - m_2}{m_1 + m_2} \right)^2 + \left(\frac{2\sqrt{m_1 m_2}}{m_1 + m_2} \right)^2 = 1$

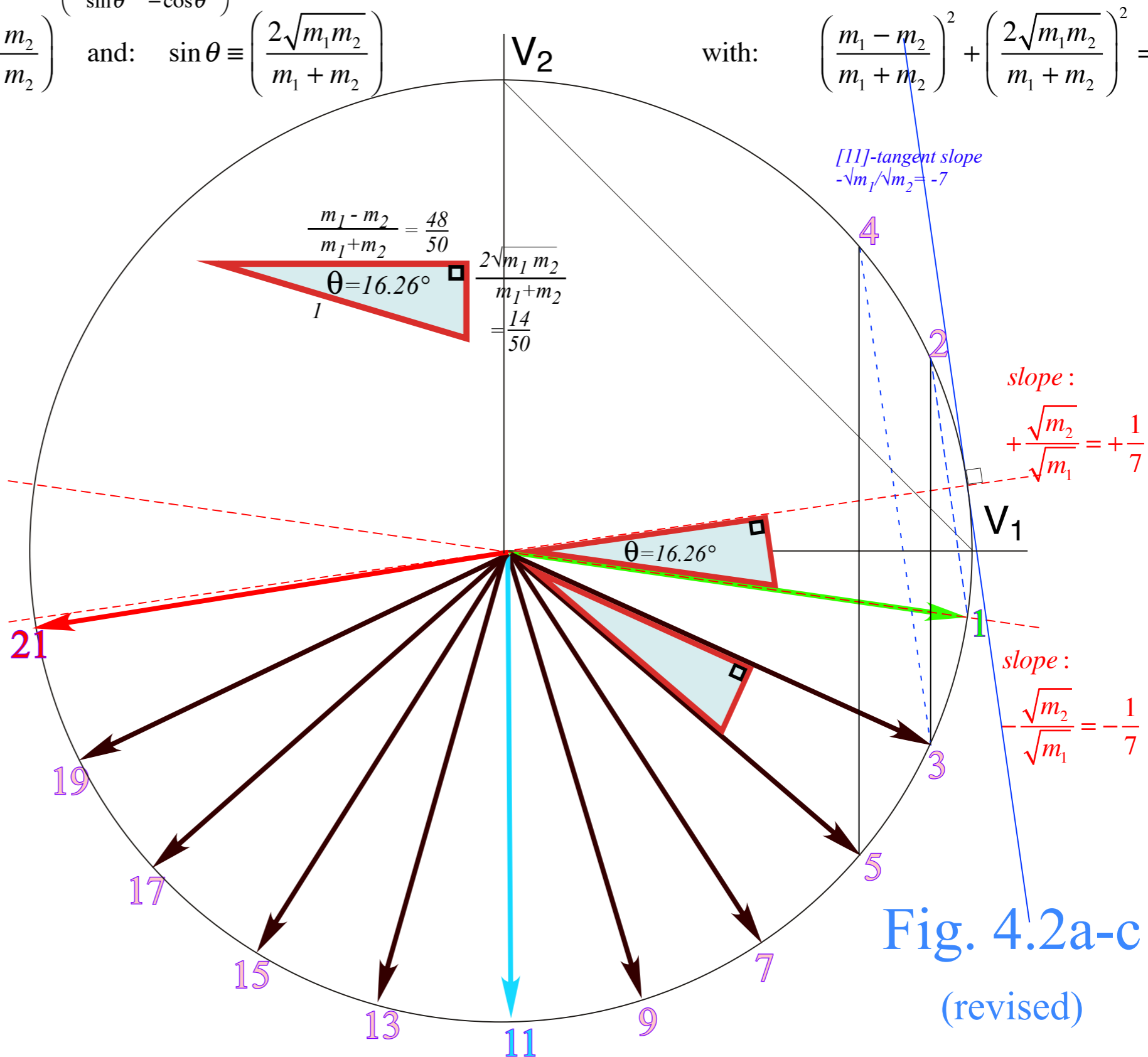
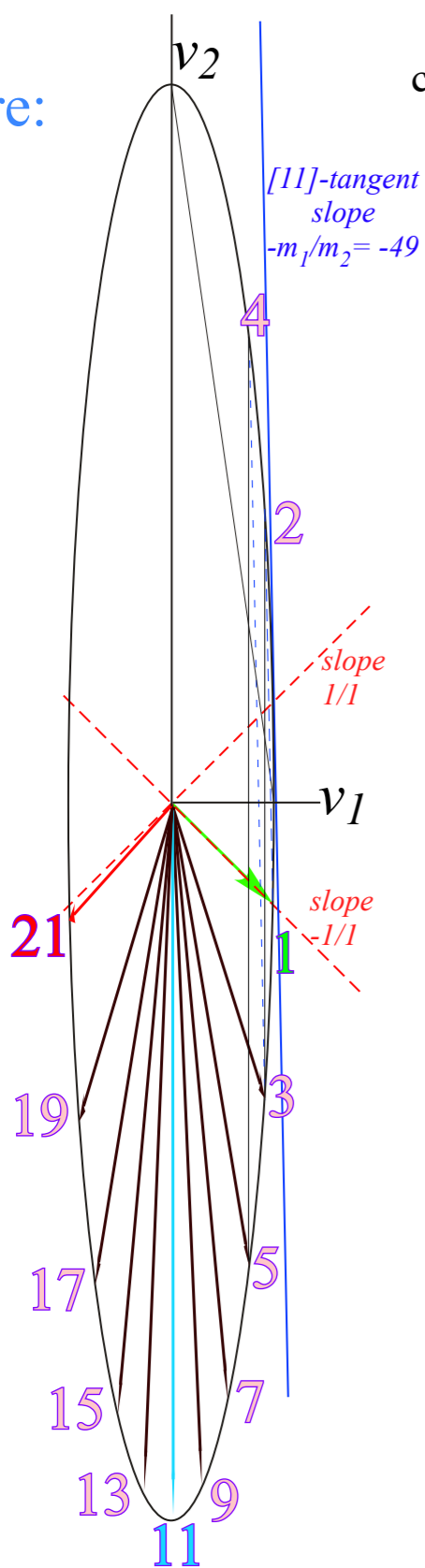


Fig. 4.2a-c
(revised)

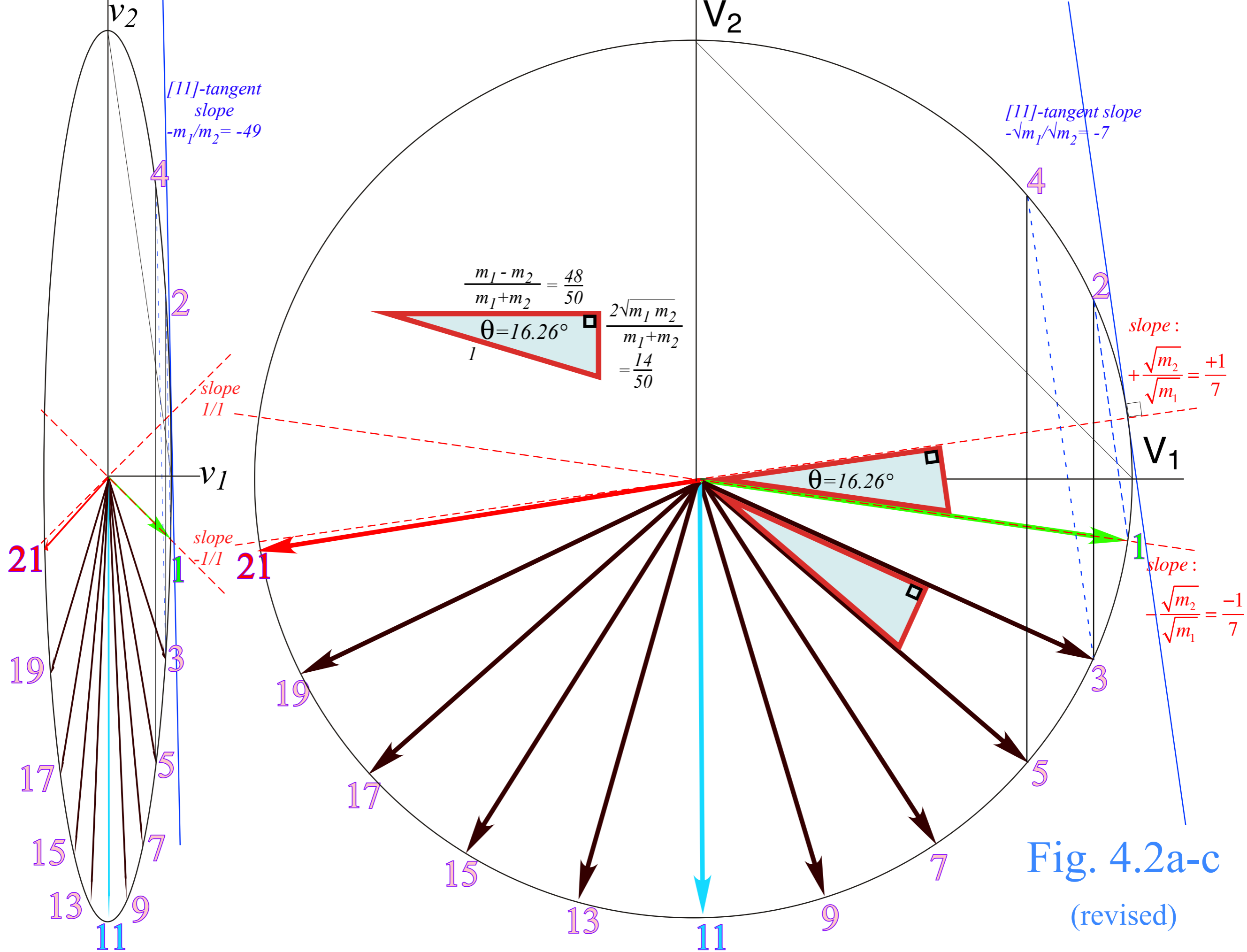


Fig. 4.2a-c
(revised)

Ellipse rescaling-geometry and reflection-symmetry analysis

Rescaling KE ellipse to circle

 *How this relates to Lagrangian, l'Etrangian, and Hamiltonian mechanics later on*
Reflections in the clothing store: "It's all done with mirrors!"

Introducing hexagonal symmetry $D_6 \sim C_{6v}$ (Resulting for $m_1/m_2=3$)

Group multiplication and product table

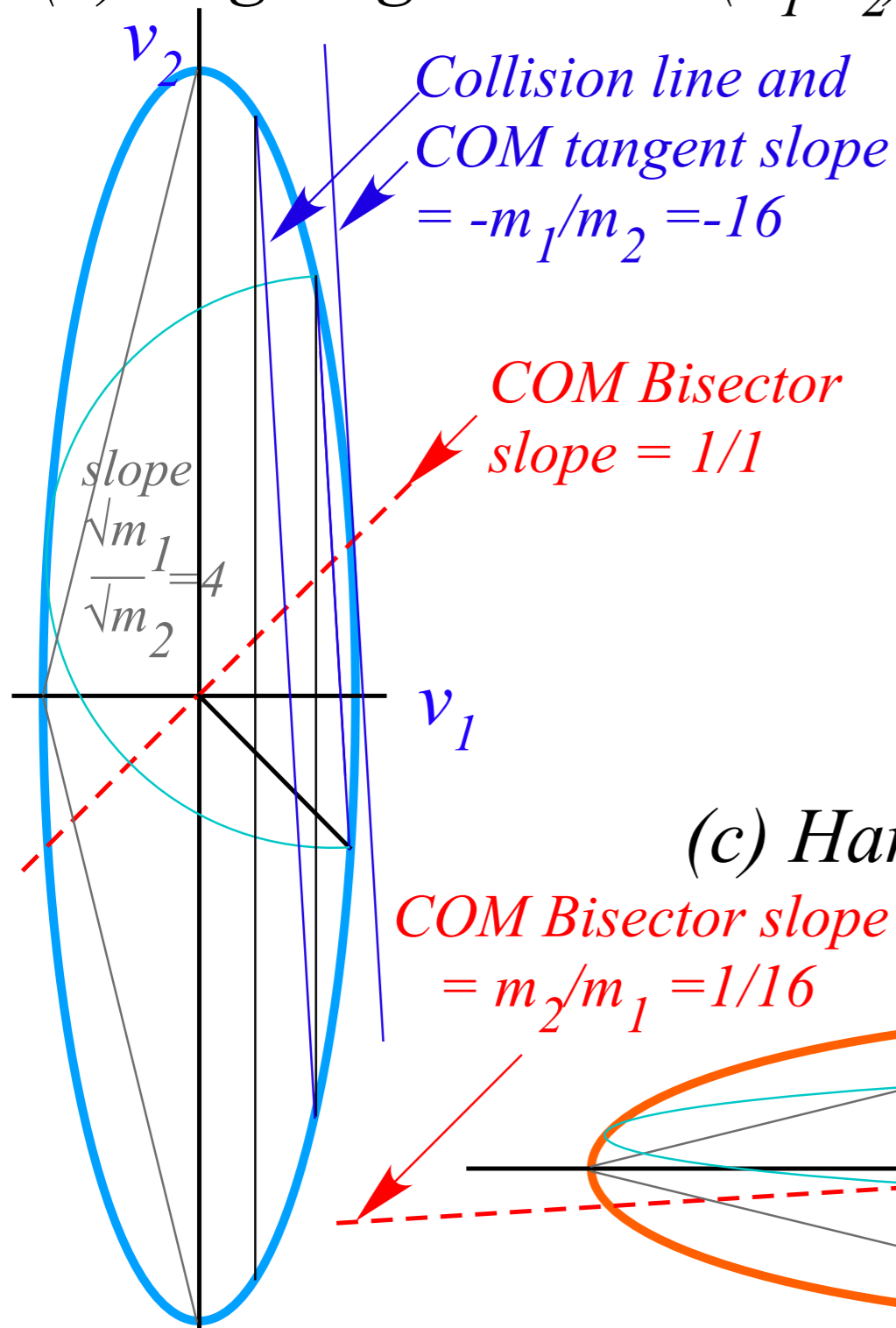
Classical collision paths with $D_6 \sim C_{6v}$ (Resulting from $m_1/m_2=3$)

Other not-so-symmetric examples: $m_1/m_2=4$ and $m_1/m_2=7$

What ellipse rescaling leads to...

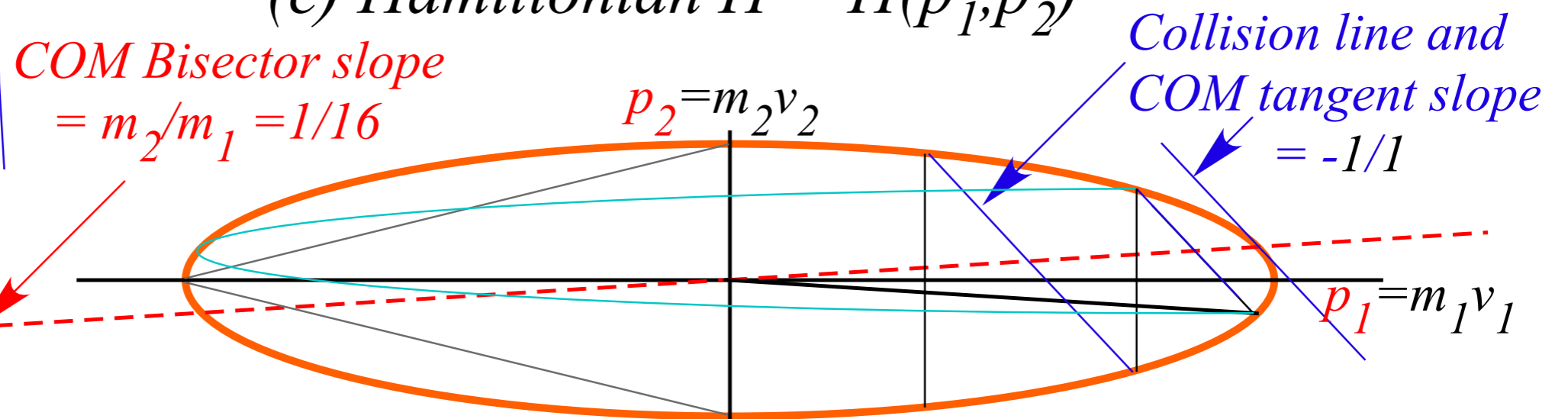
How this relates to Lagrangian, and Hamiltonian mechanics later on

(a) Lagrangian $L = L(v_1, v_2)$



velocity v_1 rescaled to momentum: $p_1 = m_1 v_1$
 velocity v_2 rescaled to momentum: $p_2 = m_2 v_2$

(c) Hamiltonian $H = H(p_1, p_2)$

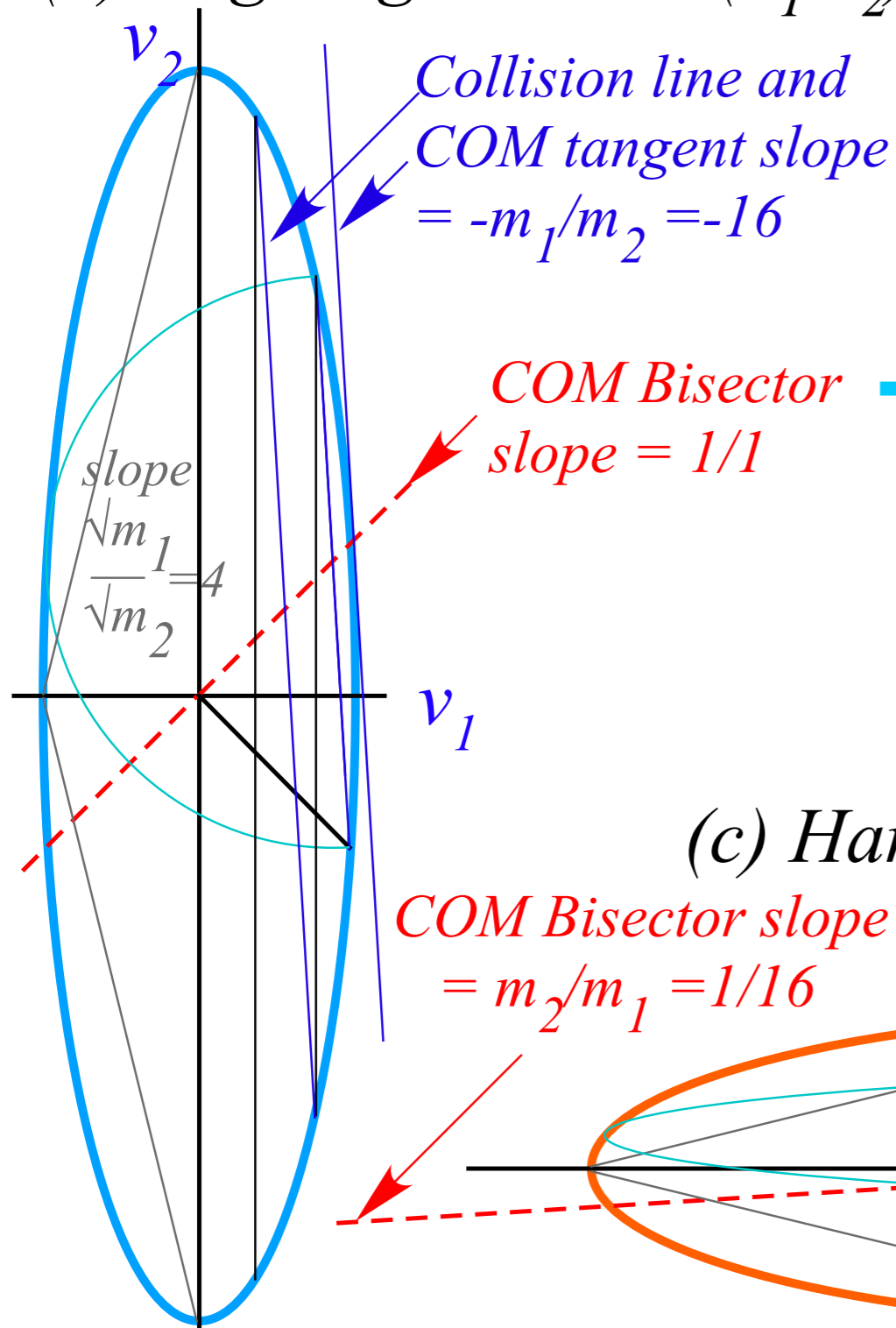


What ellipse rescaling leads to...

Fig. 10.1?
(Unit 1)

How this relates to *Lagrangian*, and *Hamiltonian* mechanics later on

(a) Lagrangian $L = L(v_1, v_2)$

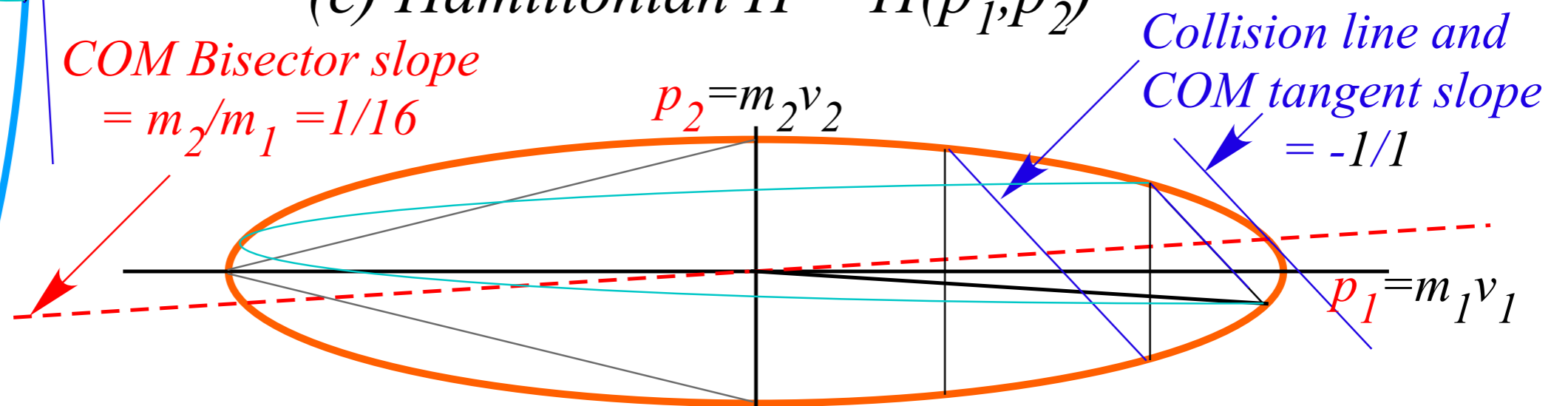


velocity v_1 rescaled to *momentum*: $p_1 = m_1 v_1$
 velocity v_2 rescaled to *momentum*: $p_2 = m_2 v_2$

Lagrangian $L(v_1, v_2) = KE = \frac{1}{2} m_1 v_1^2 + \frac{1}{2} m_2 v_2^2$
 rescaled to

Hamiltonian $H(p_1, p_2) = KE = \frac{p_1^2}{2m_1} + \frac{p_2^2}{2m_2}$

(c) Hamiltonian $H = H(p_1, p_2)$

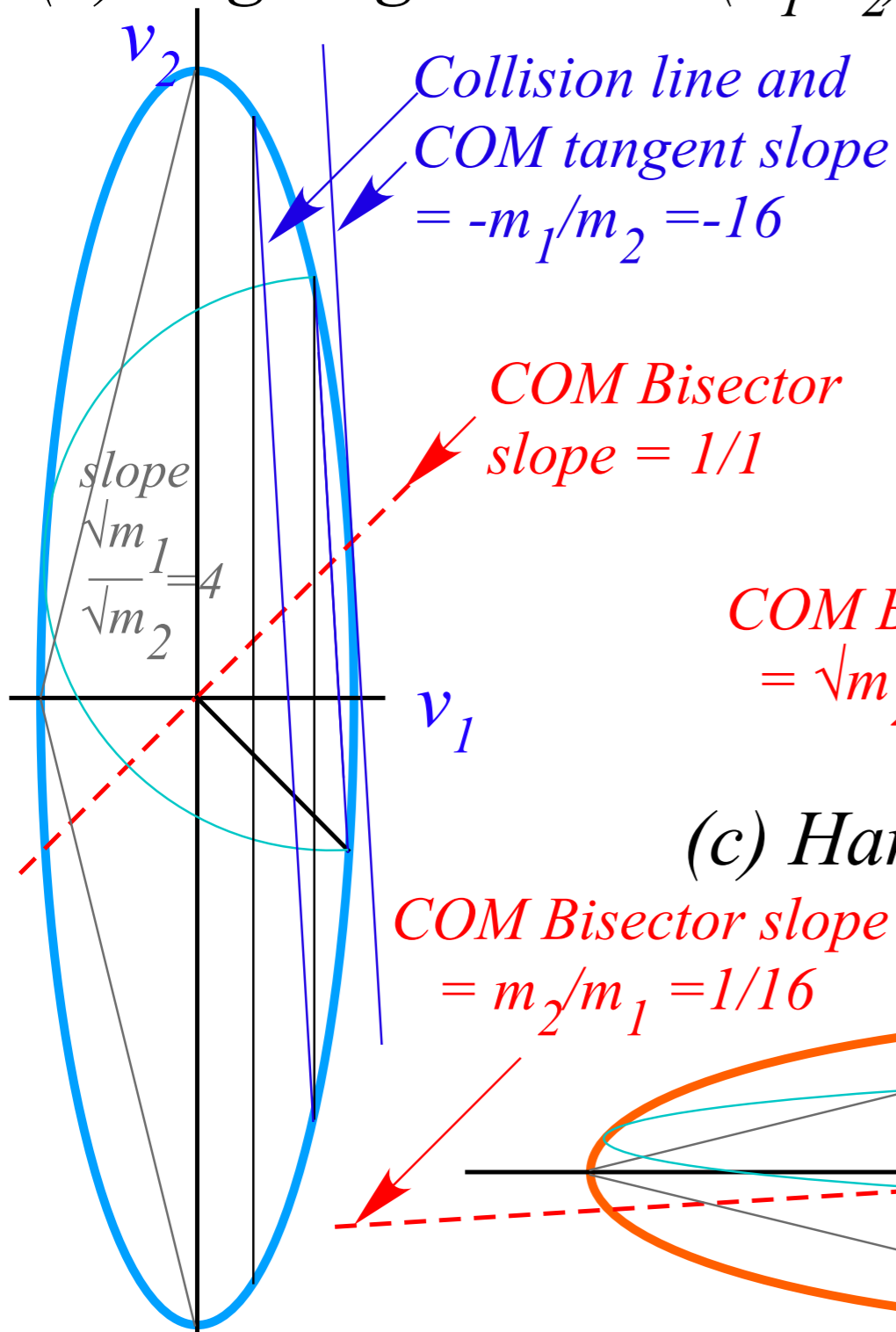


What ellipse rescaling leads to...

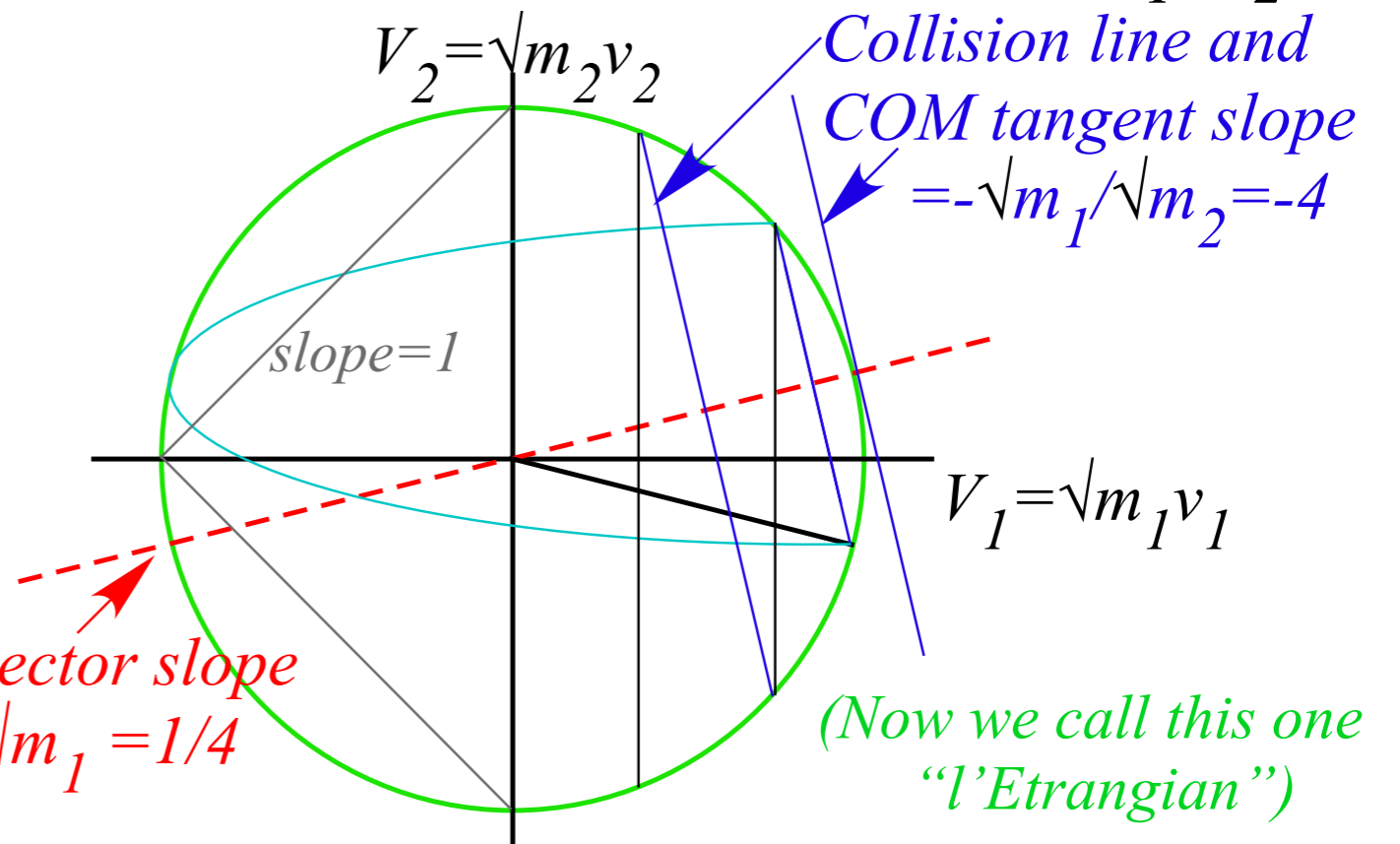
Fig. 10.1?
(Unit 1)

How this relates to *Lagrangian*, *l'Etranganian*, and *Hamiltonian* mechanics later on

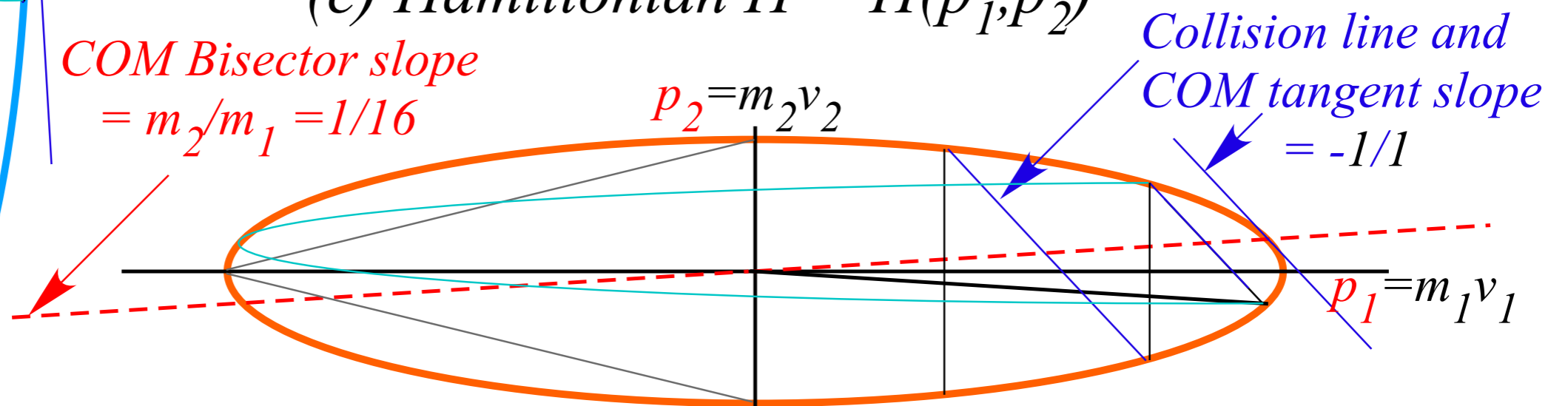
(a) Lagrangian $L = L(v_1, v_2)$



(b) Estranganian $E = E(V_1, V_2)$



(c) Hamiltonian $H = H(p_1, p_2)$



Ellipse rescaling-geometry and reflection-symmetry analysis

Rescaling KE ellipse to circle

How this relates to Lagrangian, l'Etrangian, and Hamiltonian mechanics later on

 *Reflections in the clothing store: "It's all done with mirrors!"*

Introducing hexagonal symmetry $D_6 \sim C_{6v}$ (Resulting for $m_1/m_2=3$)

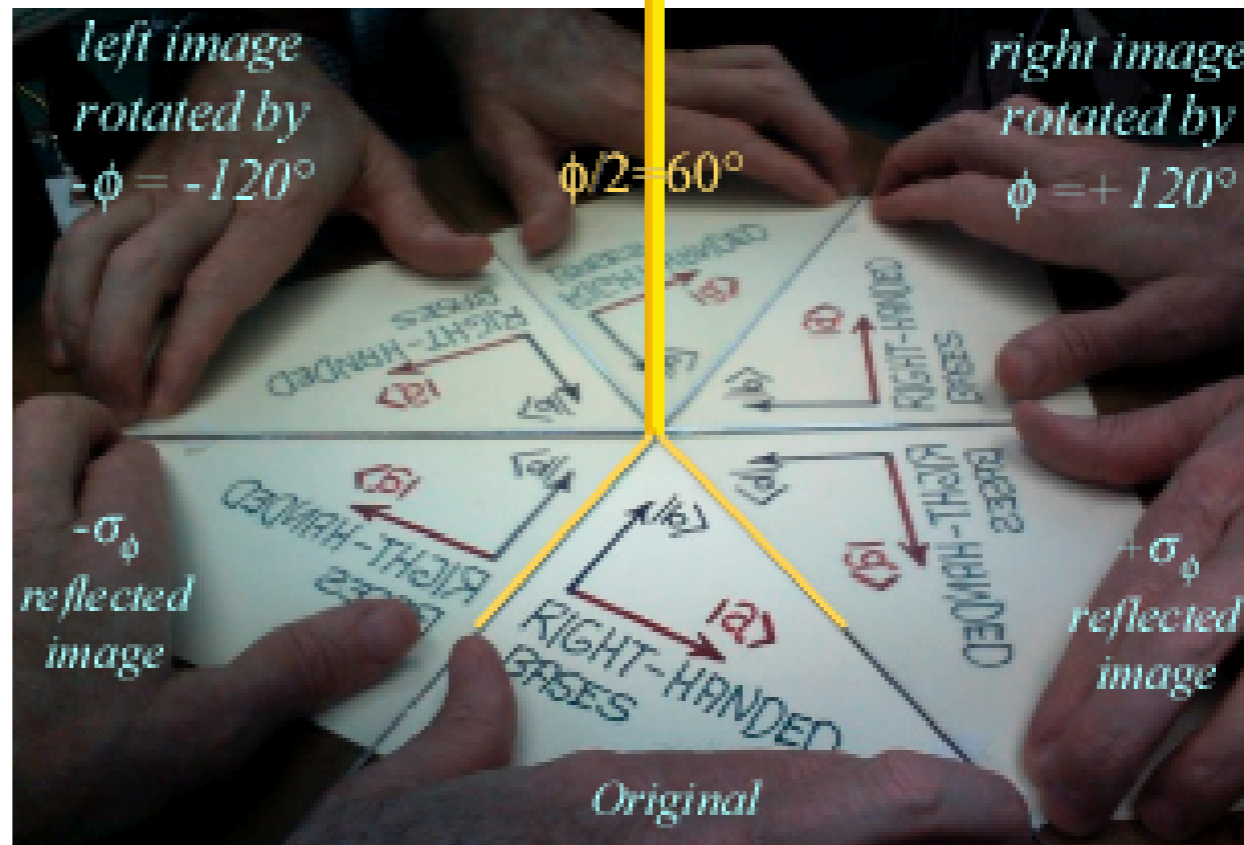
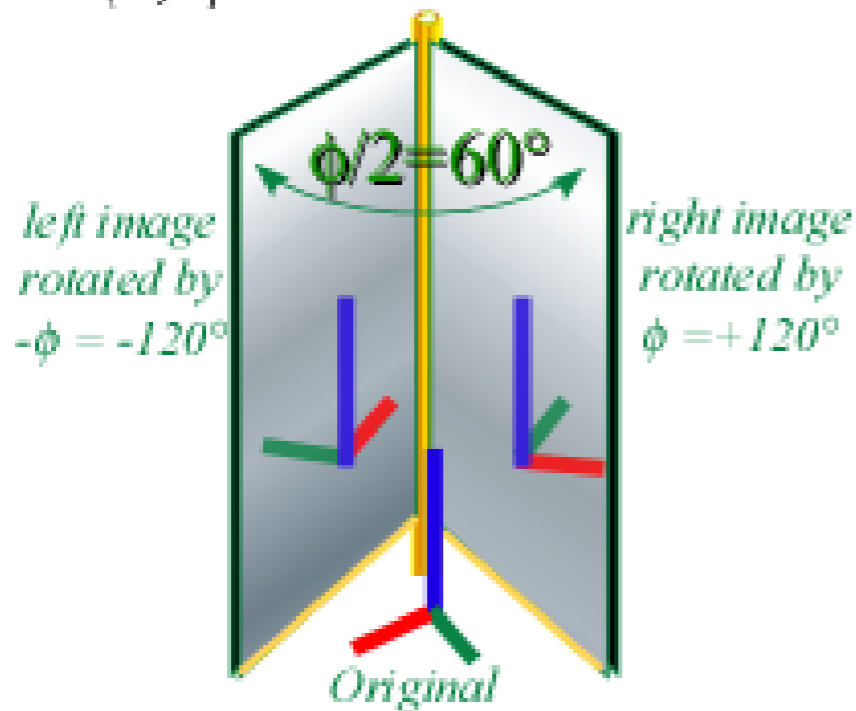
Group multiplication and product table

Classical collision paths with $D_6 \sim C_{6v}$ (Resulting from $m_1/m_2=3$)

Other not-so-symmetric examples: $m_1/m_2=4$ and $m_1/m_2=7$

Reflections in clothing store mirrors

(a) $\phi = \pm 120^\circ$ rotations



(b) $\phi = \pm 180^\circ$ rotations

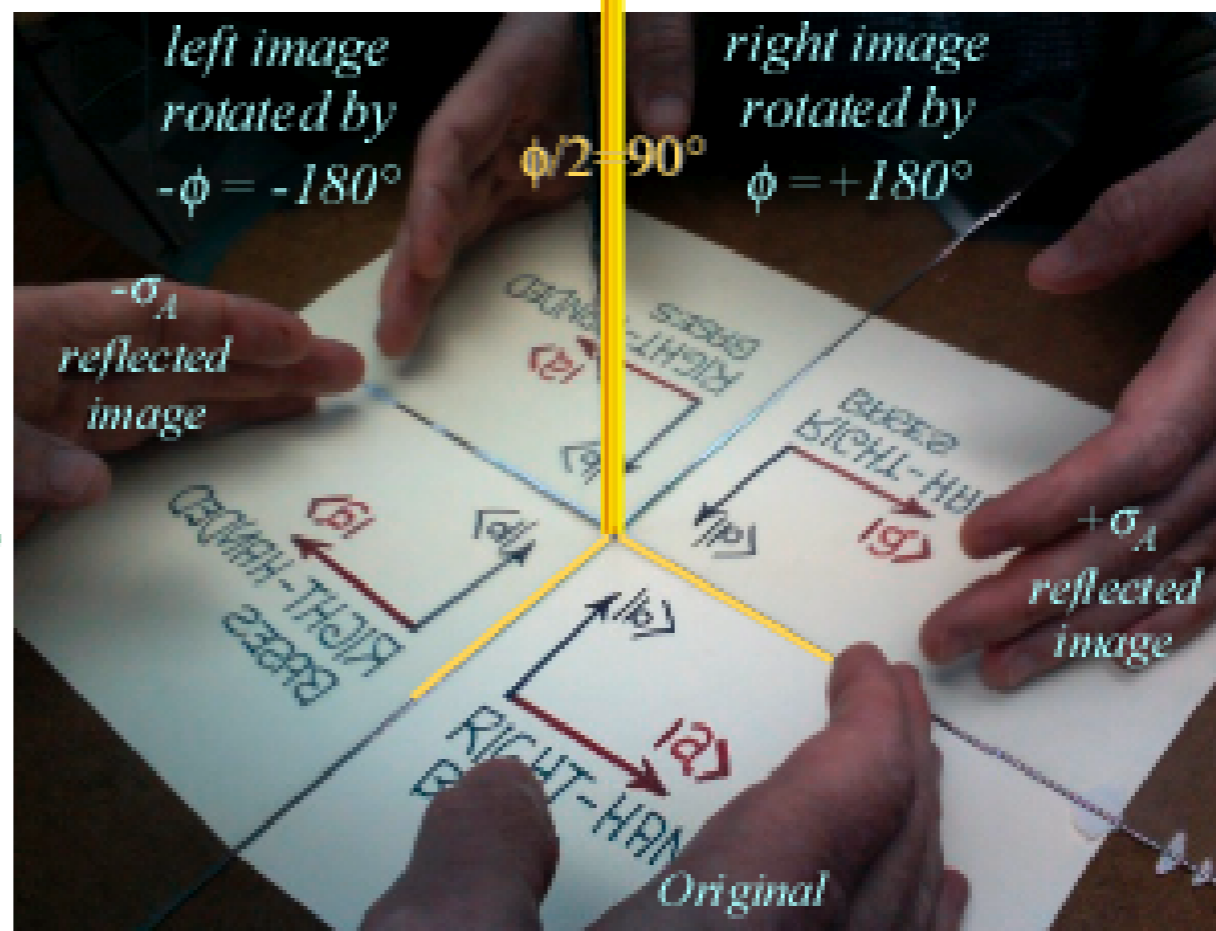
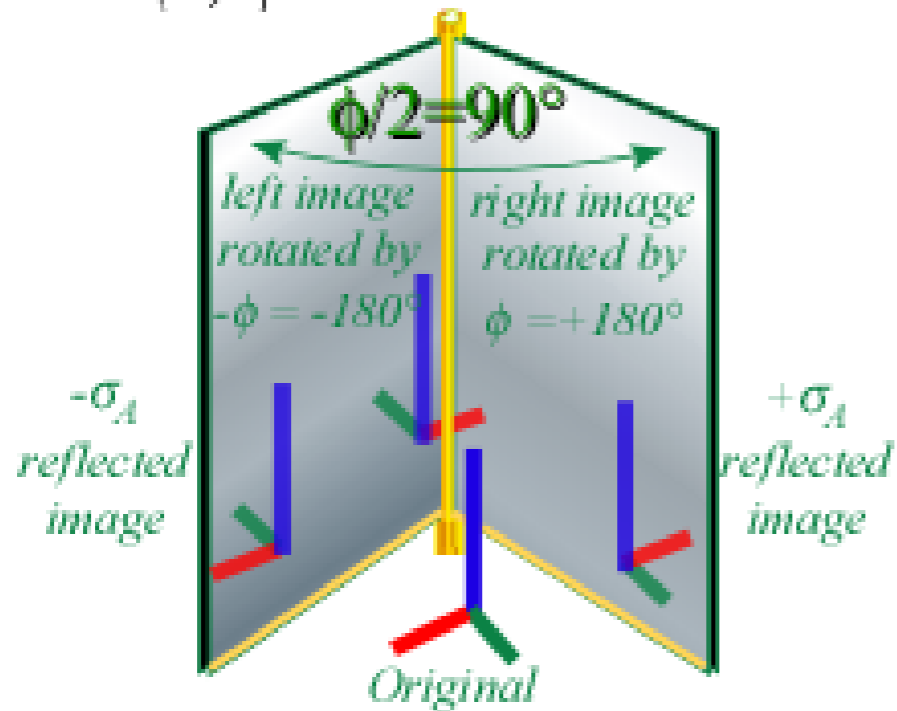
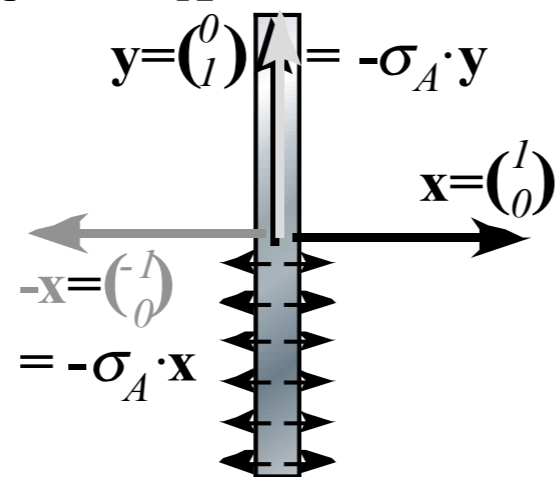
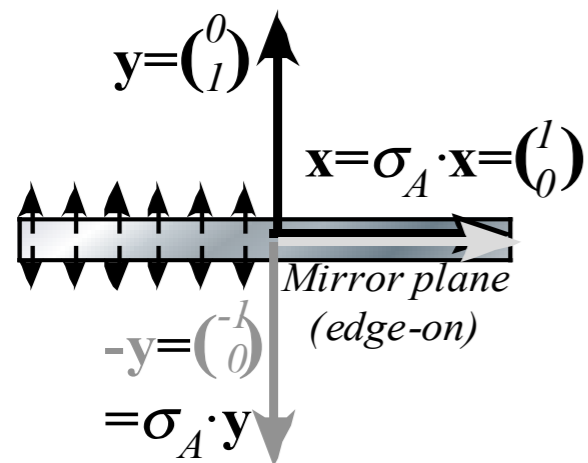


Fig. 5.4a-b

Symmetry: It's all done with mirrors!

(a) Reflections $\sigma_A = \begin{pmatrix} 1 & 0 \\ 0 & -1 \end{pmatrix}$, $-\sigma_A = \begin{pmatrix} -1 & 0 \\ 0 & 1 \end{pmatrix}$



(b) Reflections $\sigma_B = \begin{pmatrix} 0 & 1 \\ 1 & 0 \end{pmatrix}$, $-\sigma_B = \begin{pmatrix} 0 & -1 \\ -1 & 0 \end{pmatrix}$

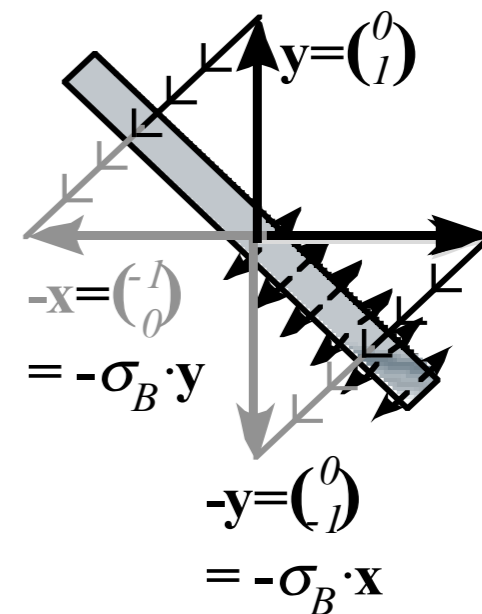
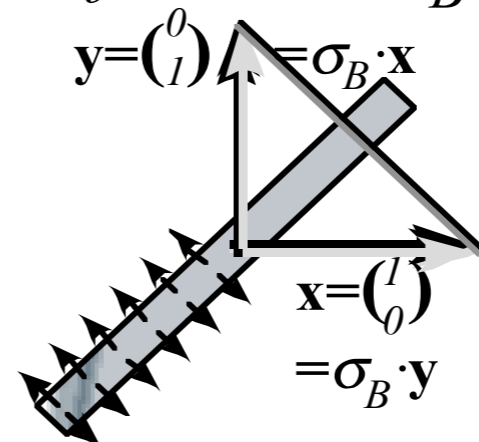
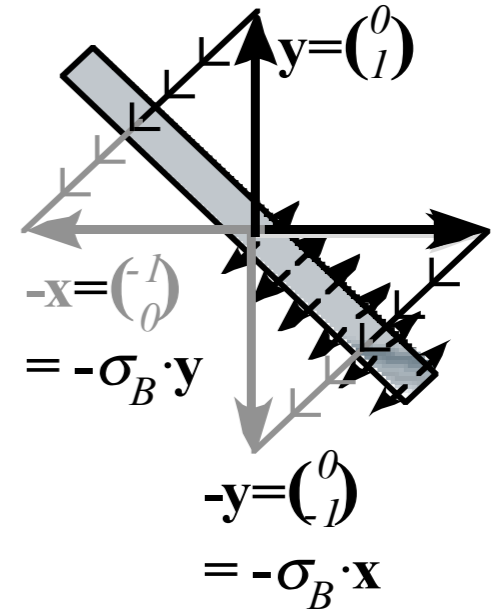
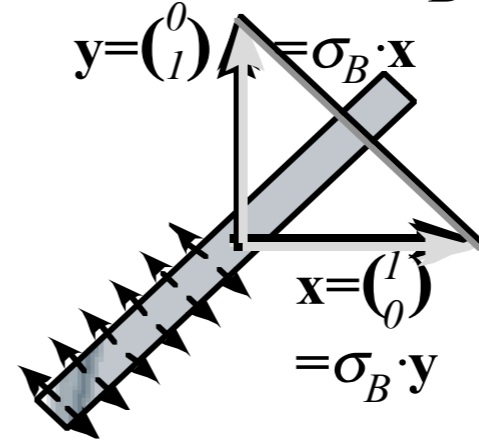
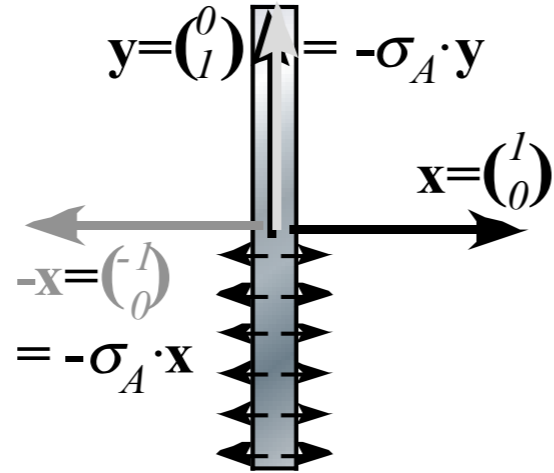
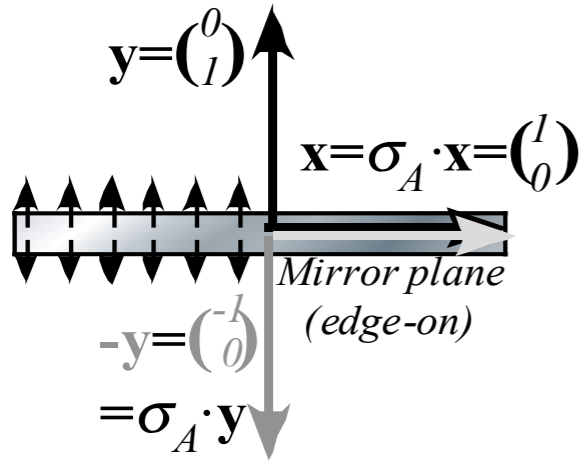


Fig. 4.3
(Unit 1)

Symmetry: It's all done with mirrors!

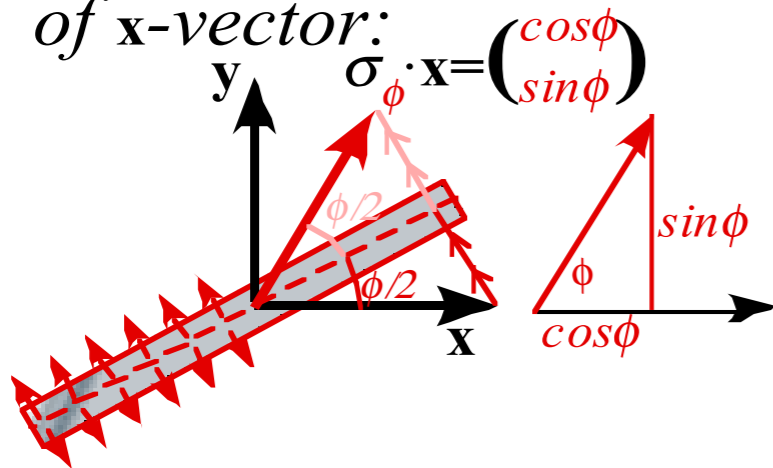
(a) Reflections $\sigma_A = \begin{pmatrix} 1 & 0 \\ 0 & -1 \end{pmatrix}$, $-\sigma_A = \begin{pmatrix} -1 & 0 \\ 0 & 1 \end{pmatrix}$

(b) Reflections $\sigma_B = \begin{pmatrix} 0 & 1 \\ 1 & 0 \end{pmatrix}$, $-\sigma_B = \begin{pmatrix} 0 & -1 \\ -1 & 0 \end{pmatrix}$



(c) σ_ϕ reflection $\begin{pmatrix} \cos\phi & \sin\phi \\ \sin\phi & -\cos\phi \end{pmatrix}$

of x -vector:



...of y -vector:

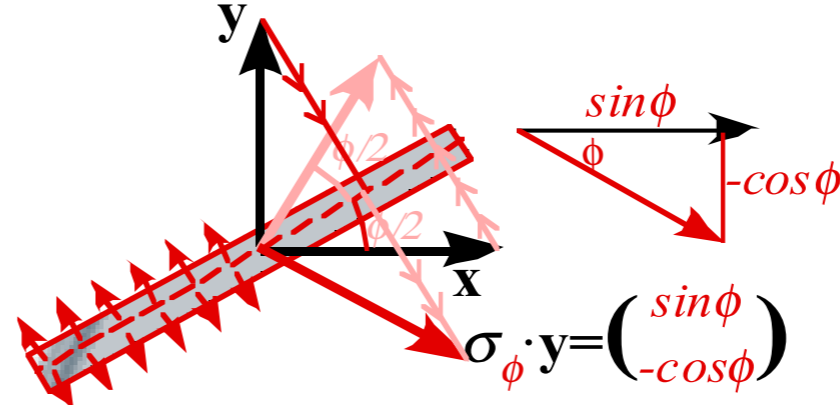
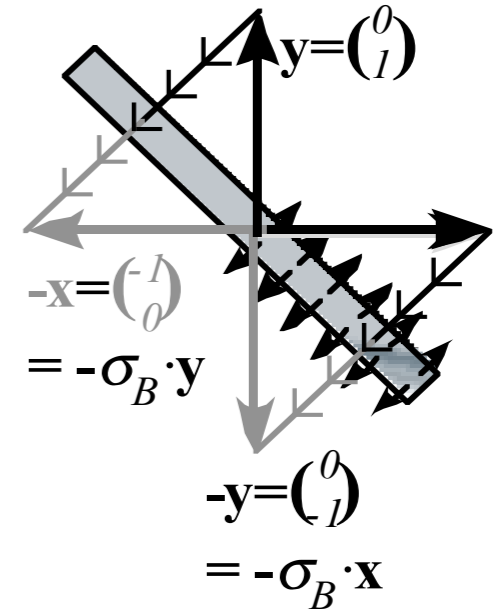
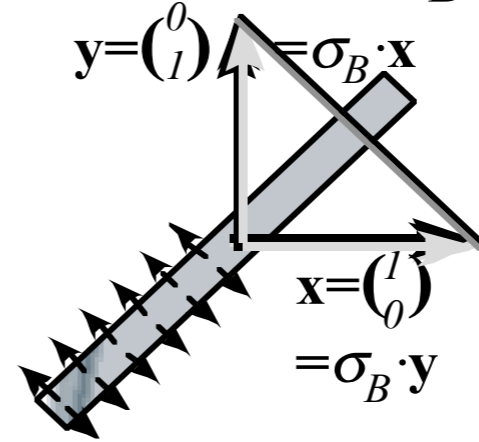
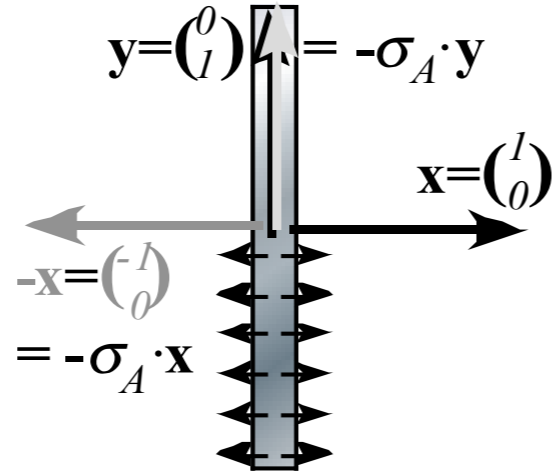
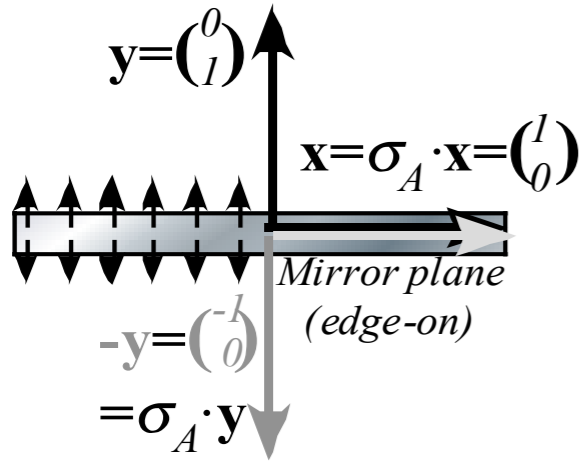


Fig. 4.3
(Unit 1)

Symmetry: It's all done with mirrors!

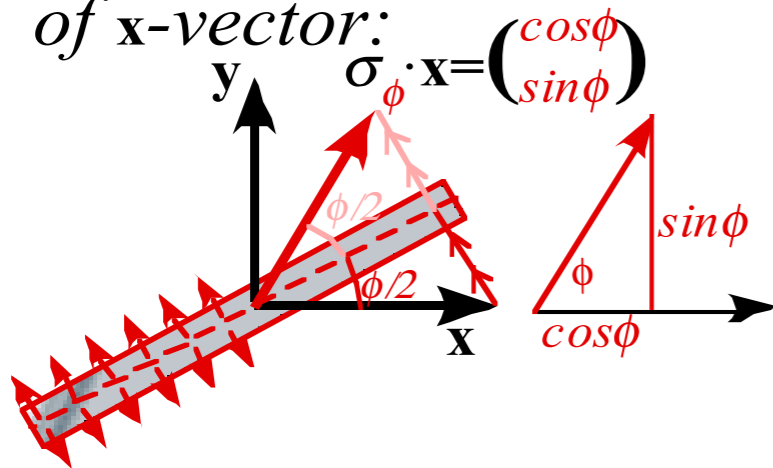
(a) Reflections $\sigma_A = \begin{pmatrix} 1 & 0 \\ 0 & -1 \end{pmatrix}$, $-\sigma_A = \begin{pmatrix} -1 & 0 \\ 0 & 1 \end{pmatrix}$

(b) Reflections $\sigma_B = \begin{pmatrix} 0 & 1 \\ 1 & 0 \end{pmatrix}$, $-\sigma_B = \begin{pmatrix} 0 & -1 \\ -1 & 0 \end{pmatrix}$



(c) σ_ϕ reflection $\begin{pmatrix} \cos\phi & \sin\phi \\ \sin\phi & -\cos\phi \end{pmatrix}$

of x -vector:



...of y -vector:

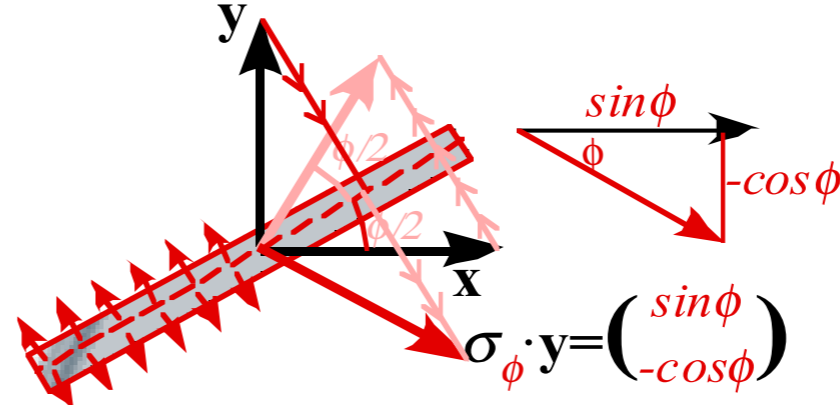
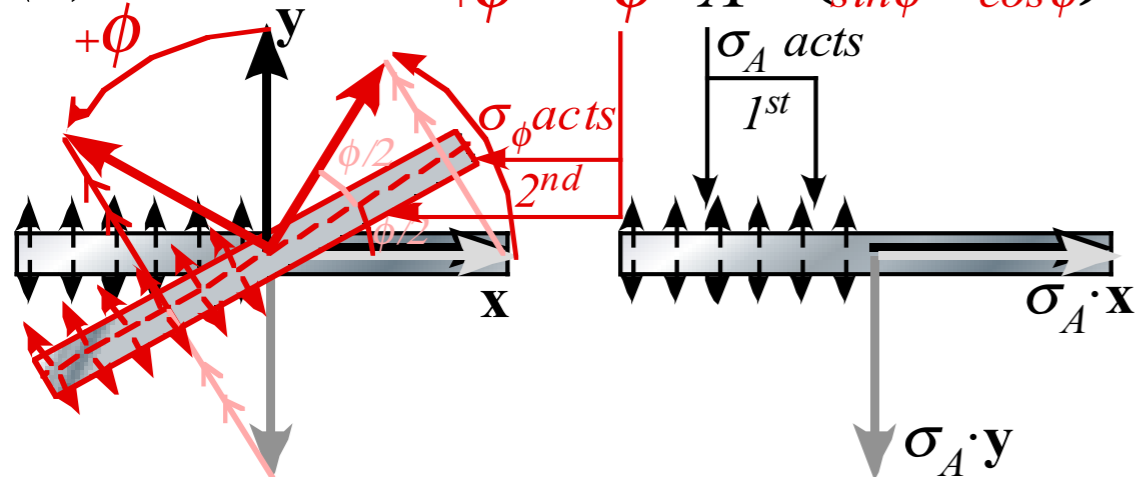
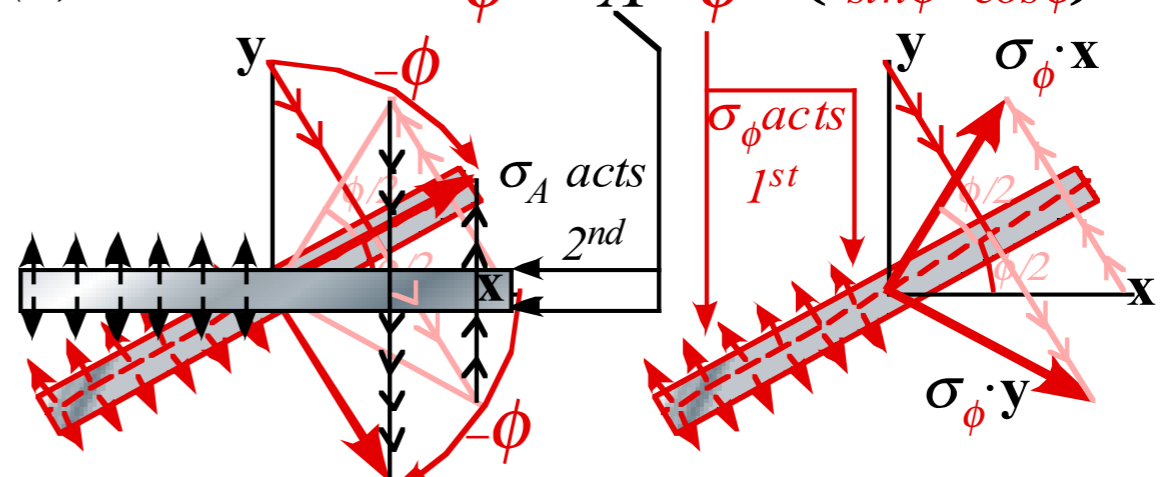


Fig. 4.3
(Unit 1)

(d) Rotation: $R_{+\phi} = \sigma_\phi \sigma_A = \begin{pmatrix} \cos\phi & -\sin\phi \\ \sin\phi & \cos\phi \end{pmatrix}$



(e) Rotation: $R_{-\phi} = \sigma_A \sigma_\phi = \begin{pmatrix} \cos\phi & \sin\phi \\ -\sin\phi & \cos\phi \end{pmatrix}$



Why reflections underlie all symmetry analyses

They work in 1D, 2D, 3D,.....,ND

Product of odd number of reflections is a reflection

*... even number of reflections is a rotation (or unit-op **1**)*

Product of rotations just give rotations

Classical objects are semi-rigid and rotate easily

Waves patterns are non-rigid and reflect easily

Why reflections underlie all symmetry analyses

They work in 1D, 2D, 3D,.....,ND

Product of odd number of reflections is a reflection

*... even number of reflections is a rotation (or unit-op **1**)*

Product of rotations just give rotations

Classical objects are semi-rigid and rotate easily

Waves patterns are non-rigid and reflect easily

∴ ...wave reflections underlie modern physics

Ellipse rescaling-geometry and reflection-symmetry analysis

Rescaling KE ellipse to circle

How this relates to Lagrangian, l'Etrangian, and Hamiltonian mechanics later on

Reflections in the clothing store: "It's all done with mirrors!"

 *Introducing hexagonal symmetry $D_6 \sim C_{6v}$ (Resulting for $m_1/m_2=3$)*

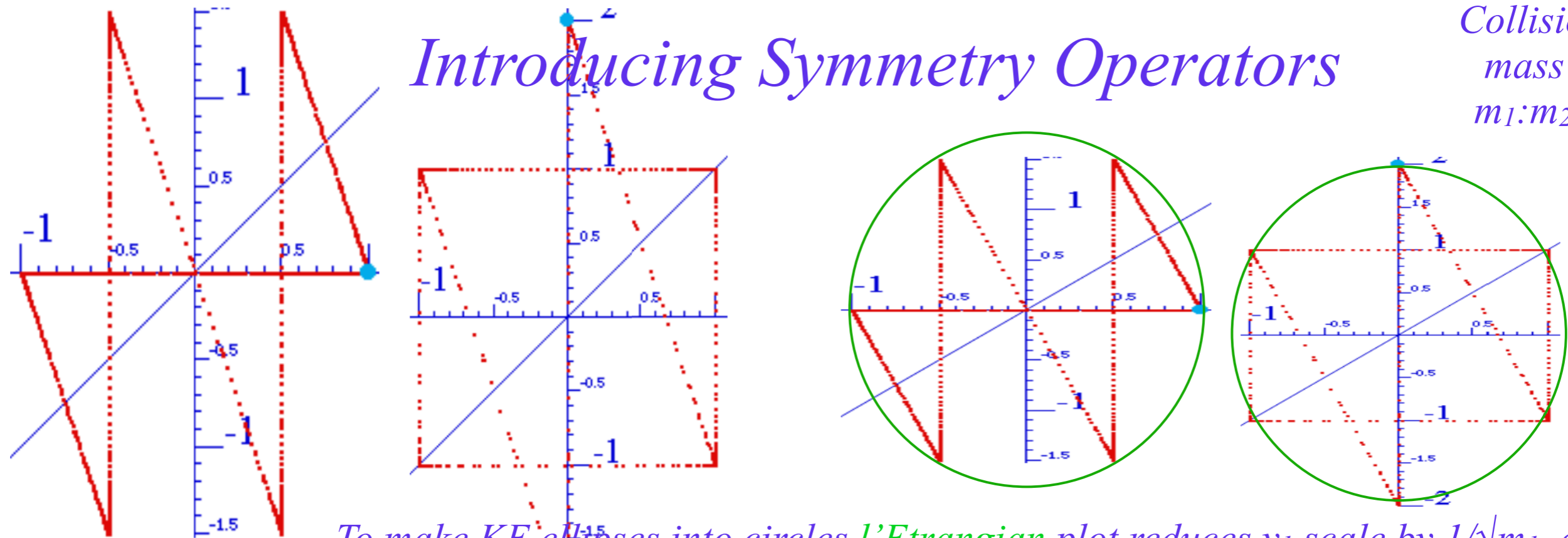
Group multiplication and product table

Classical collision paths with $D_6 \sim C_{6v}$ (Resulting from $m_1/m_2=3$)

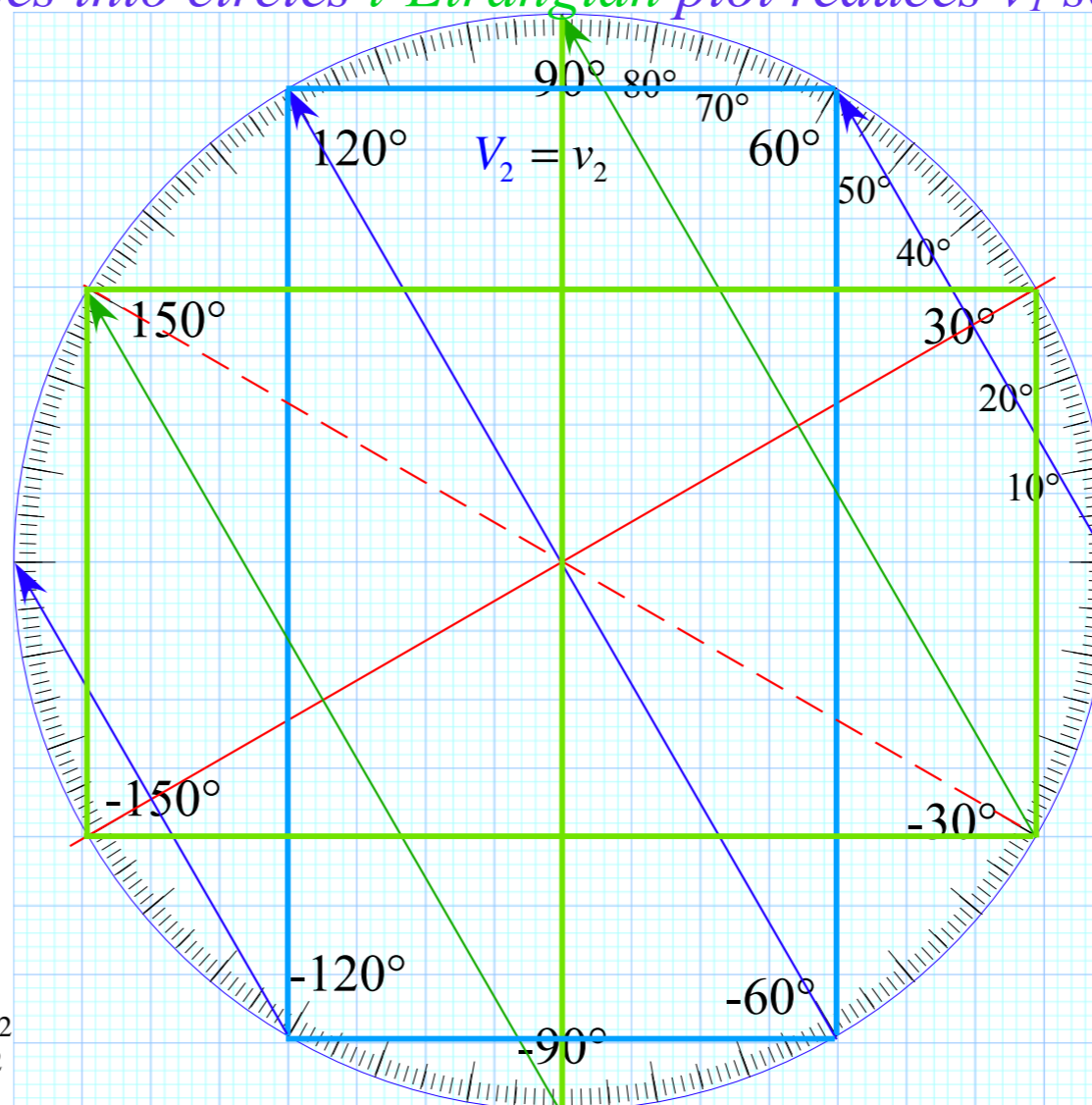
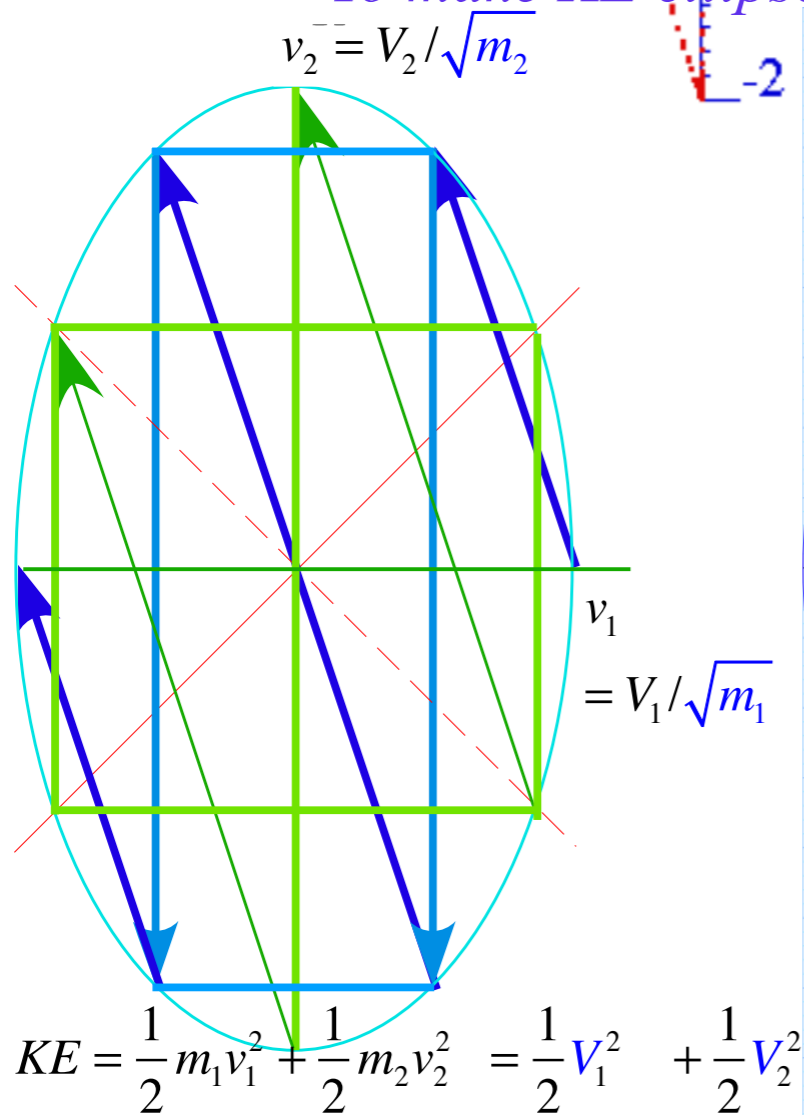
Other not-so-symmetric examples: $m_1/m_2=4$ and $m_1/m_2=7$

Introducing Symmetry Operators

Collisions for
mass ratio
 $m_1:m_2 = 3:1$



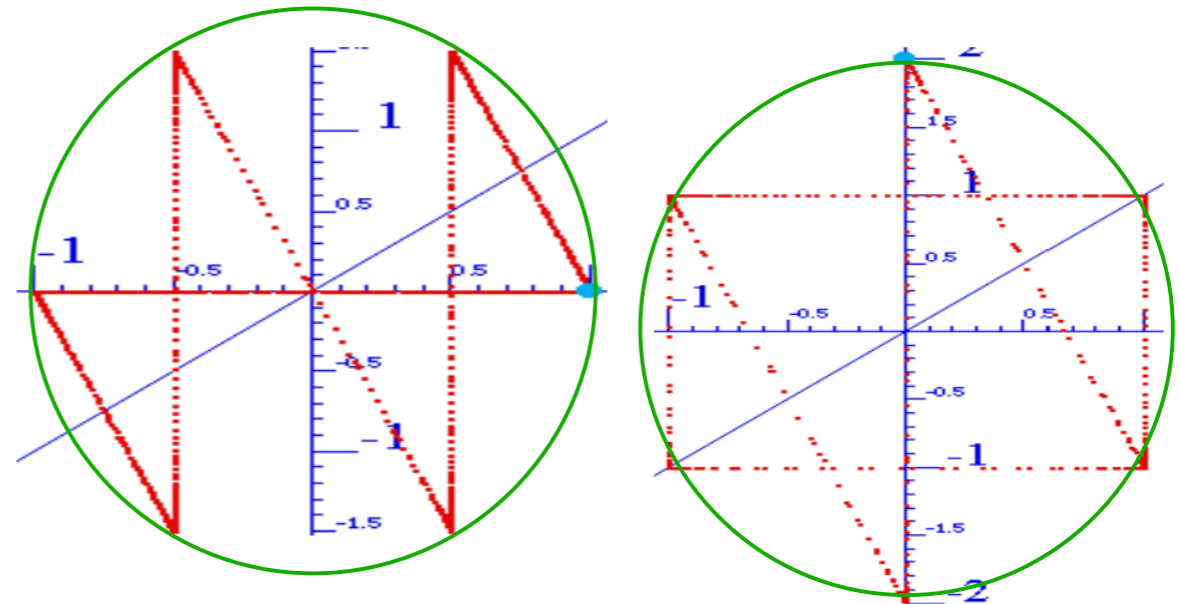
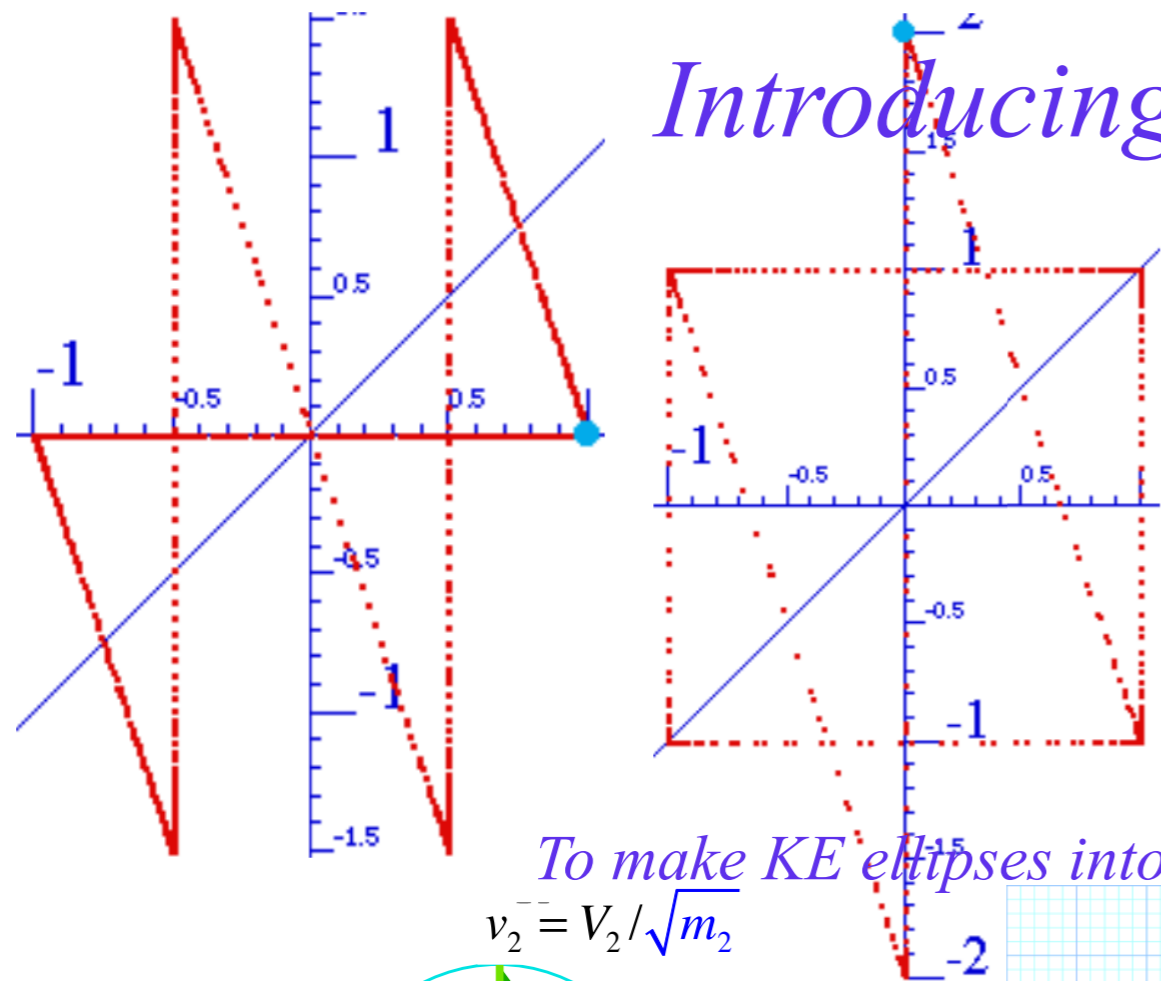
To make KE ellipses into circles *l'Etranguian* plot reduces v_1 scale by $1/\sqrt{m_1}$, etc.



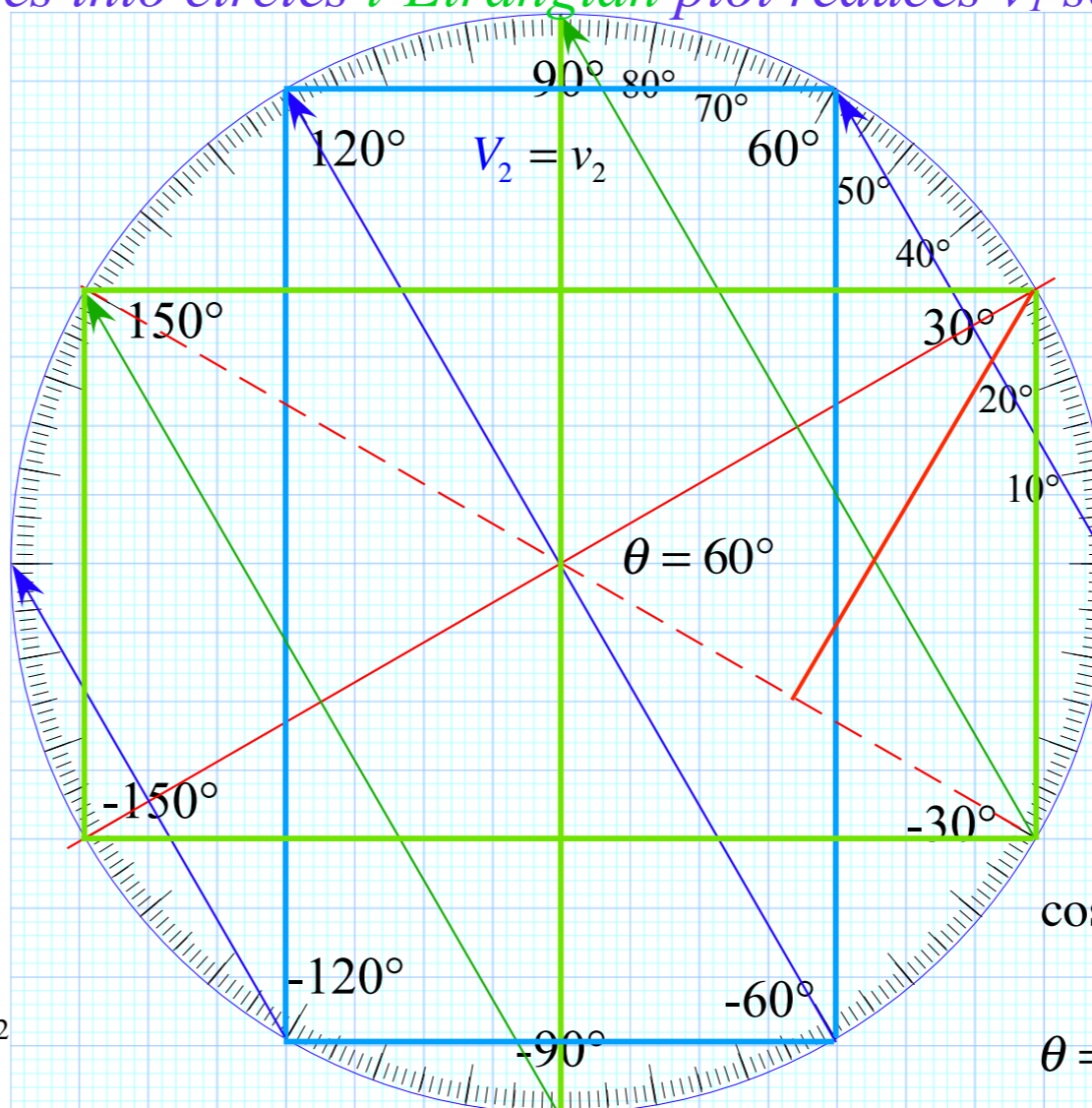
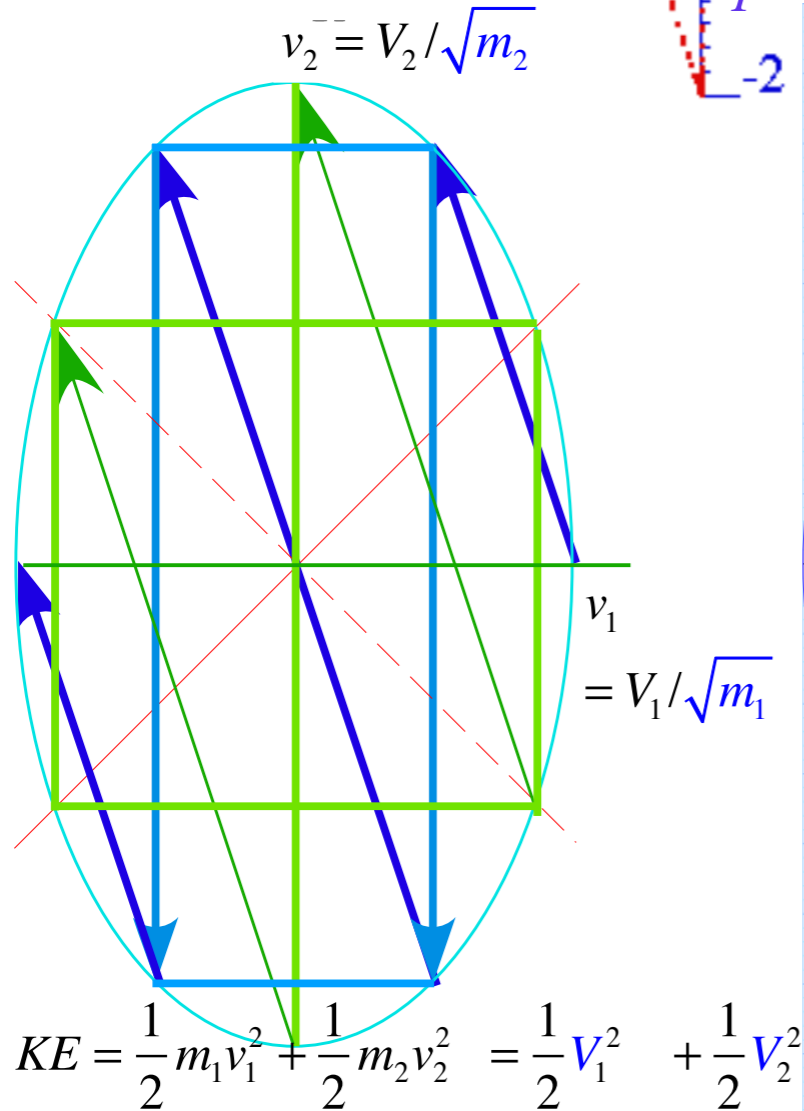
Here:
 $1/\sqrt{m_1} = 1/\sqrt{3} = 0.577$
 $1/\sqrt{m_2} = 1/\sqrt{1} = 1.0$

Introducing Symmetry Operators

Collisions for
mass ratio
 $m_1:m_2 = 3:1$



To make KE ellipses into circles *l'Etranguian* plot reduces v_1 scale by $1/\sqrt{m_1}$, etc.



Here:
 $1/\sqrt{m_1} = 1/\sqrt{3} = 0.577$
 $1/\sqrt{m_2} = 1/\sqrt{1} = 1.0$

$$V_1 = v_1 \sqrt{m_1} = v_1 \sqrt{3}$$

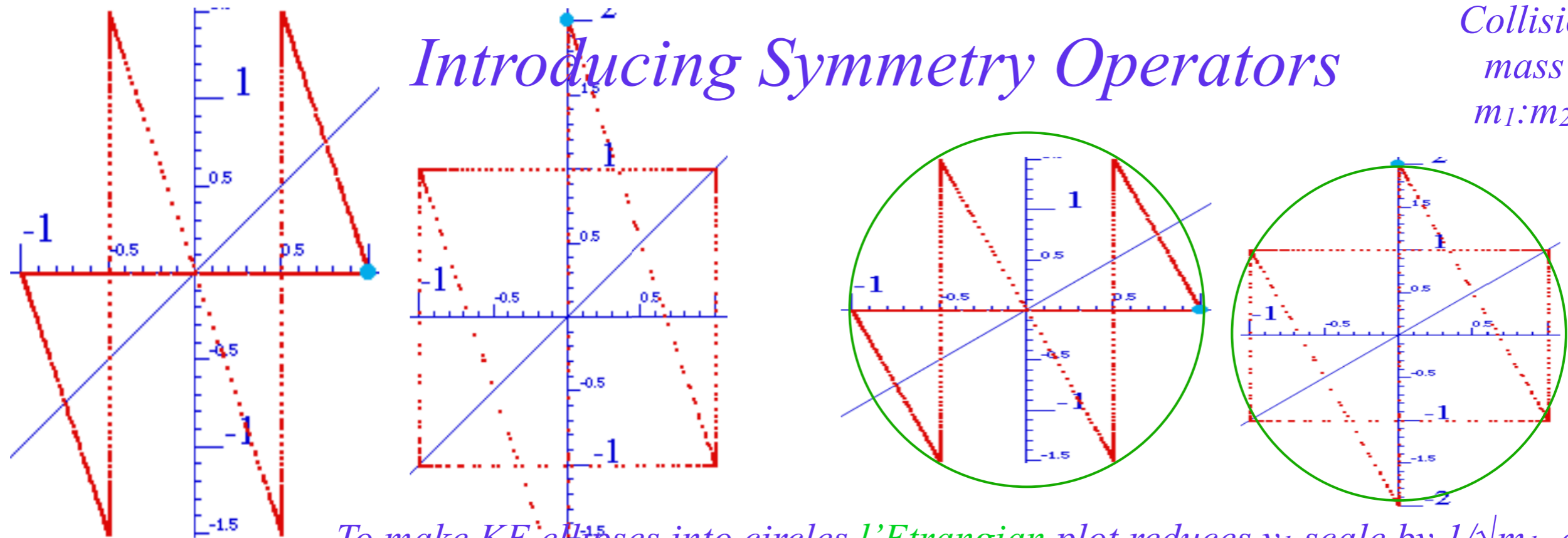
$$\cos \theta = \frac{m_1 - m_2}{m_1 + m_2} = \frac{m_1 - 1}{m_1 + 1} = \frac{2}{4} = \frac{1}{2}$$

$$\theta = 60^\circ$$

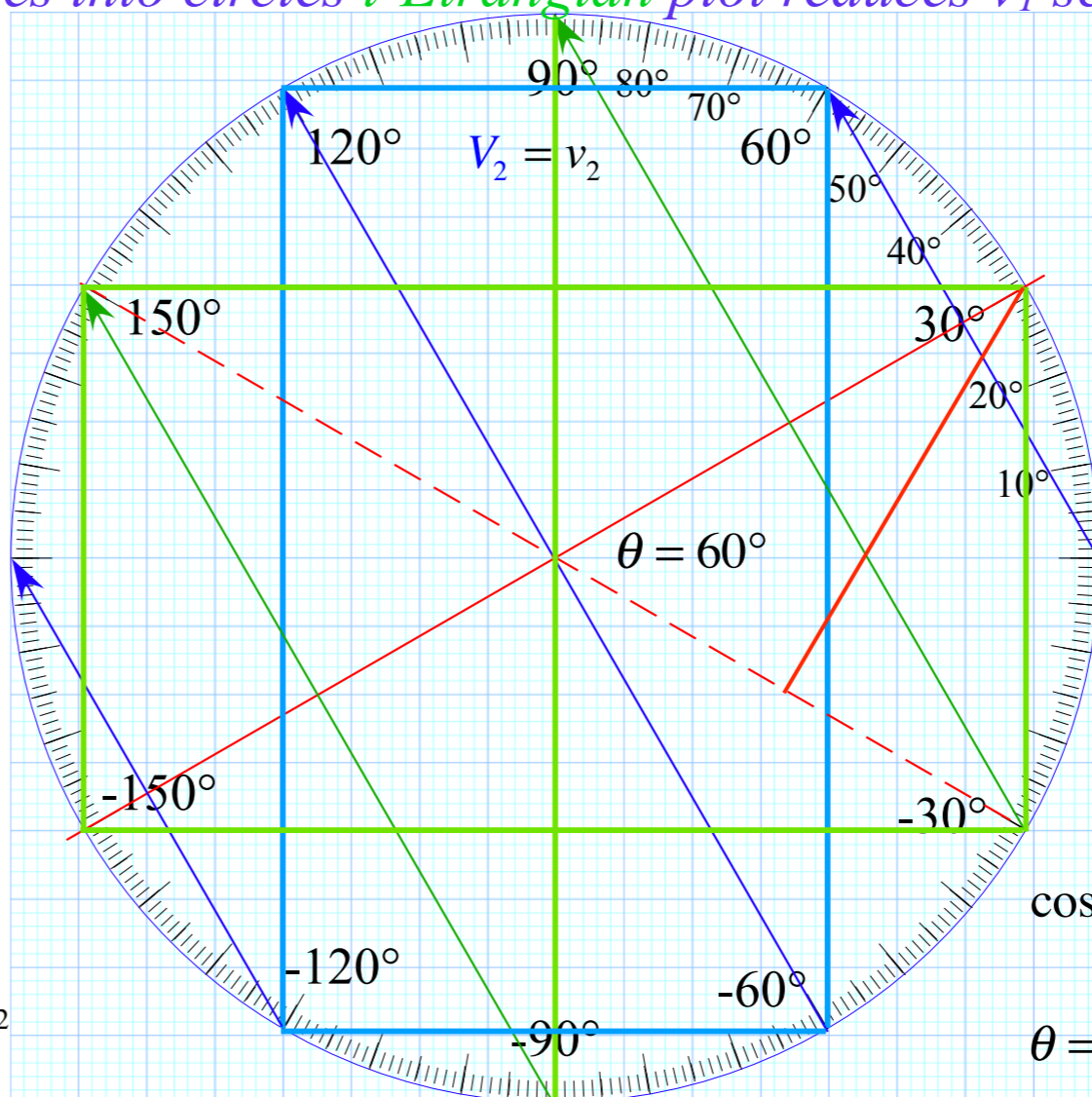
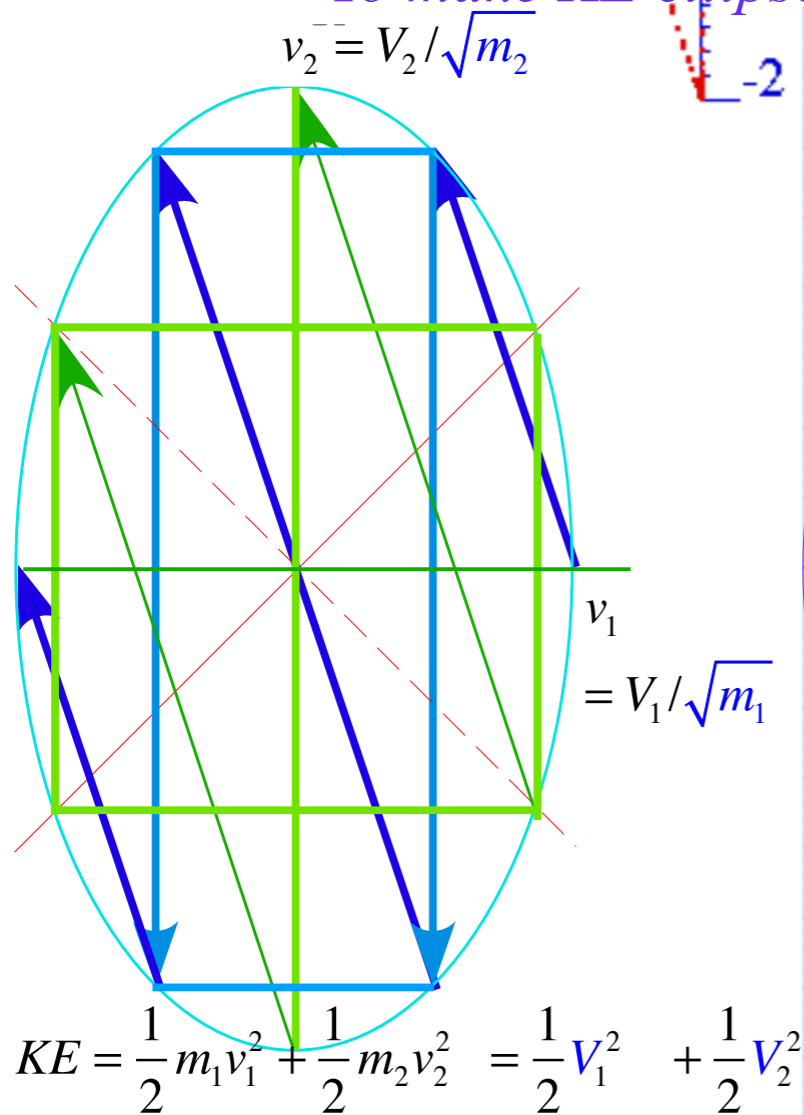
$$KE = \frac{1}{2} m_1 v_1^2 + \frac{1}{2} m_2 v_2^2 = \frac{1}{2} V_1^2 + \frac{1}{2} V_2^2$$

Introducing Symmetry Operators

Collisions for
mass ratio
 $m_1:m_2 = 3:1$



To make KE ellipses into circles *l'Etranguian* plot reduces v_1 scale by $1/\sqrt{m_1}$, etc.



Here:
 $1/\sqrt{m_1} = 1/\sqrt{3} = 0.577$
 $1/\sqrt{m_2} = 1/\sqrt{1} = 1.0$

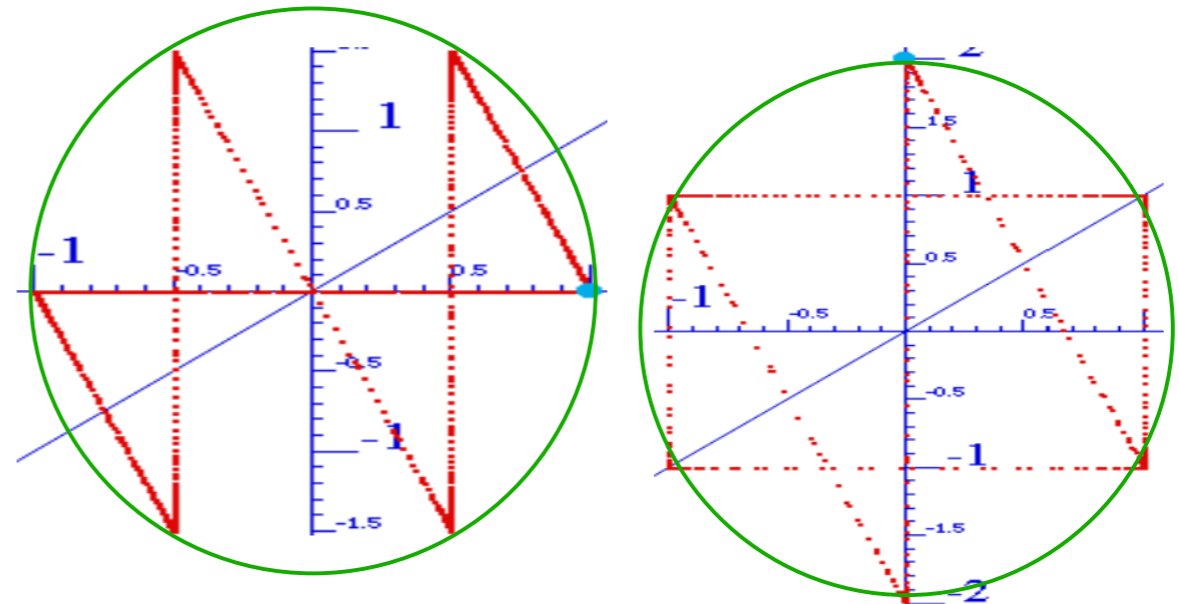
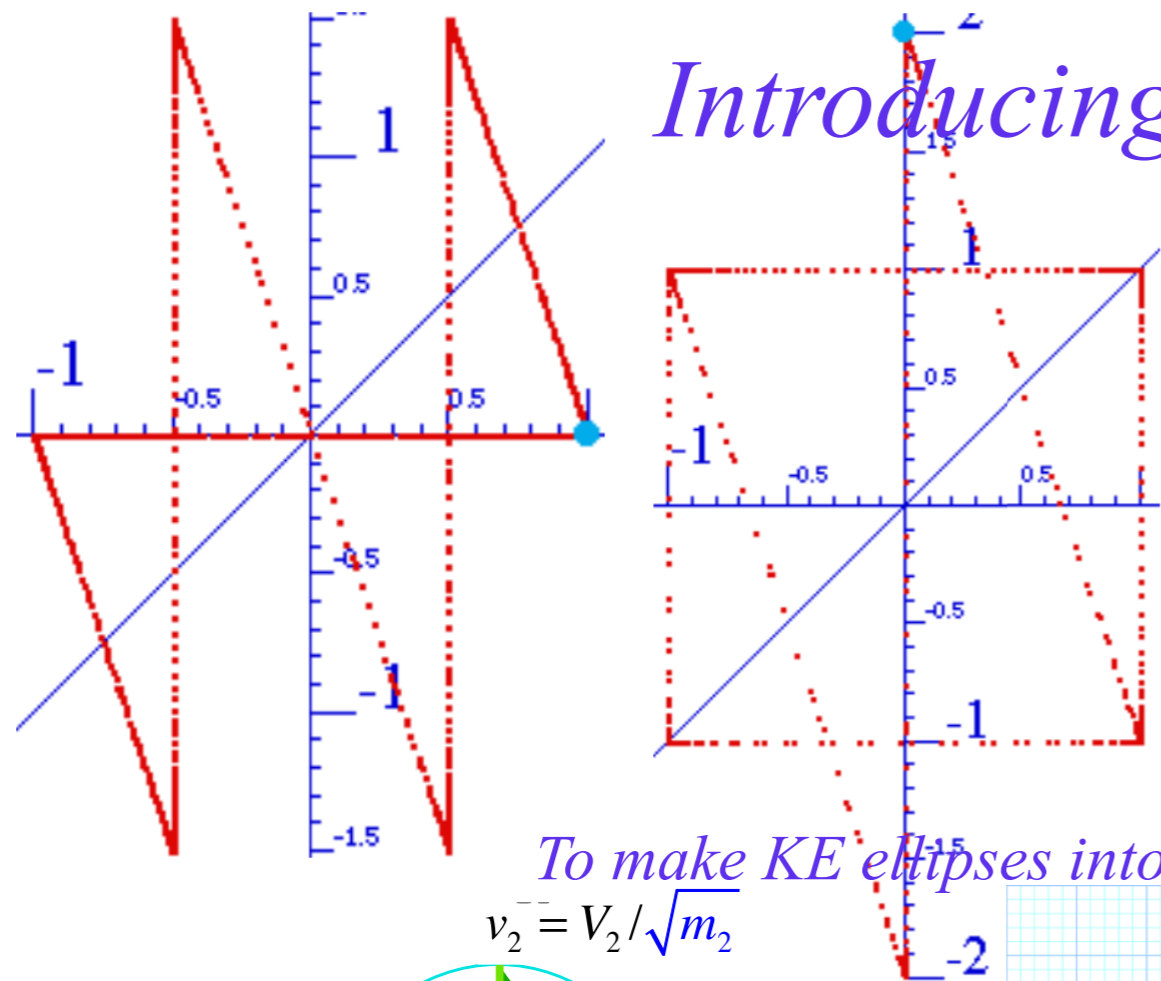
$$\frac{m_1}{m_2} = \frac{1 + \cos \theta}{1 - \cos \theta} = \frac{3/2}{1/2} = 3$$

$$\cos \theta = \frac{m_1 - m_2}{m_1 + m_2} = \frac{\frac{m_1}{m_2} - 1}{\frac{m_1}{m_2} + 1} = \frac{2}{4} = \frac{1}{2}$$

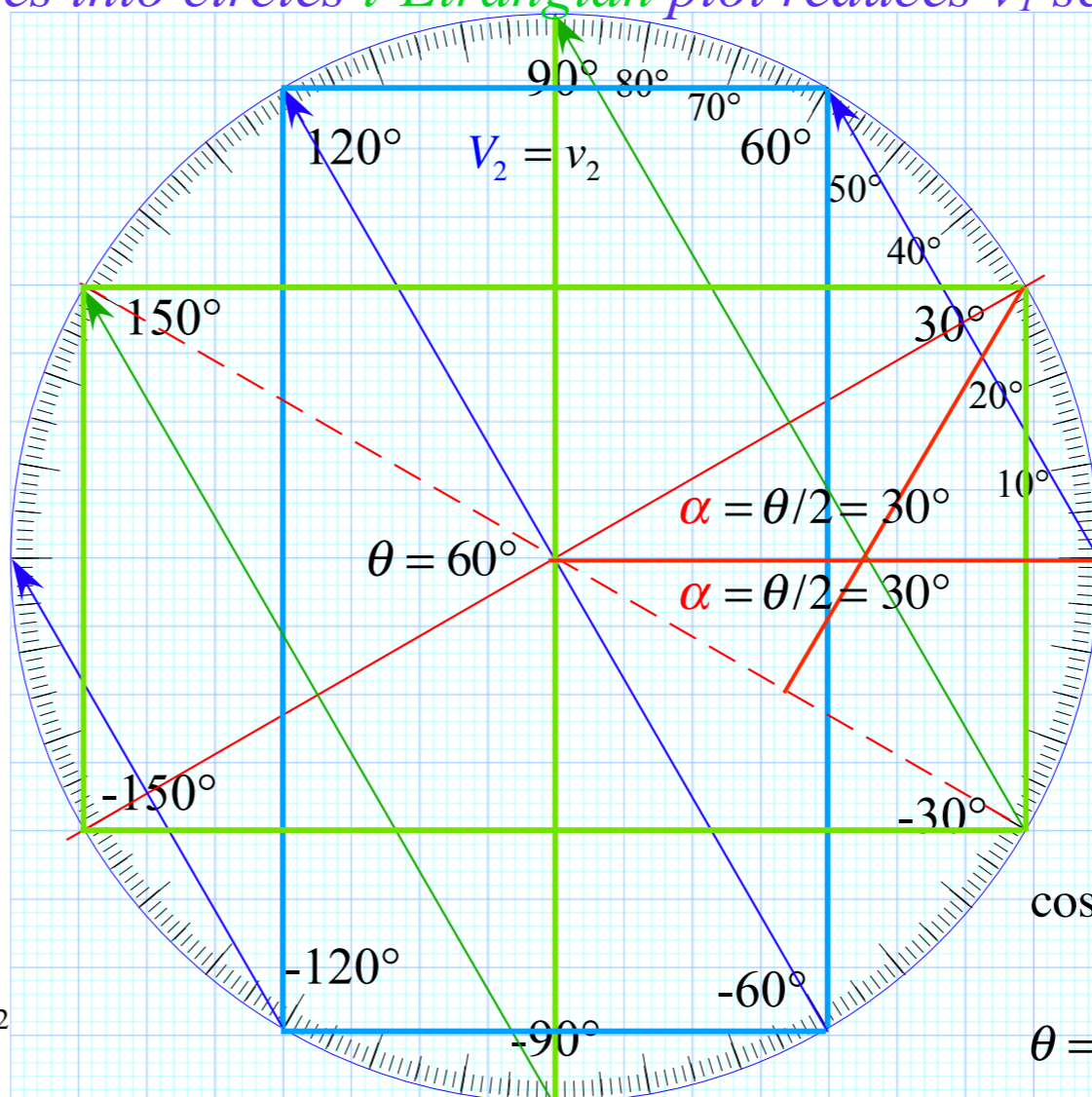
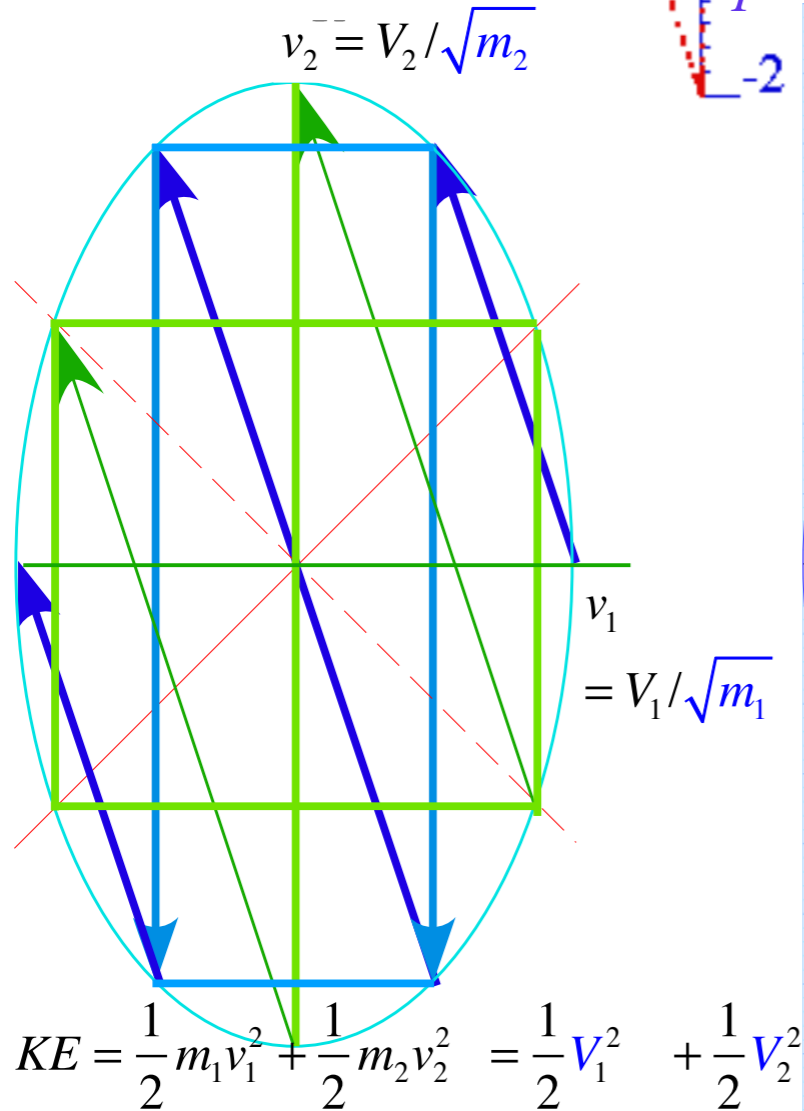
$\theta = 60^\circ$

Introducing Symmetry Operators

Collisions for
mass ratio
 $m_1:m_2 = 3:1$



To make KE ellipses into circles *l'Etranguian* plot reduces v_1 scale by $1/\sqrt{m_1}$, etc.



Here:
 $1/\sqrt{m_1} = 1/\sqrt{3} = 0.577$
 $1/\sqrt{m_2} = 1/\sqrt{1} = 1.0$

$$\frac{m_1}{m_2} = \frac{1 + \cos \theta}{1 - \cos \theta} = \frac{3/2}{1/2} = 3$$

$$V_1 = v_1 \sqrt{m_1} = v_1 \sqrt{3}$$

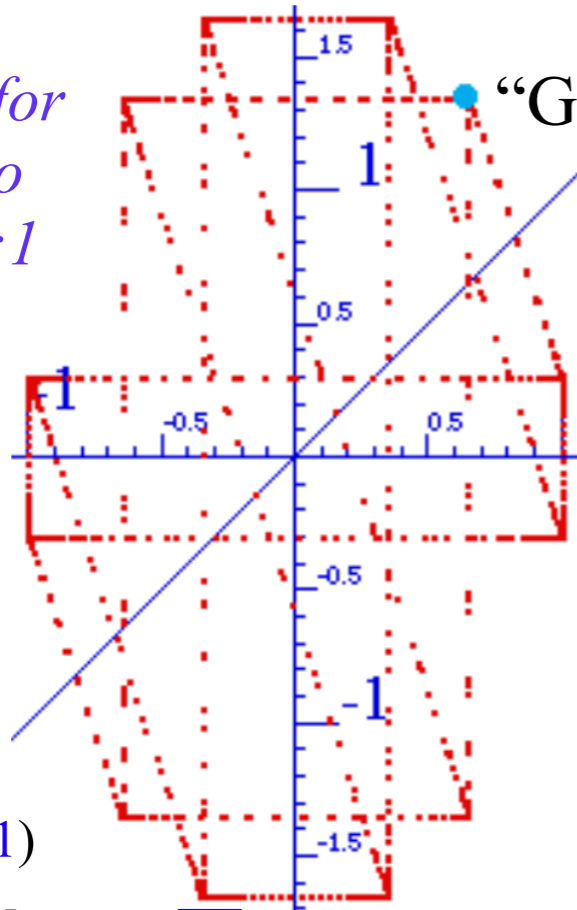
$$\frac{m_1}{m_2} = \frac{1 + \cos \theta}{1 - \cos \theta} = \frac{\sin^2 \alpha}{\cos^2 \alpha} = \tan^2 \alpha$$

$$\alpha = \theta/2$$

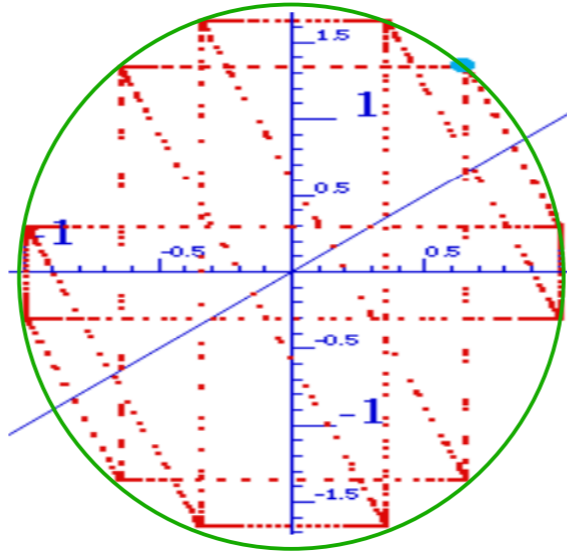
$$\cos \theta = \frac{m_1 - m_2}{m_1 + m_2} = \frac{\frac{m_1}{m_2} - 1}{\frac{m_1}{m_2} + 1} = \frac{2}{4} = \frac{1}{2}$$

$$\theta = 60^\circ$$

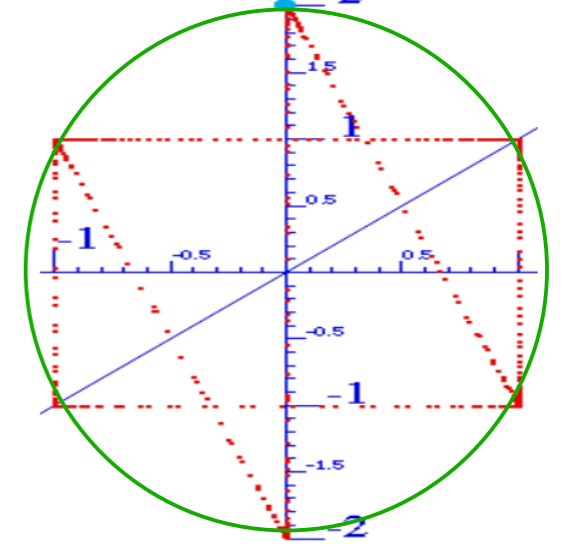
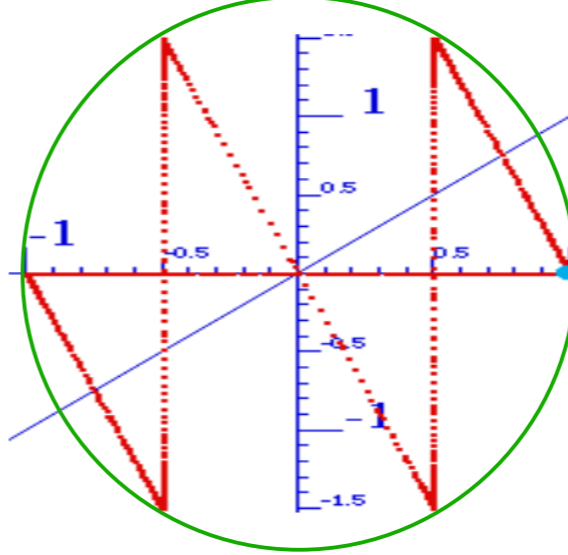
Collisions for
mass ratio
 $m_1:m_2=3:1$



“Generic” initial velocity
 $(v_1=1.0, v_2=0.1)$

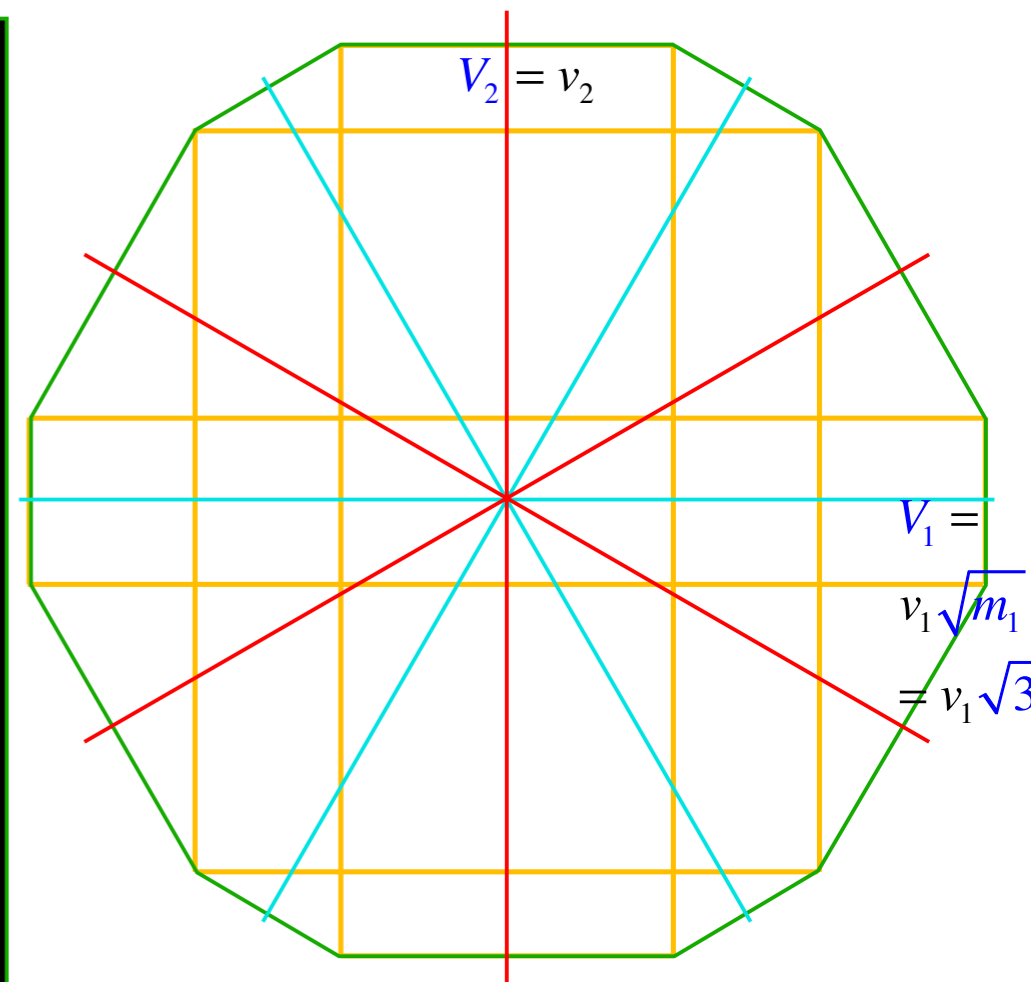
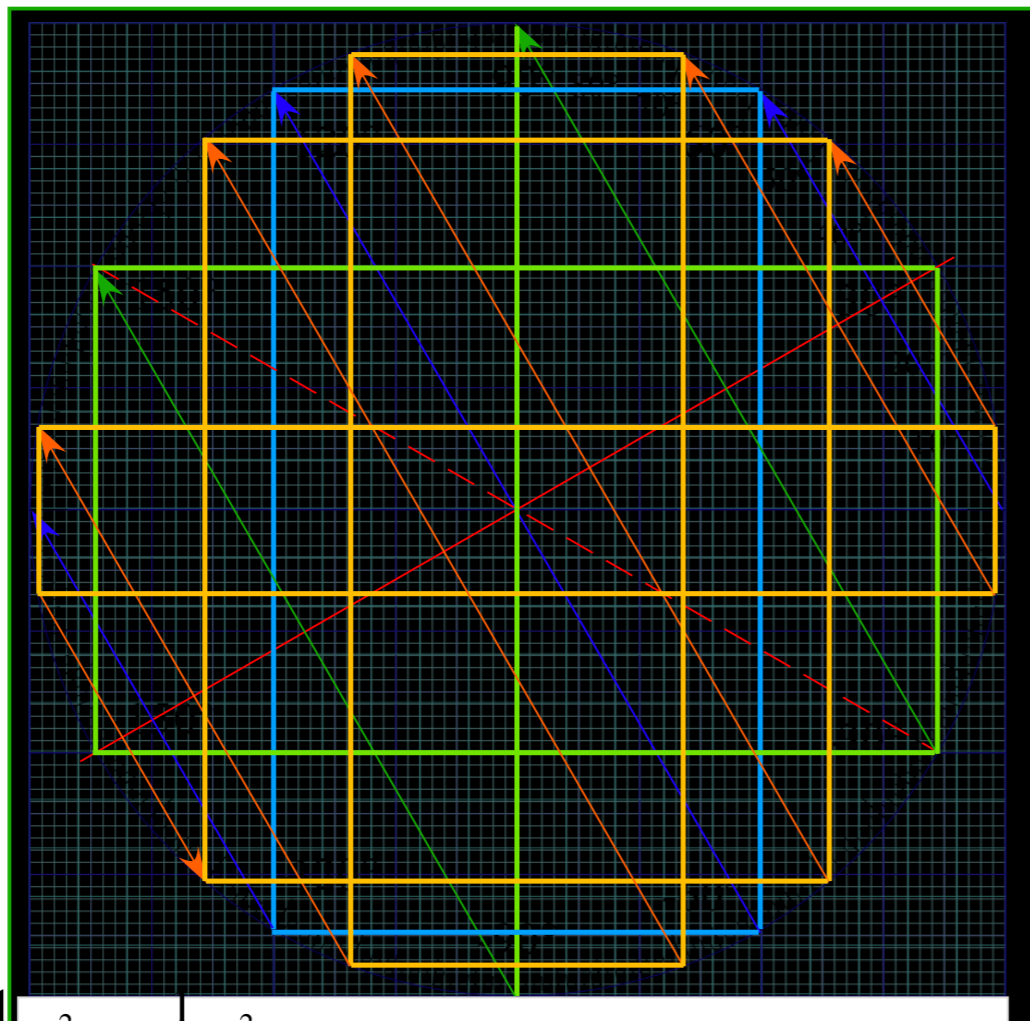
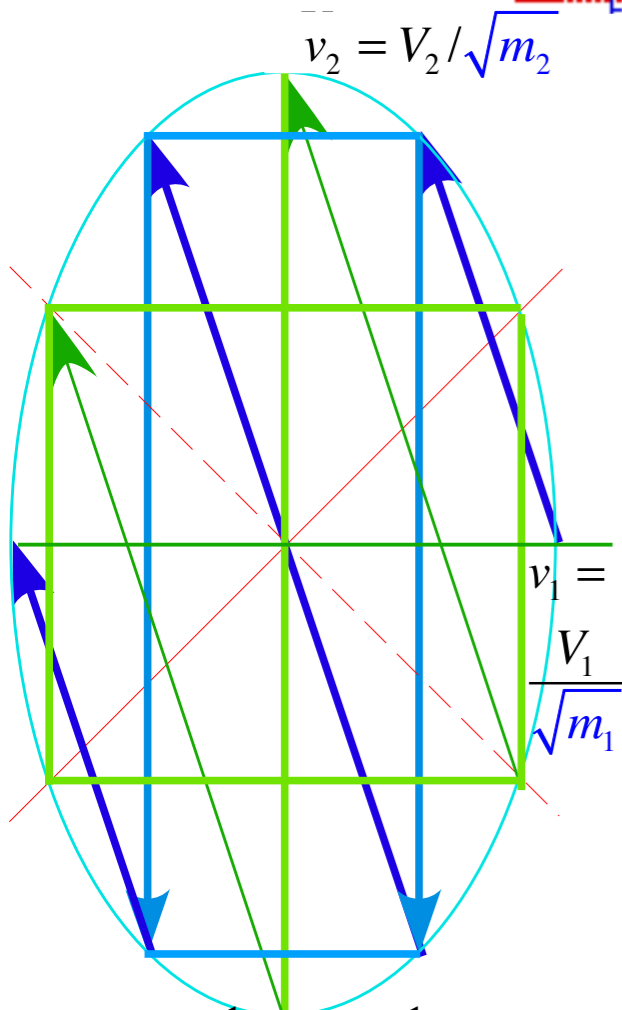


“Symmetric” initial velocity
 $(v_1=1, v_2=0)$ or $(v_1=1, v_2=-1)$



$m_1/m_2=(3)/(1)$

reduce v_1 scale by $1/\sqrt{m_1} = 1/\sqrt{3}=0.577$



$$KE = \frac{1}{2} m_1 v_1^2 + \frac{1}{2} m_2 v_2^2 = \frac{1}{2} V_1^2 + \frac{1}{2} V_2^2$$

Ellipse rescaling-geometry and reflection-symmetry analysis

Rescaling KE ellipse to circle

How this relates to Lagrangian, l'Etrangian, and Hamiltonian mechanics later on

Reflections in the clothing store: "It's all done with mirrors!"

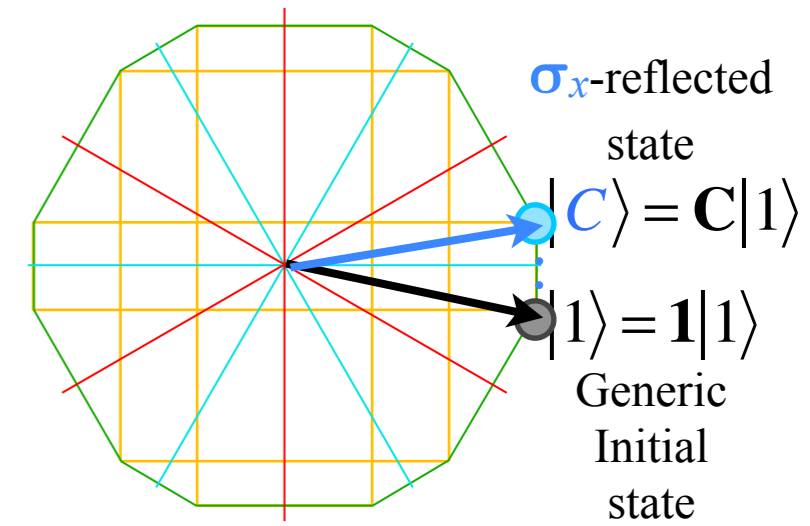
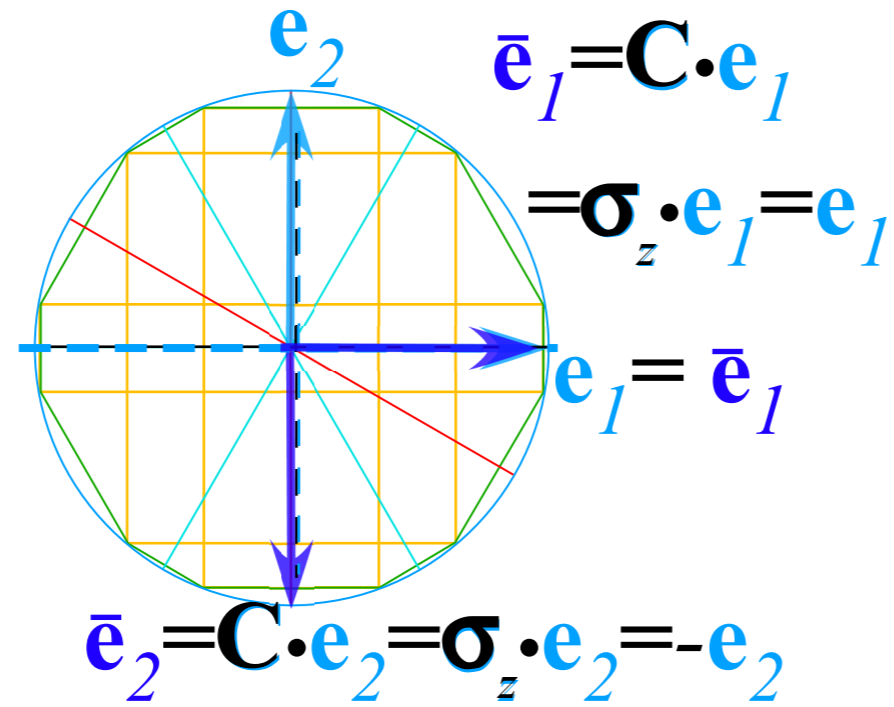
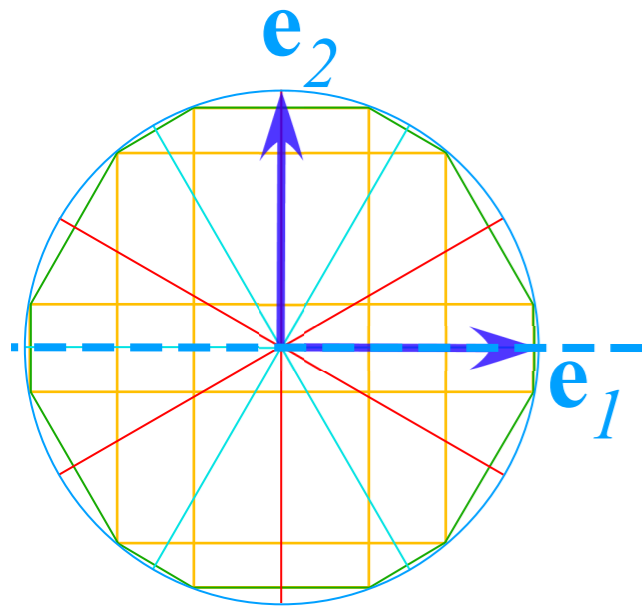
Introducing hexagonal symmetry $D_6 \sim C_{6v}$ (Resulting for $m_1/m_2=3$)

 *Group multiplication and product table*

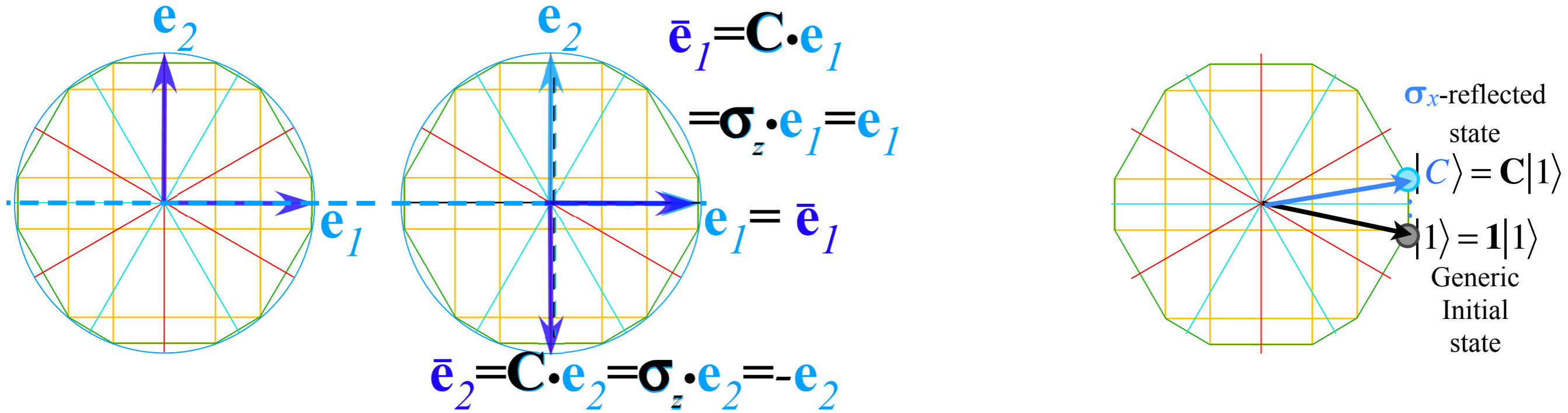
Classical collision paths with $D_6 \sim C_{6v}$ (Resulting from $m_1/m_2=3$)

Other not-so-symmetric examples: $m_1/m_2=4$ and $m_1/m_2=7$

Effects of Ceiling Bang Matrix $\mathbf{C} = \boldsymbol{\sigma}_z = \begin{pmatrix} \mathbf{e}_1 \cdot \mathbf{C} \cdot \mathbf{e}_1 & \mathbf{e}_1 \cdot \mathbf{C} \cdot \mathbf{e}_2 \\ \mathbf{e}_2 \cdot \mathbf{C} \cdot \mathbf{e}_1 & \mathbf{e}_2 \cdot \mathbf{C} \cdot \mathbf{e}_2 \end{pmatrix} = \begin{pmatrix} \mathbf{e}_1 \cdot \bar{\mathbf{e}}_1 & \mathbf{e}_1 \cdot \bar{\mathbf{e}}_2 \\ \mathbf{e}_2 \cdot \bar{\mathbf{e}}_1 & \mathbf{e}_2 \cdot \bar{\mathbf{e}}_2 \end{pmatrix} = \begin{pmatrix} 1 & 0 \\ 0 & -1 \end{pmatrix}$



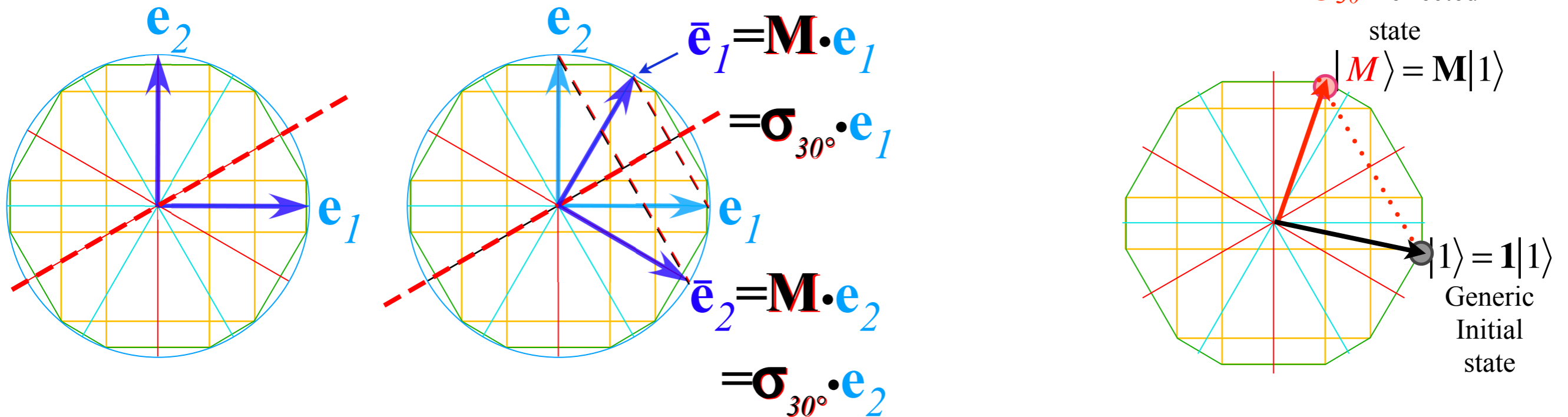
Effects of Ceiling Bang Matrix $\mathbf{C} = \boldsymbol{\sigma}_z = \begin{pmatrix} \mathbf{e}_1 \cdot \mathbf{C} \cdot \mathbf{e}_1 & \mathbf{e}_1 \cdot \mathbf{C} \cdot \mathbf{e}_2 \\ \mathbf{e}_2 \cdot \mathbf{C} \cdot \mathbf{e}_1 & \mathbf{e}_2 \cdot \mathbf{C} \cdot \mathbf{e}_2 \end{pmatrix} = \begin{pmatrix} \mathbf{e}_1 \cdot \bar{\mathbf{e}}_1 & \mathbf{e}_1 \cdot \bar{\mathbf{e}}_2 \\ \mathbf{e}_2 \cdot \bar{\mathbf{e}}_1 & \mathbf{e}_2 \cdot \bar{\mathbf{e}}_2 \end{pmatrix} = \begin{pmatrix} 1 & 0 \\ 0 & -1 \end{pmatrix}$



Known as *matrix elements* or *components*

Known as *relative direction cosines*

Effects of Mass Bang Matrix $\mathbf{M} = \boldsymbol{\sigma}_{30^\circ} = \begin{pmatrix} \mathbf{e}_1 \cdot \mathbf{M} \cdot \mathbf{e}_1 & \mathbf{e}_1 \cdot \mathbf{M} \cdot \mathbf{e}_2 \\ \mathbf{e}_2 \cdot \mathbf{M} \cdot \mathbf{e}_1 & \mathbf{e}_2 \cdot \mathbf{M} \cdot \mathbf{e}_2 \end{pmatrix} = \begin{pmatrix} \mathbf{e}_1 \cdot \bar{\mathbf{e}}_1 & \mathbf{e}_1 \cdot \bar{\mathbf{e}}_2 \\ \mathbf{e}_2 \cdot \bar{\mathbf{e}}_1 & \mathbf{e}_2 \cdot \bar{\mathbf{e}}_2 \end{pmatrix} = \begin{pmatrix} \cos 60^\circ & \sin 60^\circ \\ \sin 60^\circ & -\cos 60^\circ \end{pmatrix}$

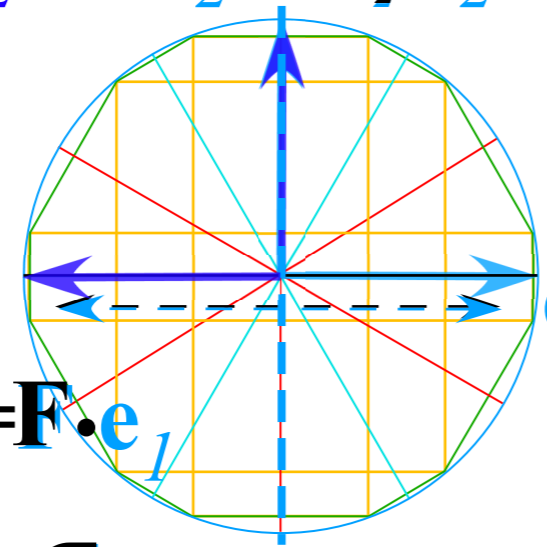
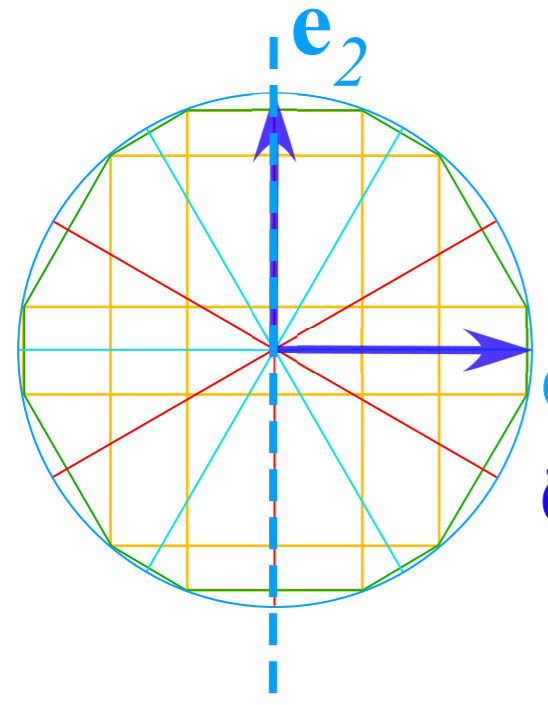


Effects of Floor Bang Matrix

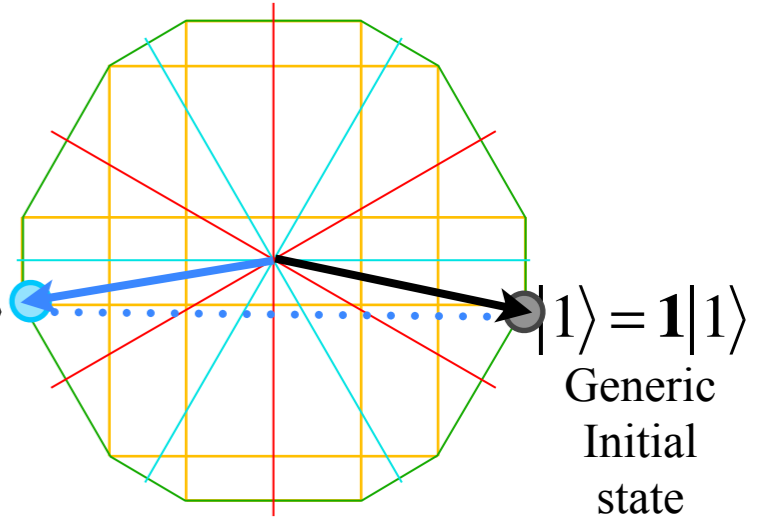
$$\mathbf{F} = -\sigma_z = \begin{pmatrix} \mathbf{e}_1 \cdot \mathbf{F} \cdot \mathbf{e}_1 & \mathbf{e}_1 \cdot \mathbf{F} \cdot \mathbf{e}_2 \\ \mathbf{e}_2 \cdot \mathbf{F} \cdot \mathbf{e}_1 & \mathbf{e}_2 \cdot \mathbf{F} \cdot \mathbf{e}_2 \end{pmatrix} = \begin{pmatrix} \mathbf{e}_1 \cdot \bar{\mathbf{e}}_1 & \mathbf{e}_1 \cdot \bar{\mathbf{e}}_2 \\ \mathbf{e}_2 \cdot \bar{\mathbf{e}}_1 & \mathbf{e}_2 \cdot \bar{\mathbf{e}}_2 \end{pmatrix} = \begin{pmatrix} -1 & 0 \\ 0 & 1 \end{pmatrix}$$

$$\bar{\mathbf{e}}_2 = \mathbf{F} \cdot \mathbf{e}_2 = -\sigma_z \cdot \mathbf{e}_2 = +\mathbf{e}_2$$

$$\bar{\mathbf{e}}_1 = \mathbf{F} \cdot \mathbf{e}_1 = -\sigma_z \cdot \mathbf{e}_1 = -\mathbf{e}_1$$



$-\sigma_z$ -reflected state
 $|F\rangle = \mathbf{F}|1\rangle$

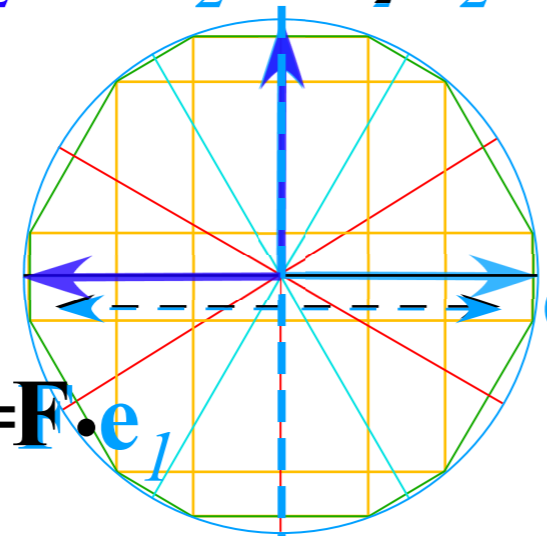
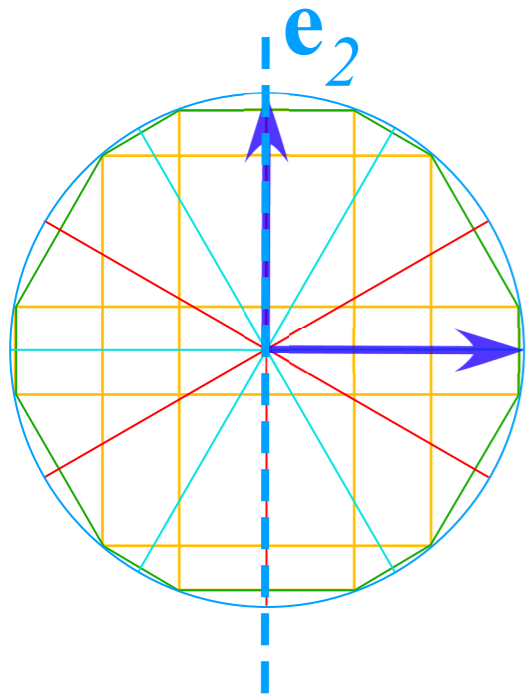


Effects of Floor Bang Matrix

$$\mathbf{F} = -\sigma_z = \begin{pmatrix} \mathbf{e}_1 \cdot \mathbf{F} \cdot \mathbf{e}_1 & \mathbf{e}_1 \cdot \mathbf{F} \cdot \mathbf{e}_2 \\ \mathbf{e}_2 \cdot \mathbf{F} \cdot \mathbf{e}_1 & \mathbf{e}_2 \cdot \mathbf{F} \cdot \mathbf{e}_2 \end{pmatrix} = \begin{pmatrix} \mathbf{e}_1 \cdot \bar{\mathbf{e}}_1 & \mathbf{e}_1 \cdot \bar{\mathbf{e}}_2 \\ \mathbf{e}_2 \cdot \bar{\mathbf{e}}_1 & \mathbf{e}_2 \cdot \bar{\mathbf{e}}_2 \end{pmatrix} = \begin{pmatrix} -1 & 0 \\ 0 & 1 \end{pmatrix}$$

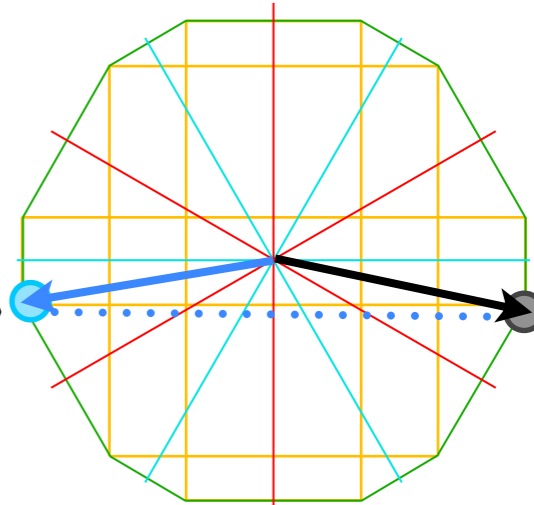
$$\bar{\mathbf{e}}_2 = \mathbf{F} \cdot \mathbf{e}_2 = -\sigma_z \cdot \mathbf{e}_2 = +\mathbf{e}_2$$

$$\bar{\mathbf{e}}_1 = \mathbf{F} \cdot \mathbf{e}_1 = -\sigma_z \cdot \mathbf{e}_1 = -\mathbf{e}_1$$



$-\sigma_z$ -reflected state

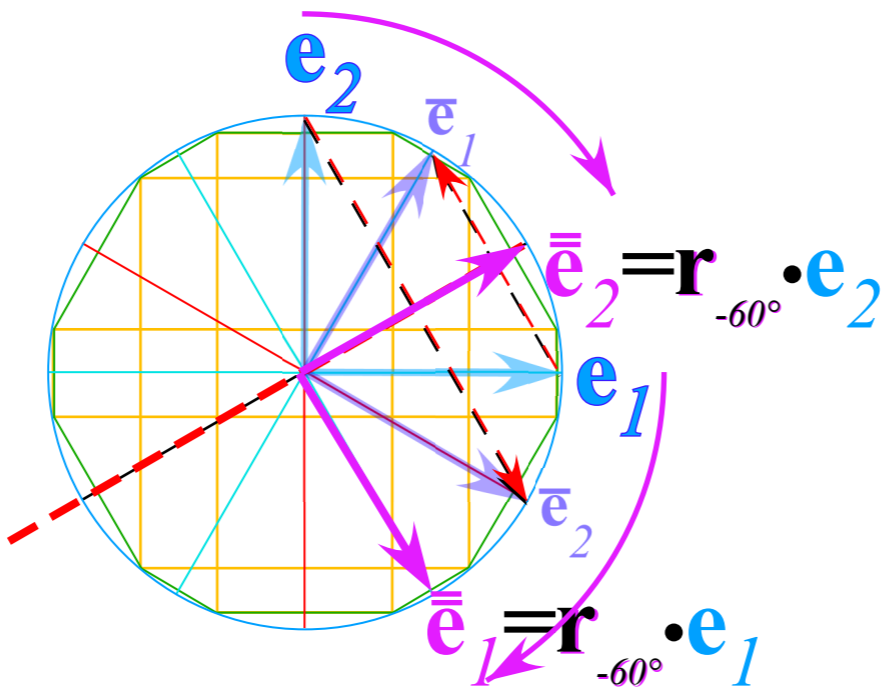
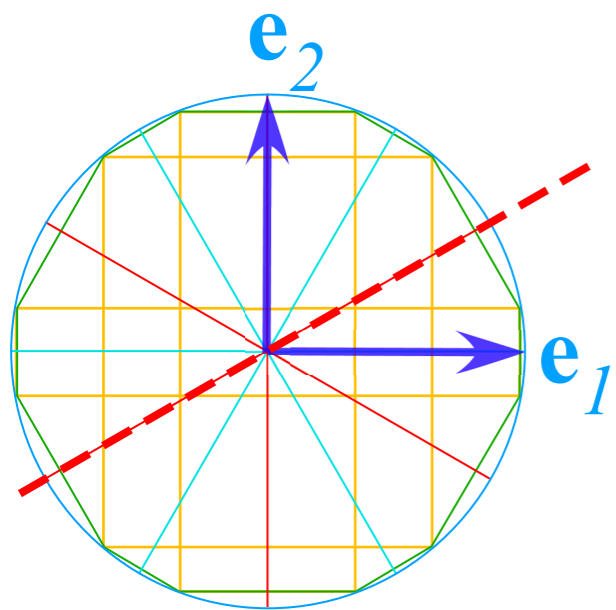
$$|F\rangle = \mathbf{F}|1\rangle$$



$|1\rangle = \mathbf{1}|1\rangle$
Generic Initial state

Effects of Ceiling \mathbf{C} after Bang \mathbf{M} :

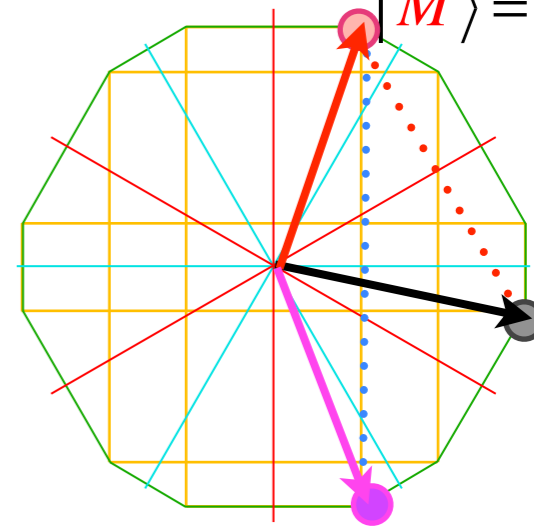
$$\mathbf{r}_{-60^\circ} = \mathbf{C} \cdot \mathbf{M} = \sigma_z \cdot \sigma_{30^\circ}$$



σ_{30° -reflected state

state

$$|M\rangle = \mathbf{M}|1\rangle$$



$|1\rangle = \mathbf{1}|1\rangle$
Generic Initial state

$$|r_{-60^\circ}\rangle = \mathbf{C} \cdot \mathbf{M}|1\rangle = \mathbf{r}_{-60^\circ}|1\rangle$$

σ_{30° σ_{30° -reflected state

is a \mathbf{r}_{-60° -rotated state

Ellipse rescaling-geometry and reflection-symmetry analysis

Rescaling KE ellipse to circle

How this relates to Lagrangian, l'Etrangian, and Hamiltonian mechanics later on

Reflections in the clothing store: "It's all done with mirrors!"

Introducing hexagonal symmetry $D_6 \sim C_{6v}$ (Resulting for $m_1/m_2=3$)

 *Group multiplication and product table* 

Classical collision paths with $D_6 \sim C_{6v}$ (Resulting from $m_1/m_2=3$)

Other not-so-symmetric examples: $m_1/m_2=4$ and $m_1/m_2=7$

D_6	1	r_{120}	\bar{r}_{120}	σ_{60}	$\bar{\sigma}_{60}$	σ_z	I	\bar{r}_{60}	r_{60}	$\bar{\sigma}_{30}$	σ_{30}	$\bar{\sigma}_z$
1	1											
\bar{r}_{120}		1										
r_{120}			1									
σ_{60}				1								
$\bar{\sigma}_{60}$					1							
σ_z						1					\bar{r}_{60}	
I							1					
r_{60}								1				
\bar{r}_{60}									1			
$\bar{\sigma}_{30}$										1		
σ_{30}											1	
$\bar{\sigma}_z$												1

Note: $\bar{r}_{60} = I r_{120} = r_{120} I = r_{-60}$ and: $I = r_{\pm 180}$
 $\bar{r}_{120} = I r_{60} = r_{60} I = r_{-120}$ and: $I^2 = 1$
 $\sigma_{60} = I \bar{\sigma}_{30} = \bar{\sigma}_{30} I$
 $\bar{\sigma}_{60} = I \sigma_{30} = \sigma_{30} I$
 $\bar{\sigma}_z = I \sigma_z = \sigma_z I$

Easy to make hexagonal (D_6) symmetry group table:

Example 1: Find $\sigma_{30^\circ} \cdot \sigma_{-60^\circ} = \underline{\hspace{2cm}}$?

Solution: Find σ_{30° -plane and state- $|\sigma_{-60^\circ}\rangle$

Operate former on latter to get: $\sigma_{30^\circ} |\sigma_{-60^\circ}\rangle = |I\rangle$

That gives answer: $\sigma_{30^\circ} \cdot \sigma_{-60^\circ} = I$.

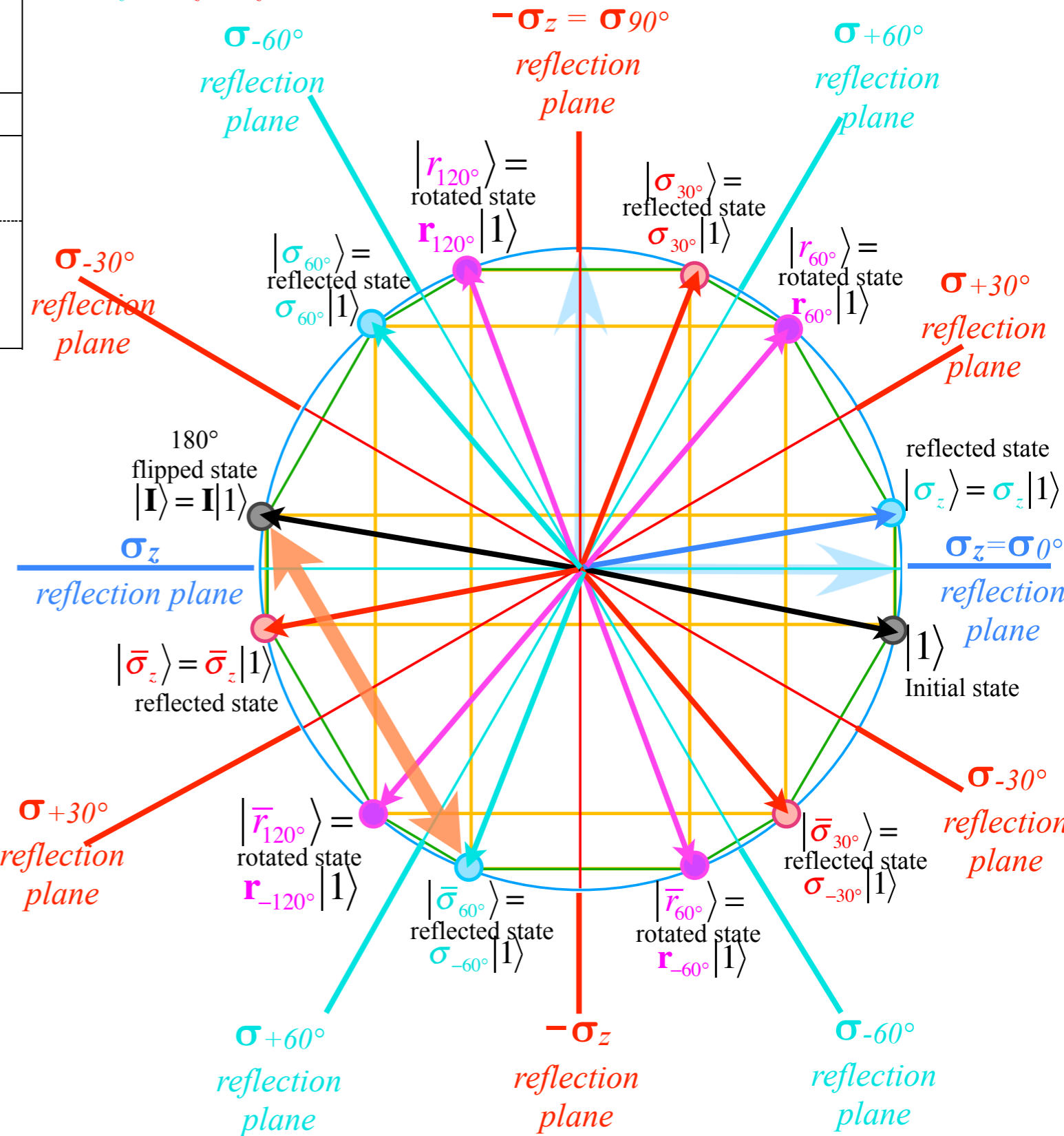
Rest of σ_{30° row follows:

σ_{30}	σ_{30}	$\bar{\sigma}_{30}$	$\bar{\sigma}_z$	\bar{r}_{60}	I	r_{60}	$\bar{\sigma}_{60}$	σ_{60}	σ_z	r_{120}	1	\bar{r}_{120}
---------------	---------------	---------------------	------------------	----------------	-----	----------	---------------------	---------------	------------	-----------	---	-----------------

Example 2: Find $r_{60^\circ} \cdot \sigma_{-60^\circ} = \underline{\hspace{2cm}}$?

Solution: Do r_{60° -rotation $r_{60^\circ} |\sigma_{-60^\circ}\rangle = |\sigma_{-30^\circ}\rangle$

That gives answer: $r_{60^\circ} \cdot \sigma_{-60^\circ} = \sigma_{-30^\circ}$



Ellipse rescaling-geometry and reflection-symmetry analysis

Rescaling KE ellipse to circle

How this relates to Lagrangian, l'Etrangian, and Hamiltonian mechanics later on

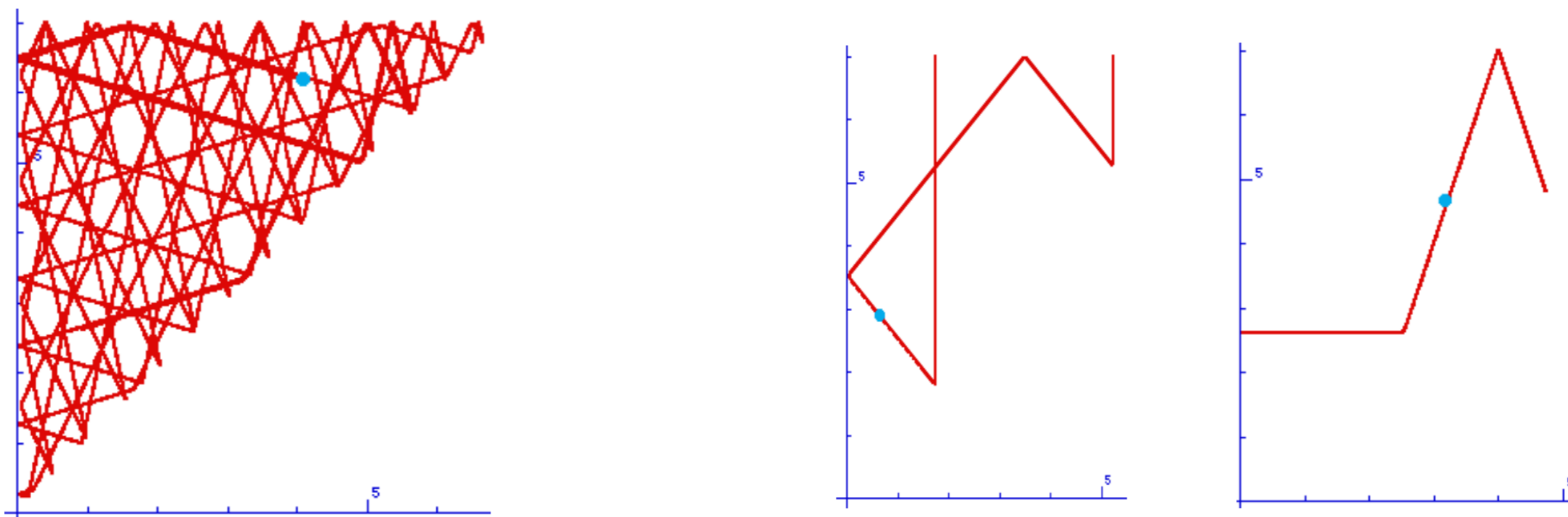
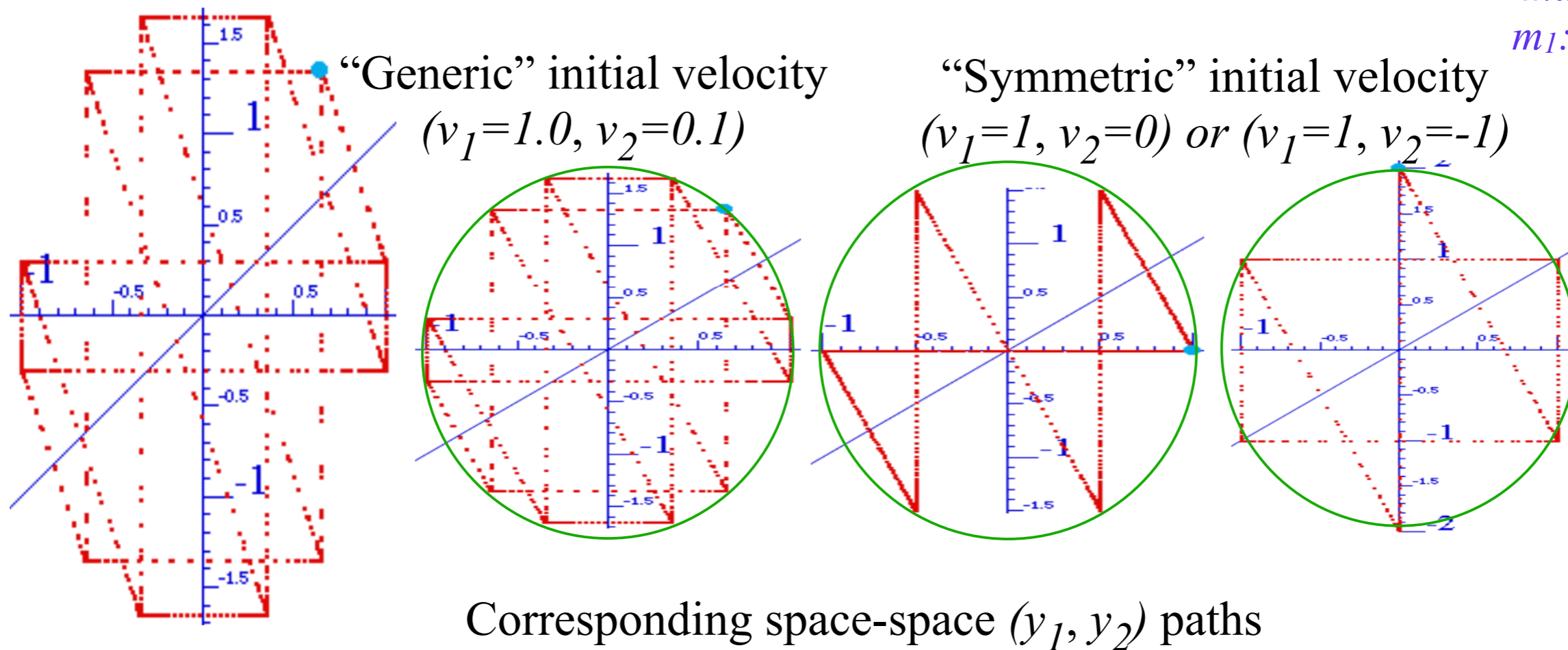
Reflections in the clothing store: "It's all done with mirrors!"

Introducing hexagonal symmetry $D_6 \sim C_{6v}$ (Resulting for $m_1/m_2=3$)

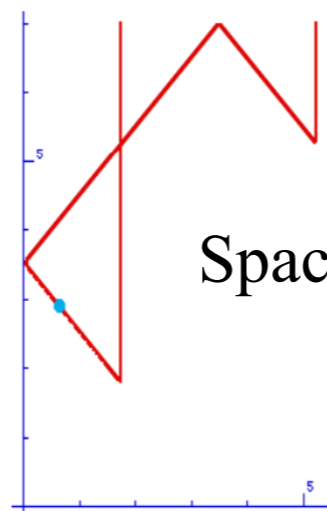
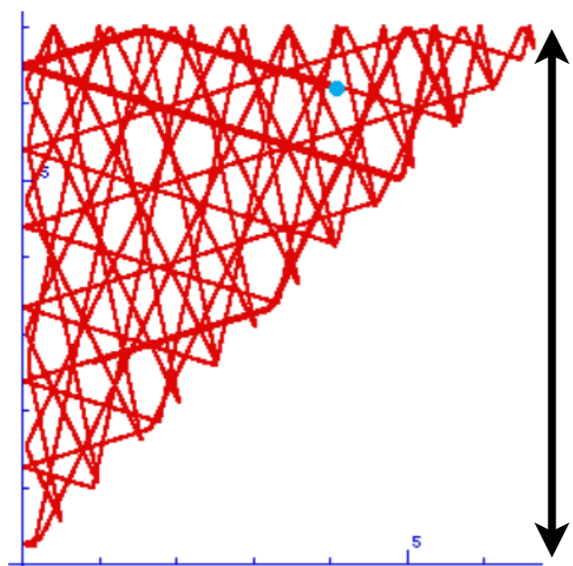
Group multiplication and product table

 *Classical collision paths with $D_6 \sim C_{6v}$ (Resulting from $m_1/m_2=3$)*

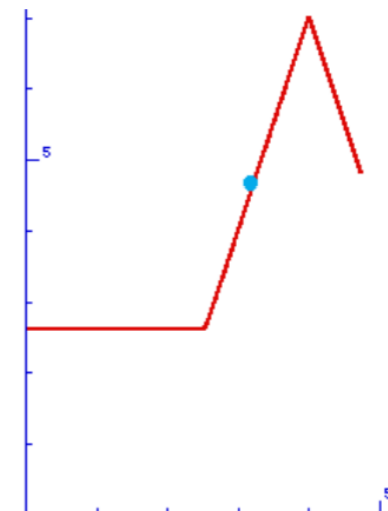
Other not-so-symmetric examples: $m_1/m_2=4$ and $m_1/m_2=7$



*Collisions for
mass ratio
 $m_1:m_2=3:1$*

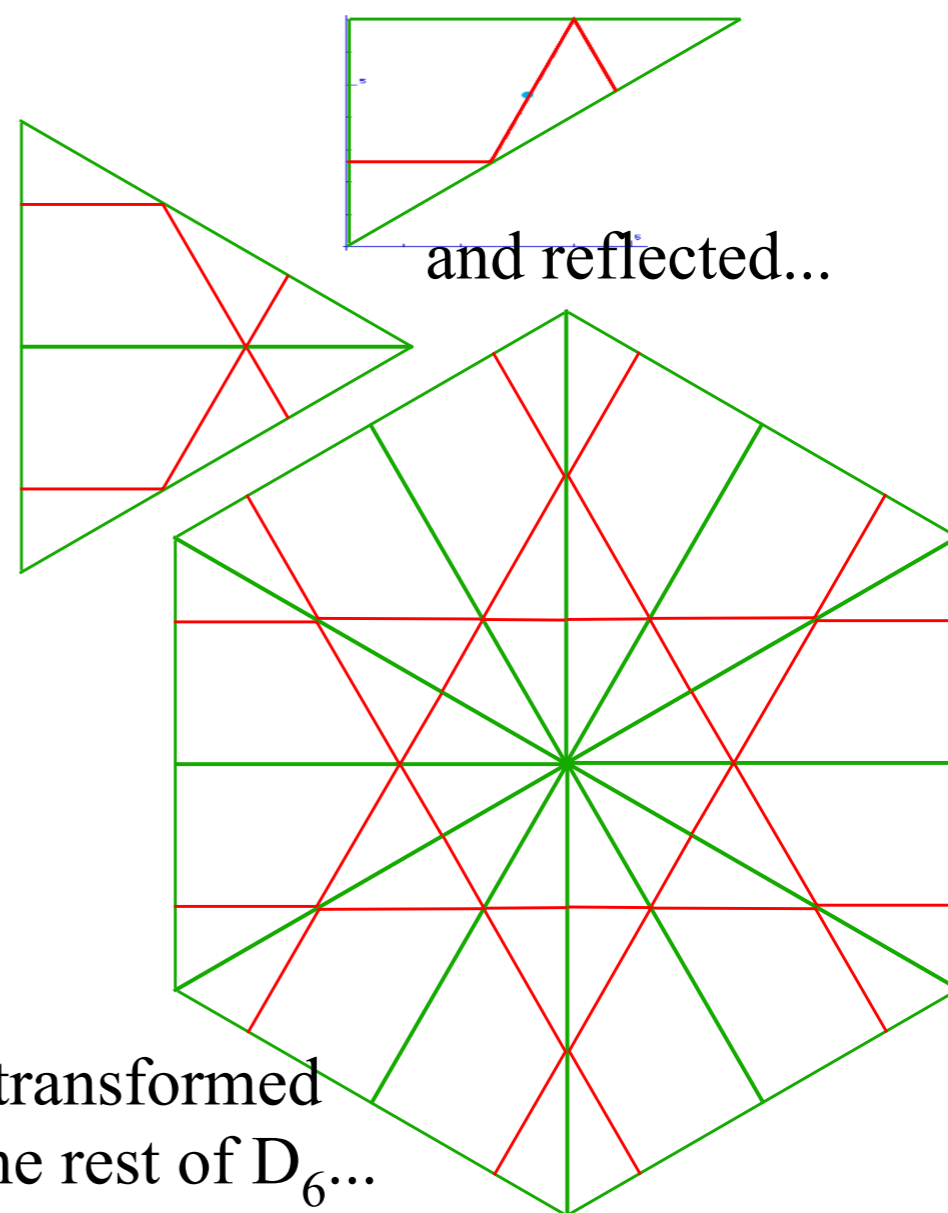
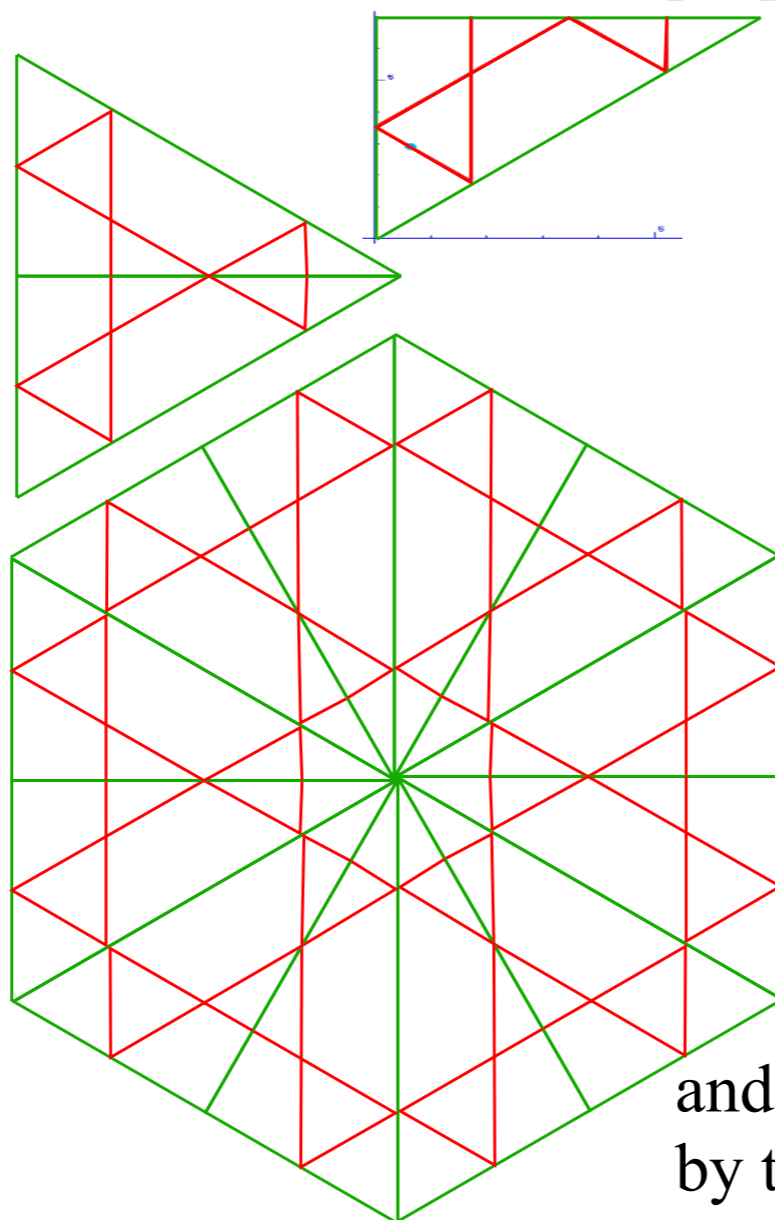
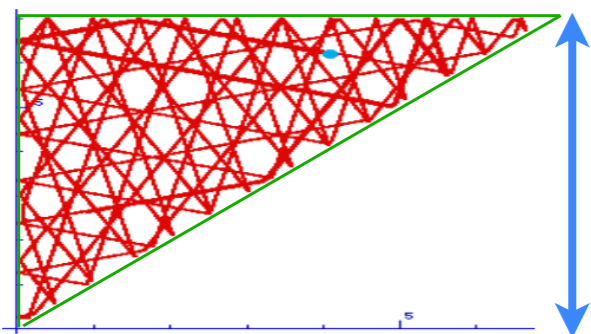


Space-space (y_1, y_2) paths



Space-space (y_1, y_2) paths scaled down by $1/\sqrt{3}$...

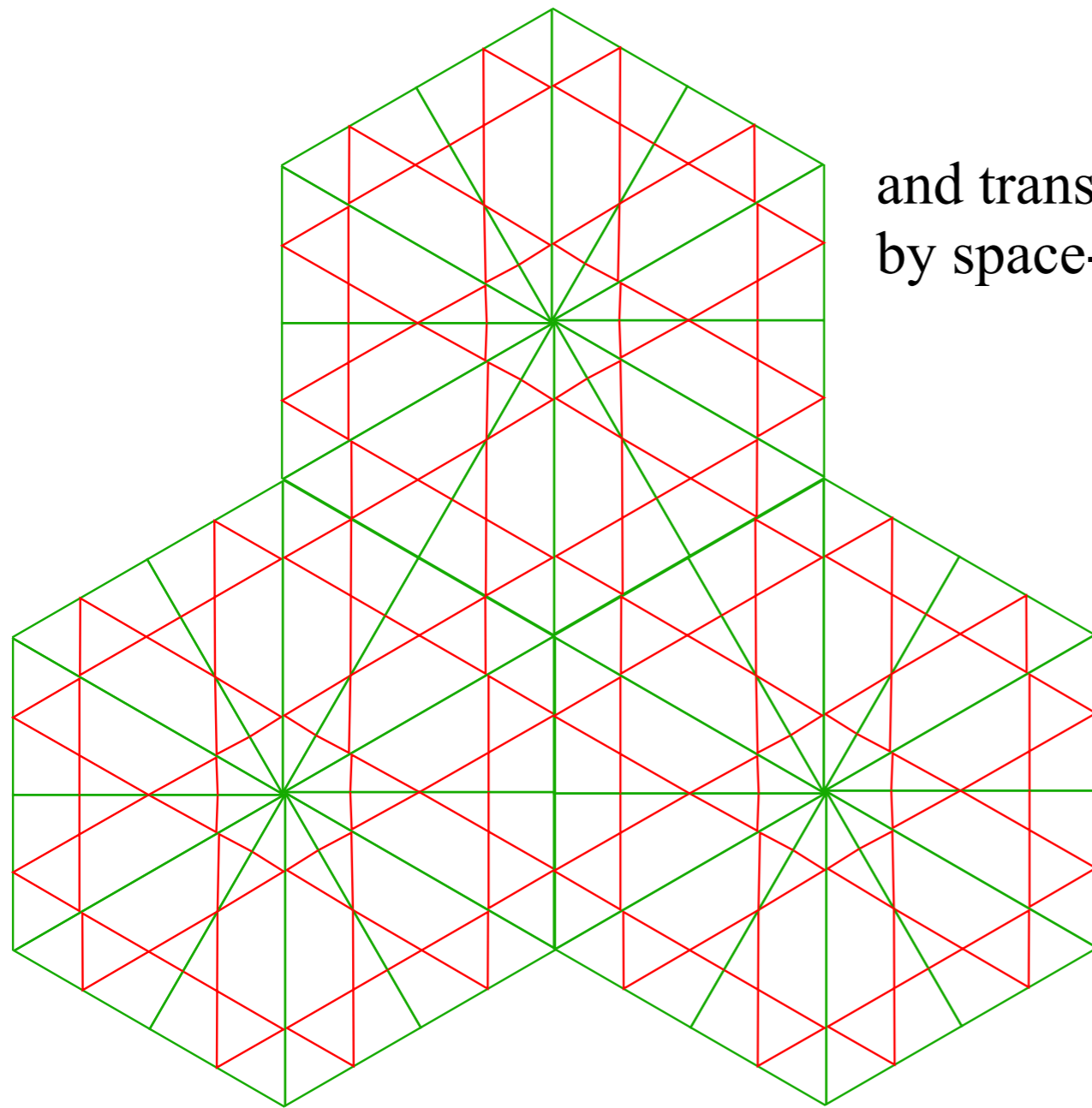
*Scaled y down by
 $1/\sqrt{3}=0.577$*



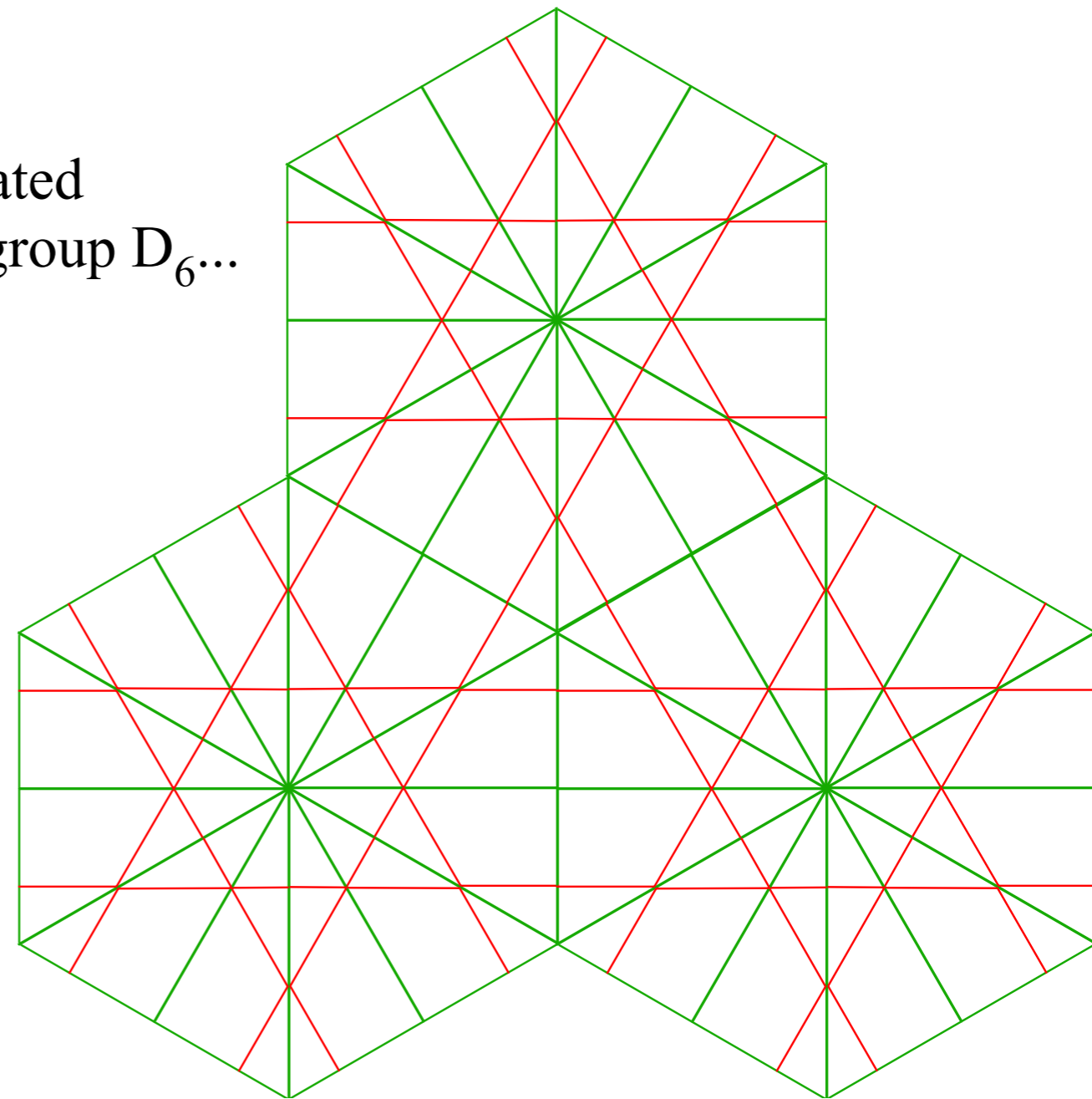
and reflected...

and transformed
by the rest of D_6 ...

*..or could have scaled x up by
 $\sqrt{3}=1.732$*



and translated
by space-group D_6 ...



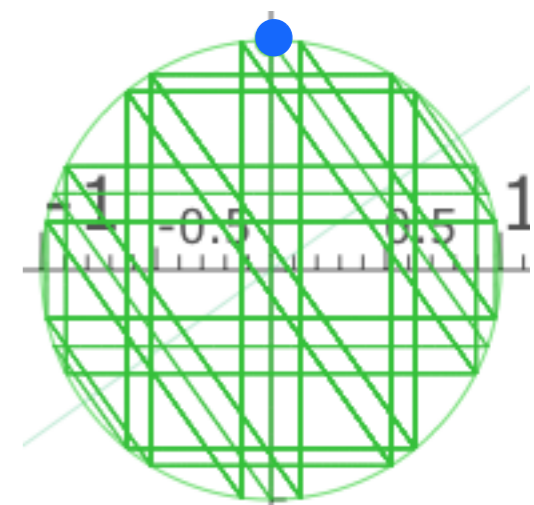
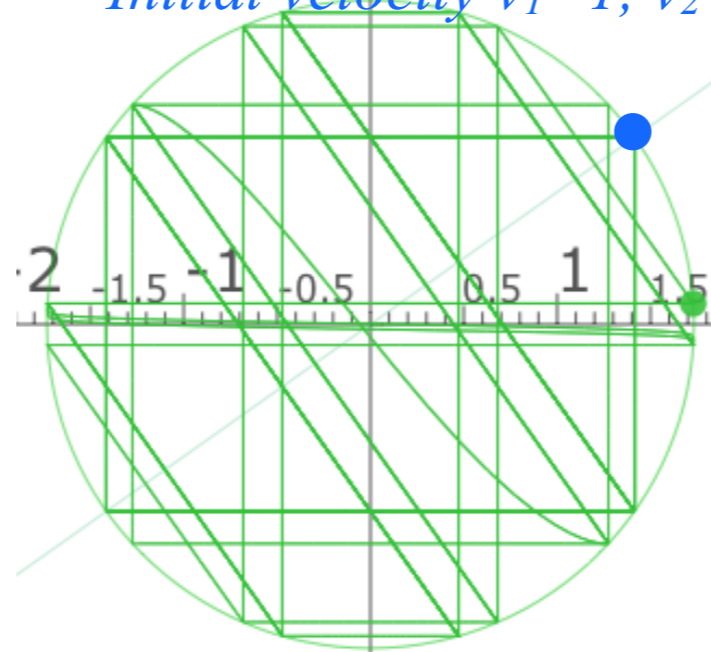
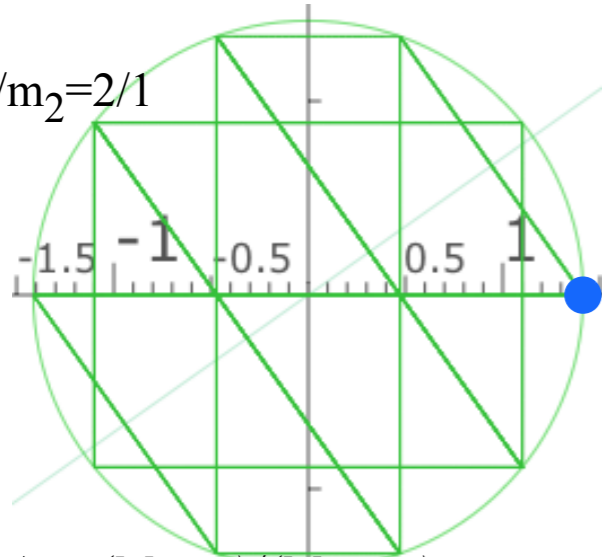
...they're just straight lines going forever.

Initial velocity $v_1=1, v_2=0$

Initial velocity $v_1=1, v_2=1$

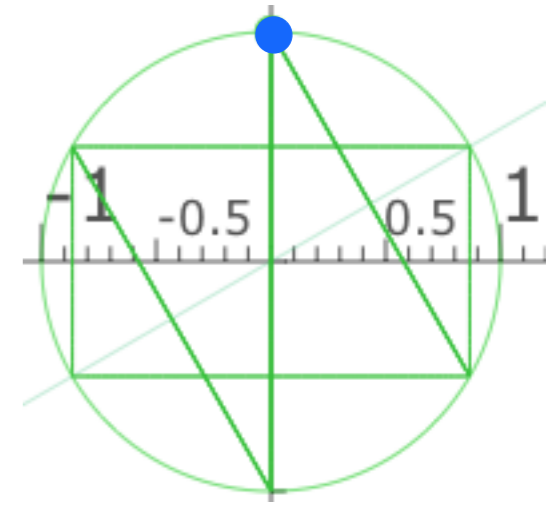
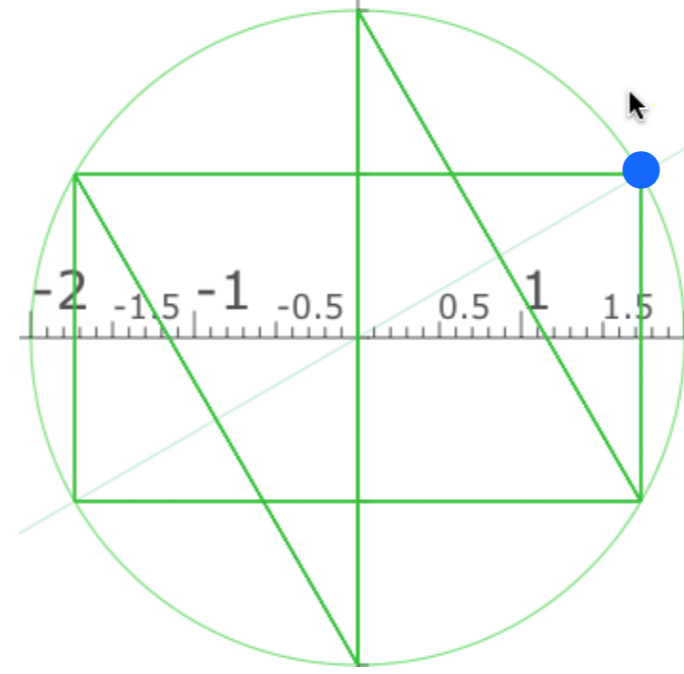
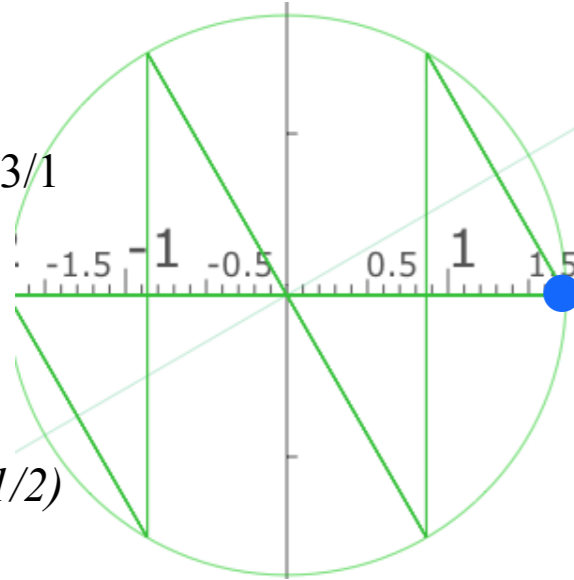
Initial velocity $v_1=0, v_2=1$

$M_1/m_2=2/1$



$\phi = \text{Acos}(M_1-m_2)/(M_1+m_2)$
 $= \text{Acos}(1/3) = 70.53^\circ$

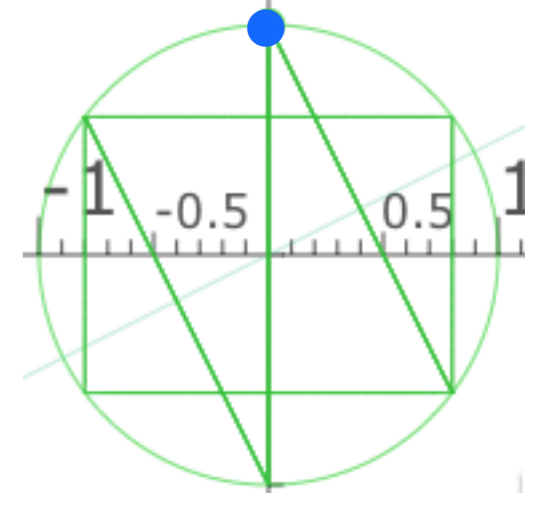
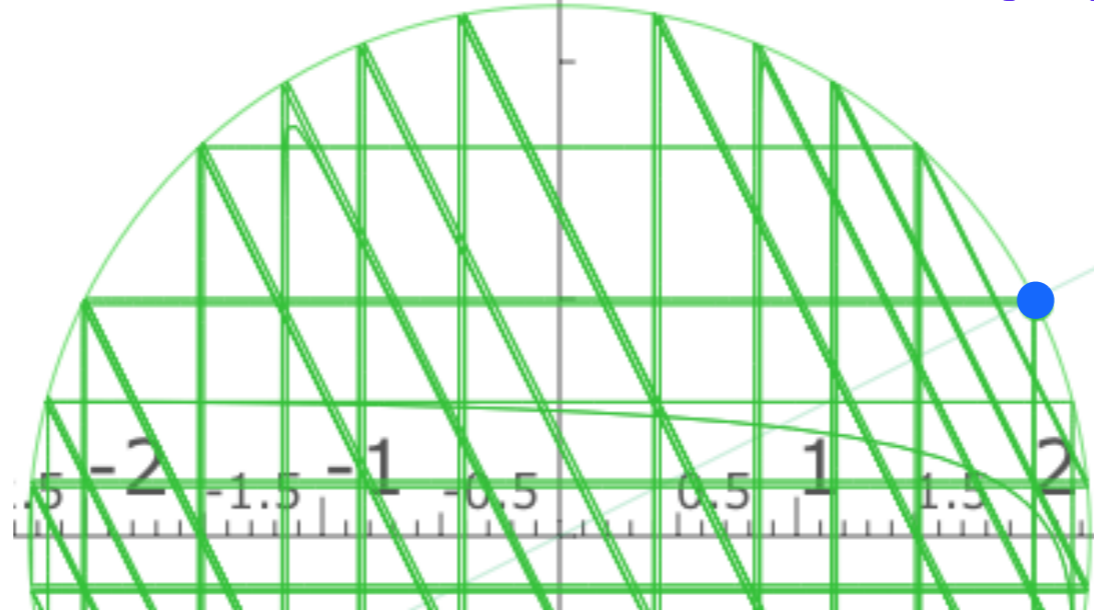
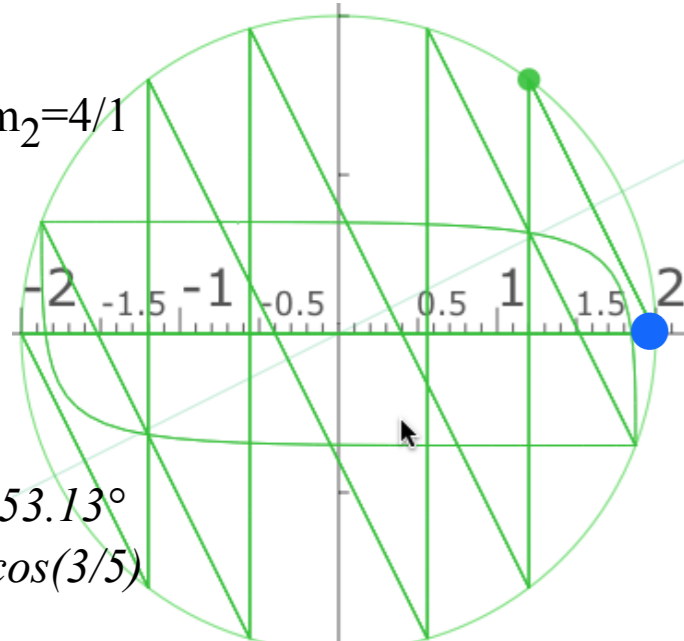
$M_1/m_2=3/1$



$\phi = 60^\circ$
 $= \text{Acos}(1/2)$

Collisions for mass ratio $m_1:m_2=3:1$

$M_1/m_2=4/1$



$\phi = 53.13^\circ$
 $= \text{Acos}(3/5)$

Ellipse rescaling-geometry and reflection-symmetry analysis

Rescaling KE ellipse to circle

How this relates to Lagrangian, l'Etrangian, and Hamiltonian mechanics later on

Reflections in the clothing store: "It's all done with mirrors!"

Introducing hexagonal symmetry $D_6 \sim C_{6v}$ (Resulting for $m_1/m_2=3$)

Group multiplication and product table

Classical collision paths with $D_6 \sim C_{6v}$ (Resulting from $m_1/m_2=3$)

Other not-so-symmetric examples: $m_1/m_2=4$ and $m_1/m_2=7$



Geometric "Integration" (Converting Velocity data to Spacetime)

Kinetic Energy Ellipse

$$KE = \frac{1}{2} M_1 V_1^2 + \frac{1}{2} M_2 V_2^2 = \frac{7}{2} + \frac{1}{2} = 4$$

$$1 = \frac{V_1^2}{2KE / M_1} + \frac{V_2^2}{2KE / M_2} = \frac{x_1^2}{a_1^2} + \frac{x_2^2}{a_2^2}$$

Ellipse radius 1

$$a_1 = \sqrt{2KE / M_1}$$

$$= \sqrt{2KE / 7}$$

$$= \sqrt{8/7}$$

$$= 1.07$$

Ellipse radius 2

$$a_2 = \sqrt{2KE / M_2}$$

$$= \sqrt{2KE / 1}$$

$$= \sqrt{8/1}$$

$$= 2.83$$

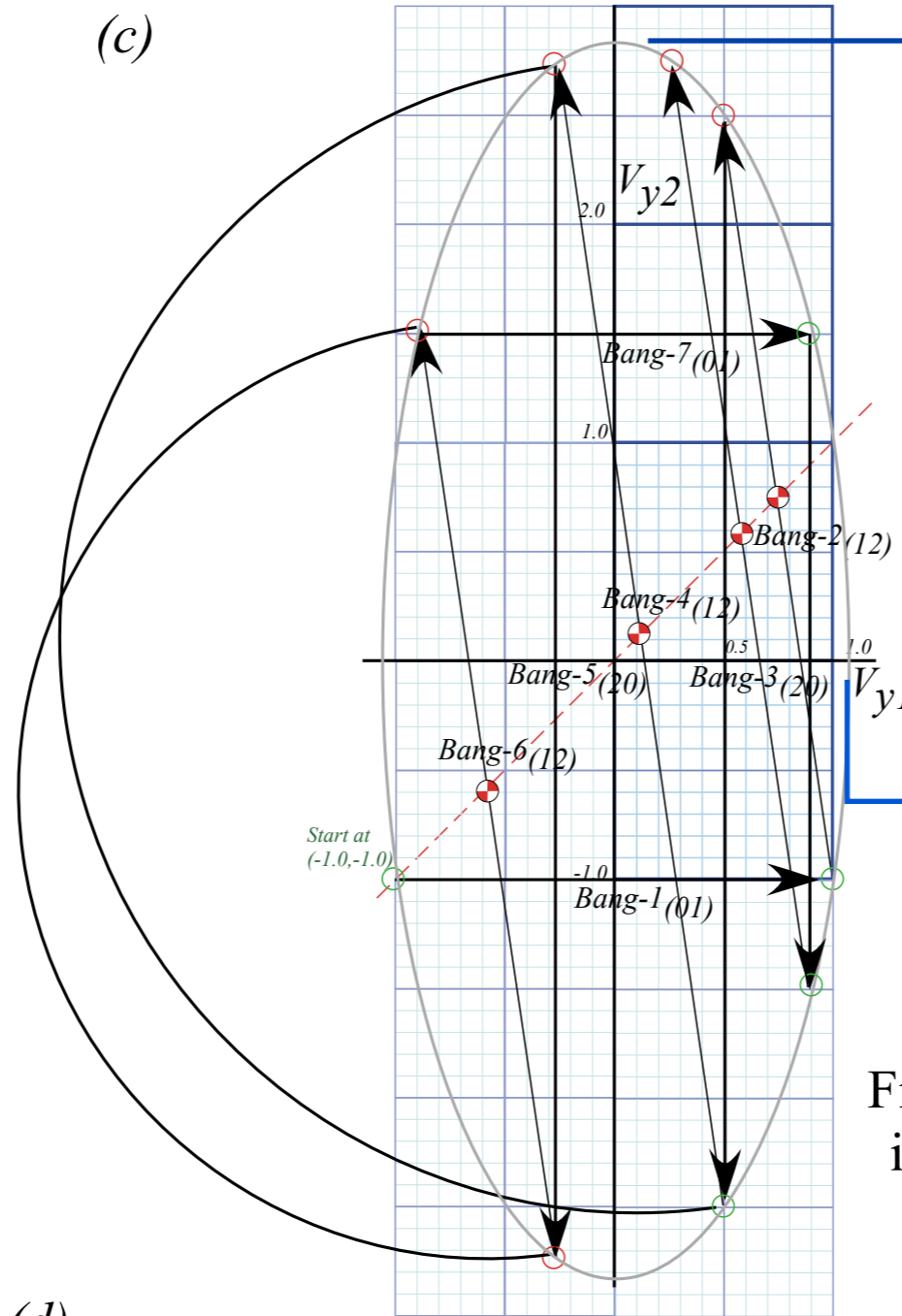
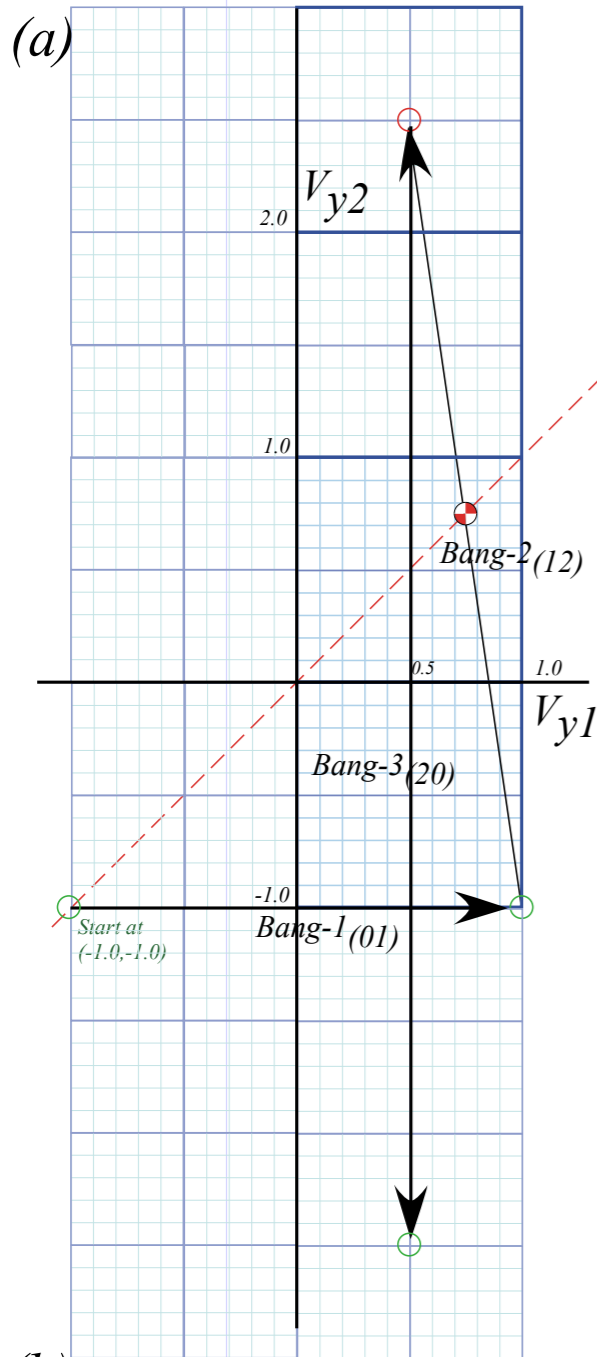
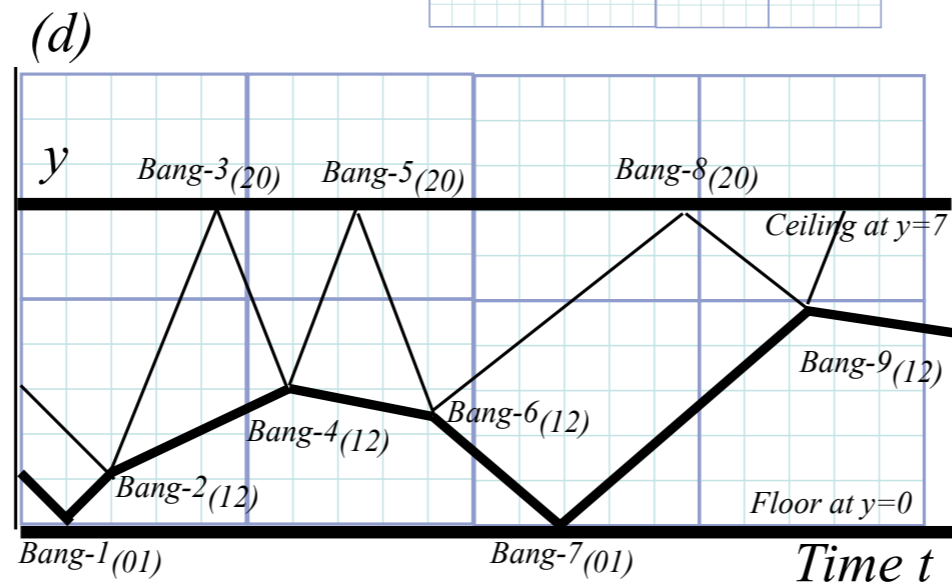
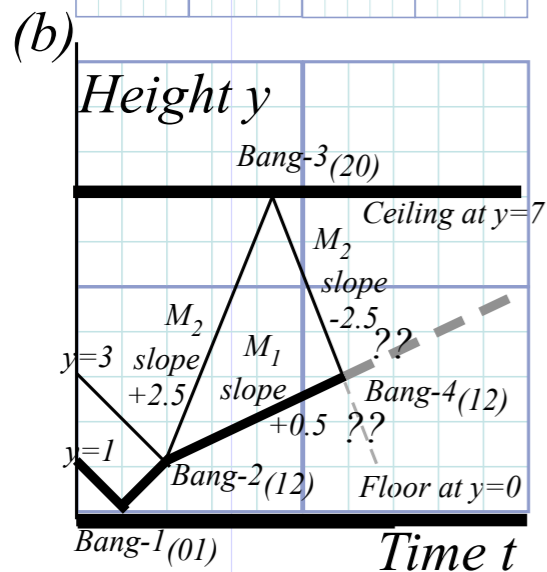


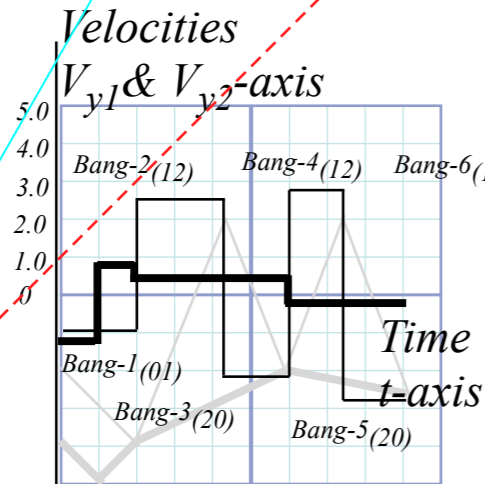
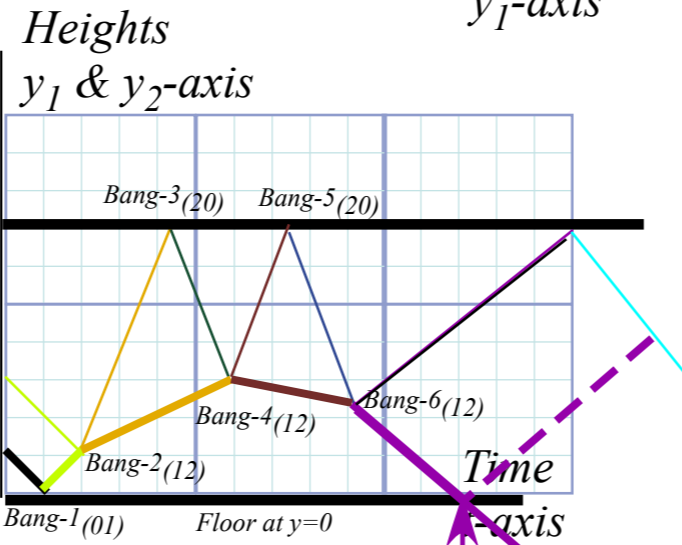
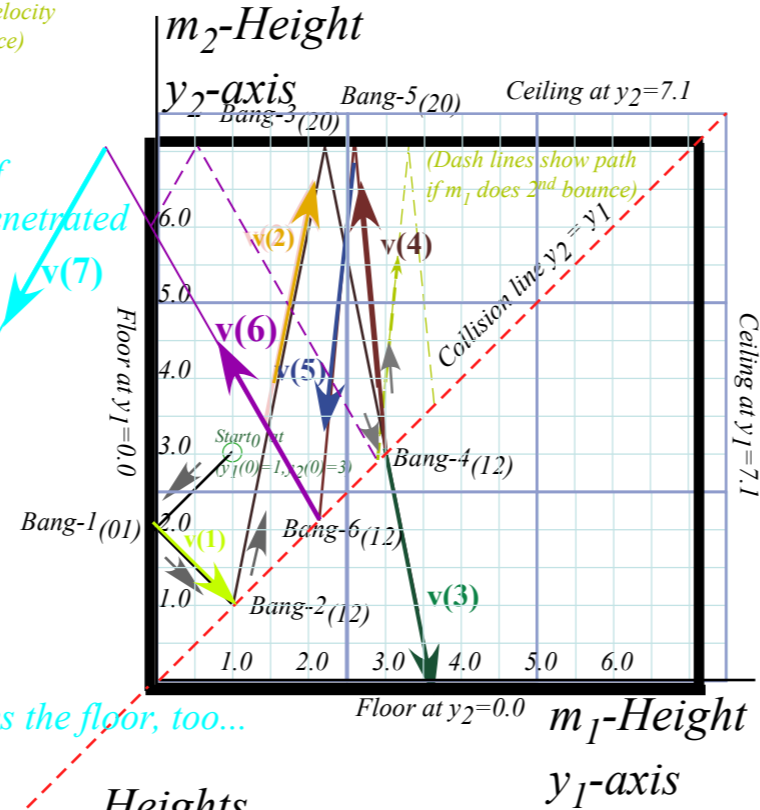
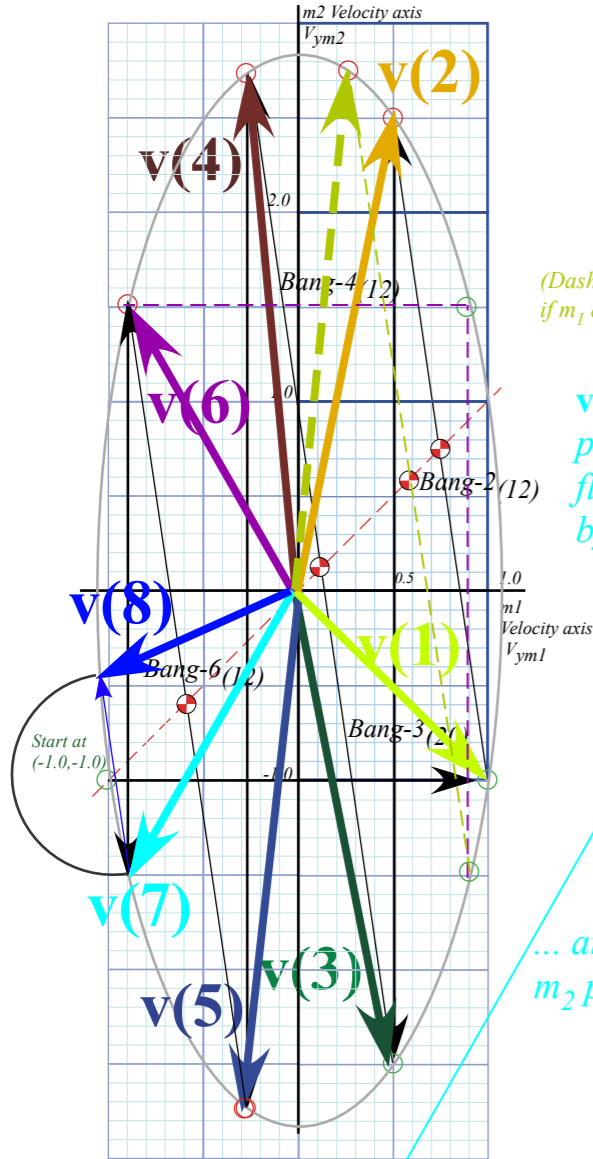
Fig. 4.7a-d
in Unit 1



Collisions for
mass ratio
 $m_1:m_2 = 7:1$

Collisions for mass ratio $m_1:m_2=7:1$

Step-2: Extend $v(2)$ line to ceiling point $y(3)=(?, 7.1)$ and draw Bang-3(20) velocity $v(3)=(1, -1)$ line. (Find $v(3)$ using V-V plot.)
 Step-3: Extend $v(3)$ line to collision point $y(4)=(?, ?)$ and draw Bang-4(12) velocity $v(4)=(0.5, 2.5)$. (Find $v(4)$ using V-V plot.)
 Step-4: Extend $v(4)$ line to ceiling point $y(4)=(?, 7.1)$ and draw Bang-5(20) velocity $v(5)=(1, -1)$ line. (Find $v(5)$ using V-V plot.)
 Step-5: Extend $v(5)$ line to collision point $y(6)=(?, ?)$ and draw Bang-6(12) velocity $v(6)=(0.5, 2.5)$. (Find $v(6)$ using V-V plot.)



“GameOver collision” occurs way down here!

floor is penetrated by m_1 .

Ellipse rescaling-geometry and reflection-symmetry analysis

Rescaling KE ellipse to circle

How this relates to Lagrangian, l'Etrangian, and Hamiltonian mechanics later on

Reflections in the clothing store: "It's all done with mirrors!"

Introducing hexagonal symmetry $D_6 \sim C_{6v}$ (Resulting for $m_1/m_2=3$)

Group multiplication and product table

Classical collision paths with $D_6 \sim C_{6v}$ (Resulting from $m_1/m_2=3$)

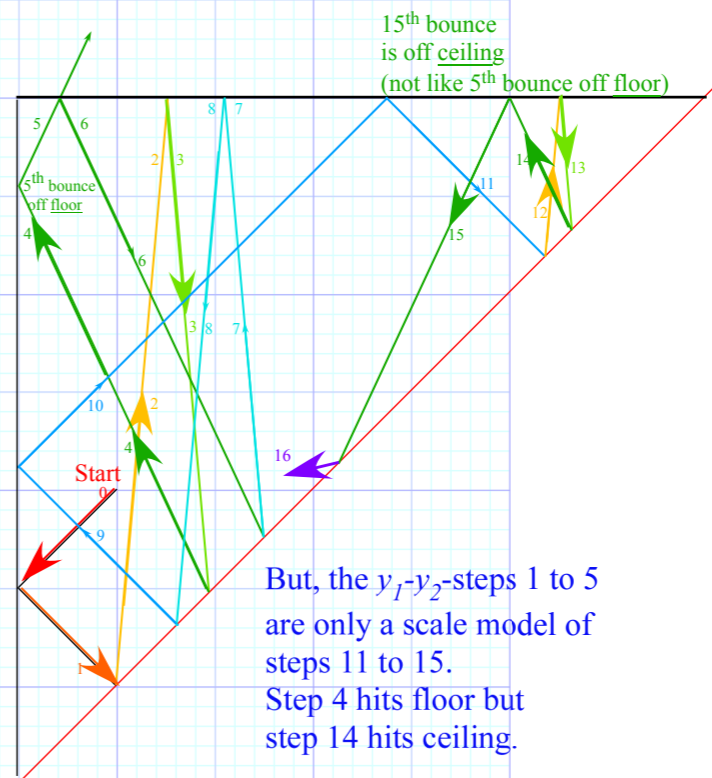
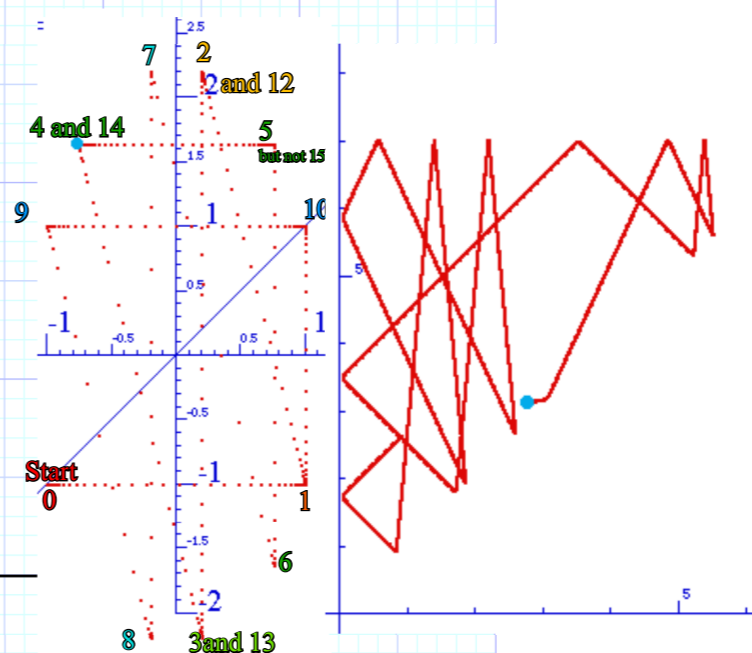
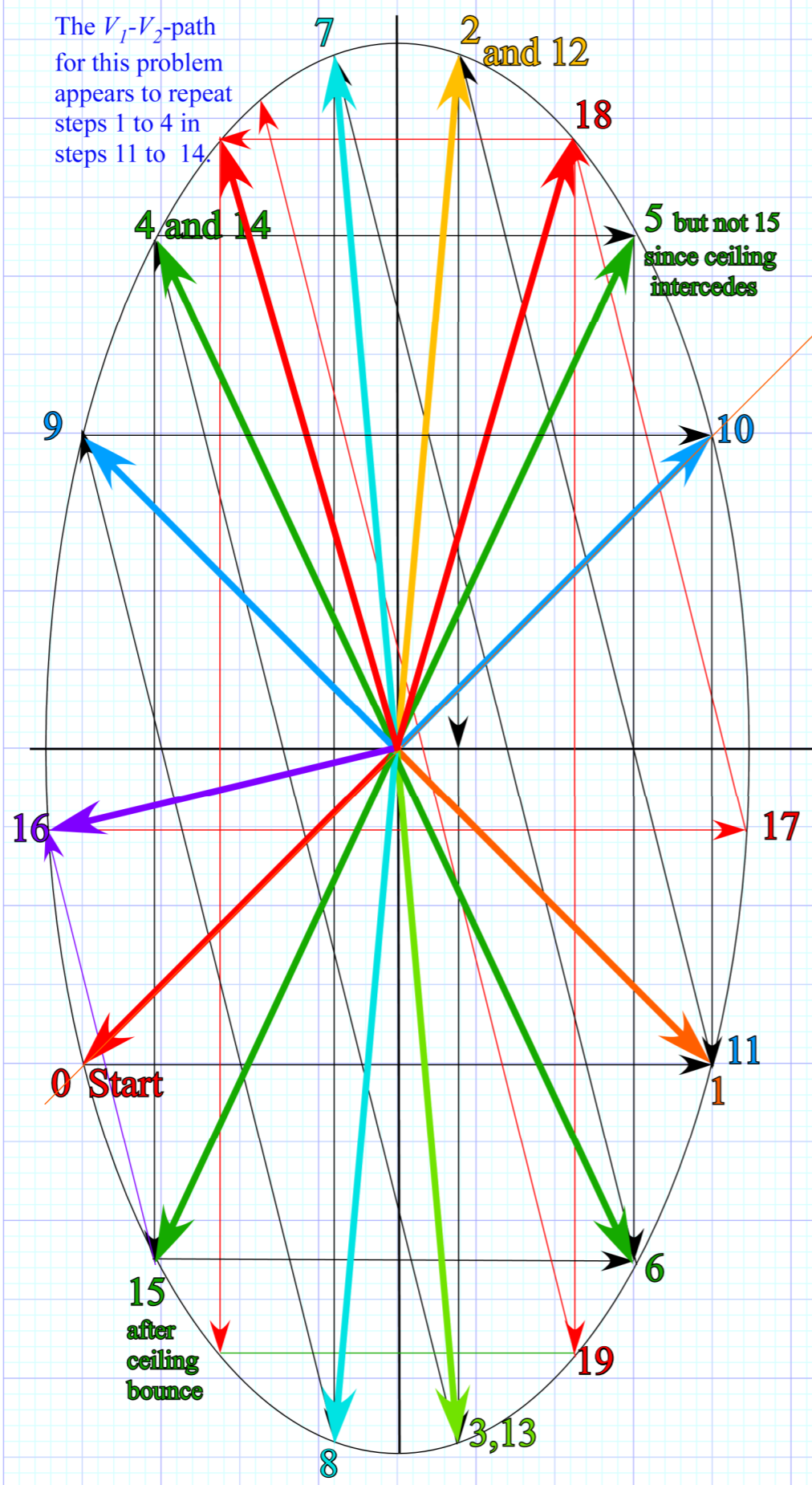
Other not-so-symmetric examples: $m_1/m_2=4$ and $m_1/m_2=7$



First part of Exercise 1.4.1 has pen-ball initial values $v_1(0)=-1=v_2(0)$

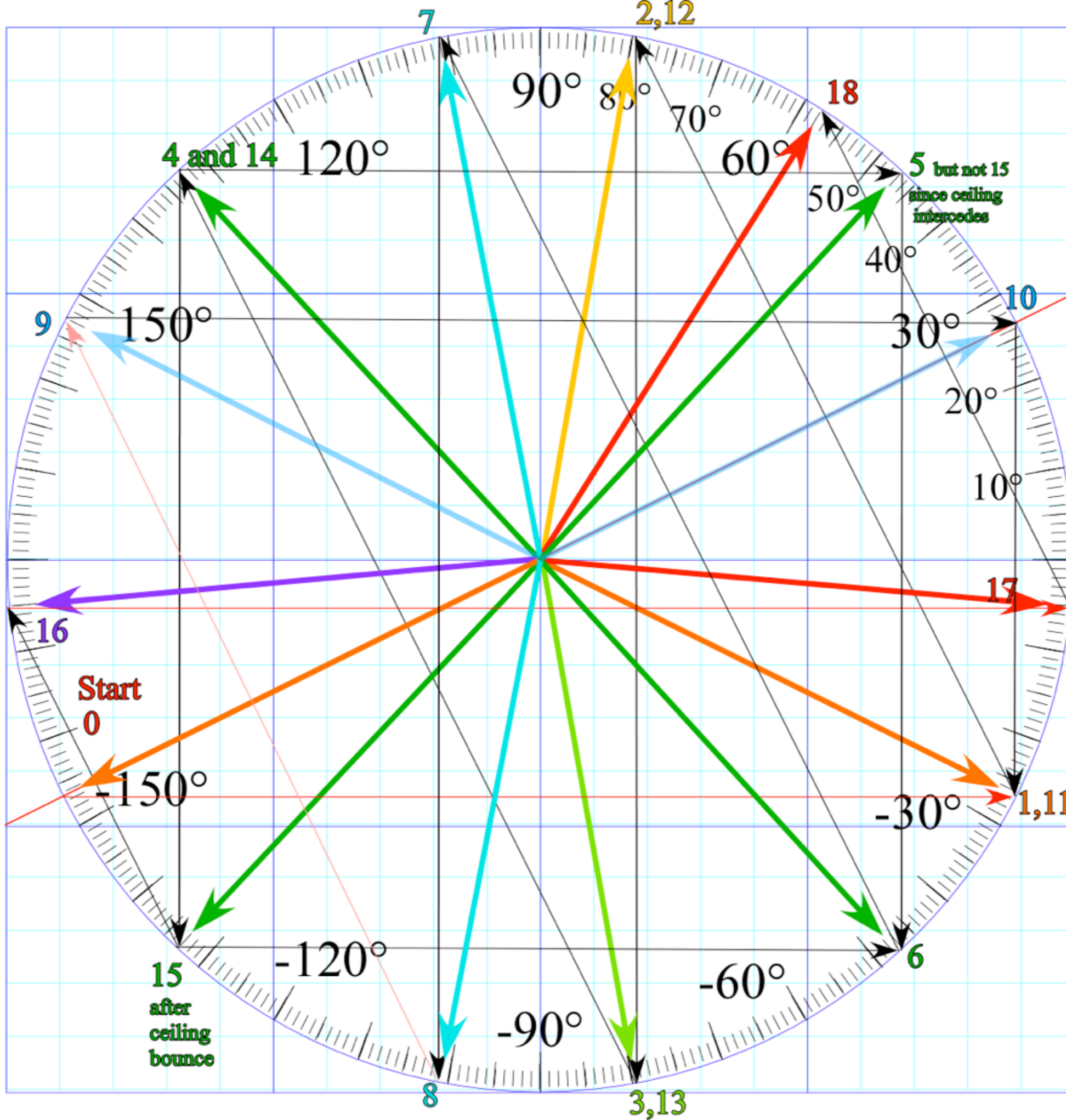
Collisions for mass ratio $m_1:m_2=4:1$

The V_1-V_2 -path for this problem appears to repeat steps 1 to 4 in steps 11 to 14.



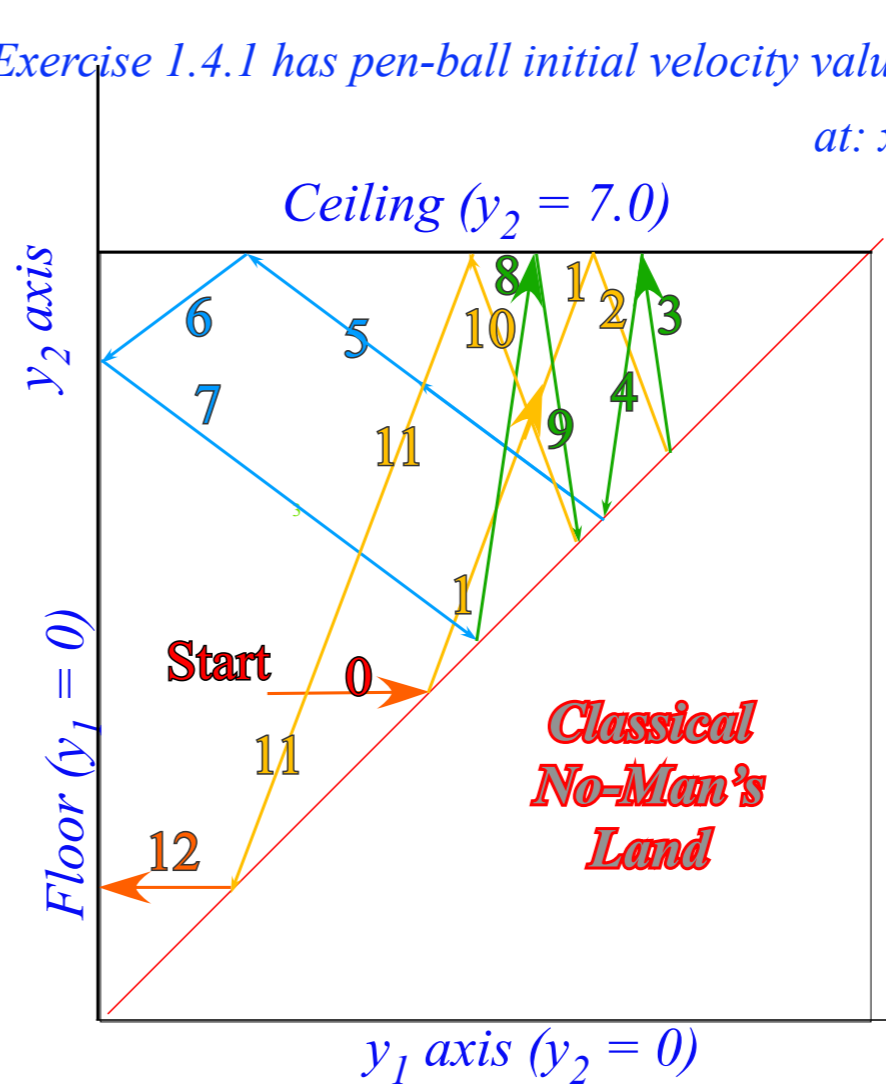
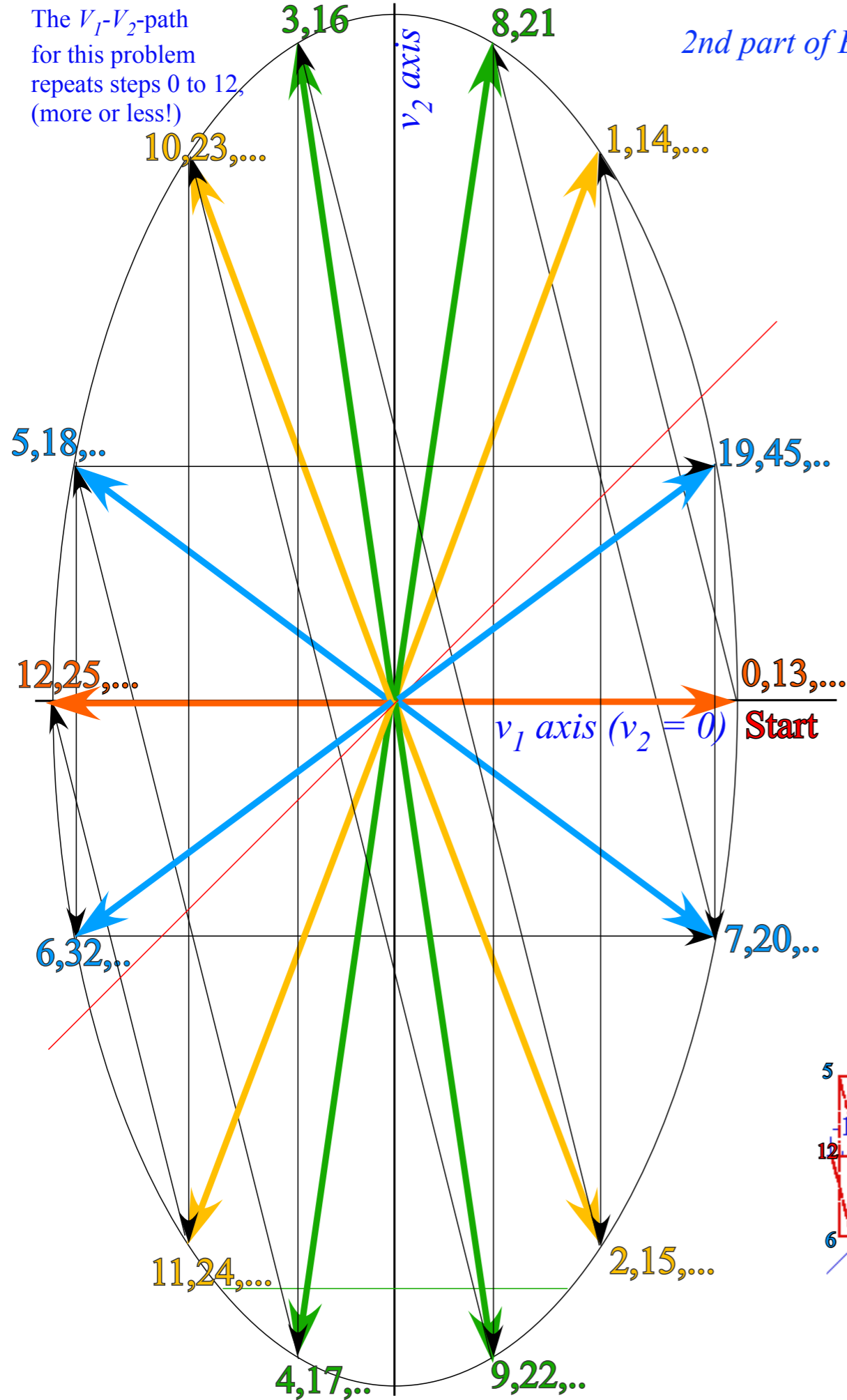
But, the y_1-y_2 -steps 1 to 5 are only a scale model of steps 11 to 15. Step 4 hits floor but step 14 hits ceiling.

*Collisions for
mass ratio
 $m_1:m_2=4:1$*

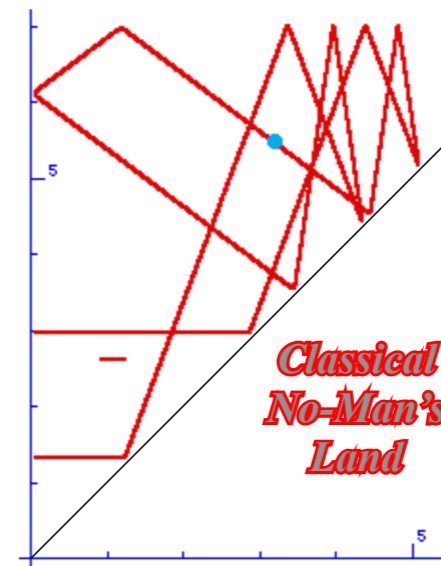
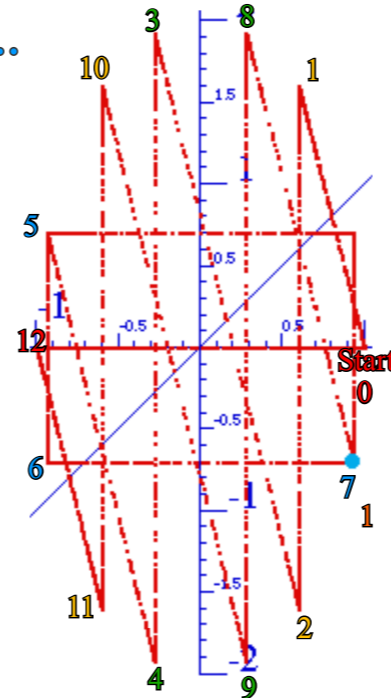


The V_1 - V_2 -path for this problem repeats steps 0 to 12, (more or less!)

2nd part of Exercise 1.4.1 has pen-ball initial velocity values $v_1(0)=1$ and $v_2(0)=0$ at: $x_1(0)=1.5$ and $x_2(0)=3.0$

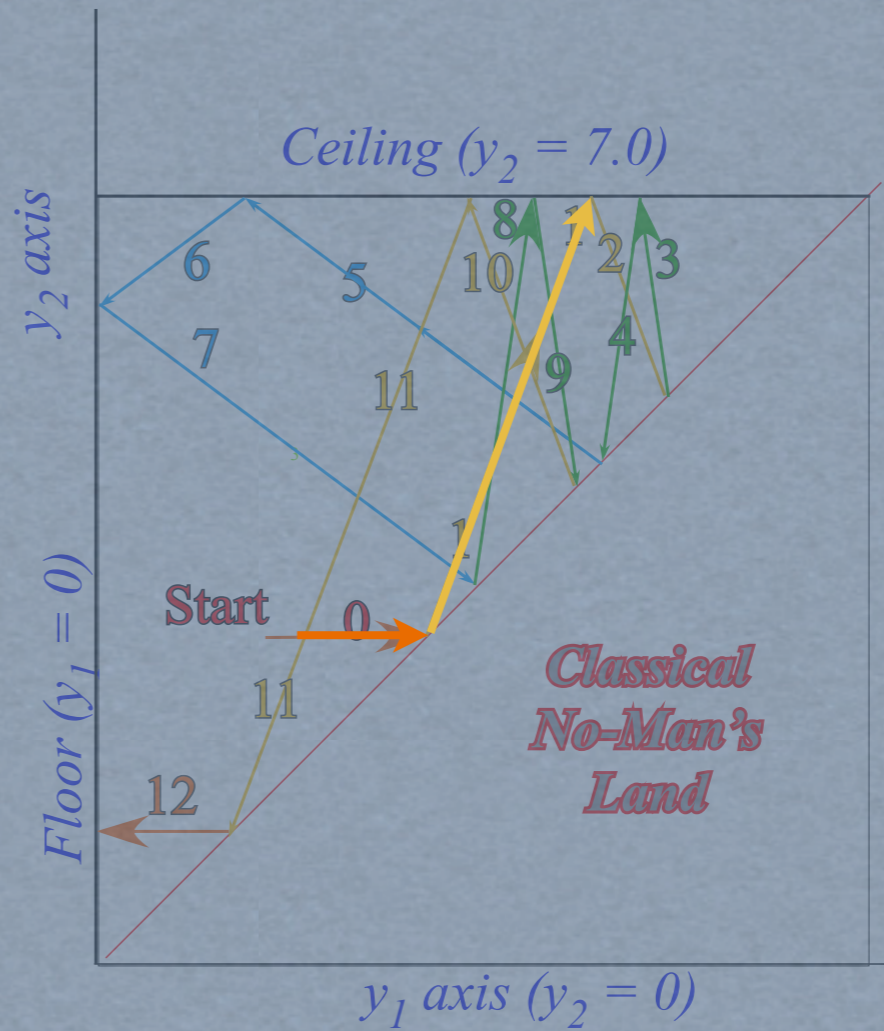
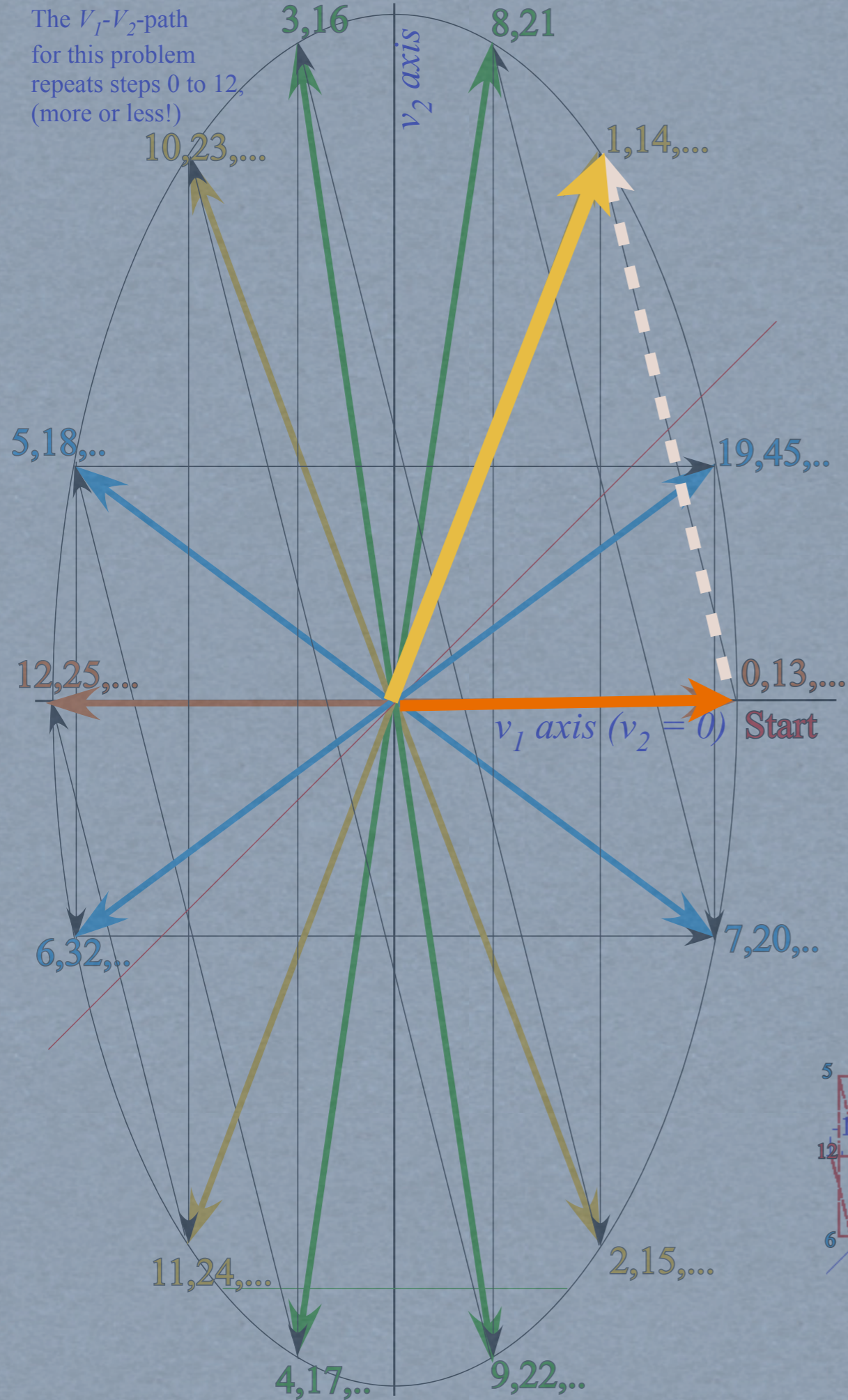


Simulations by *BounceIt*

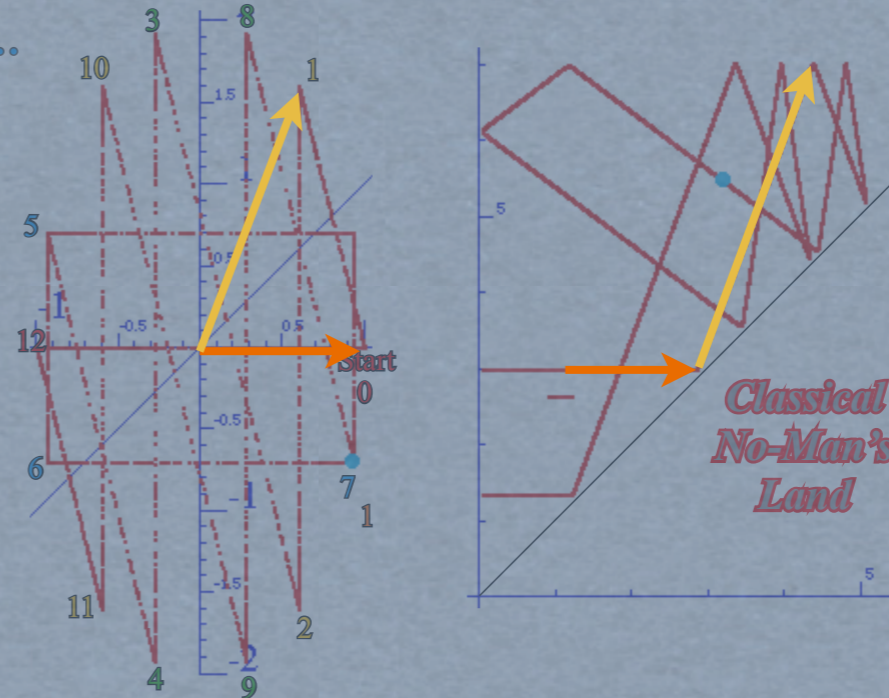


Collisions for mass ratio $m_1:m_2=4:1$

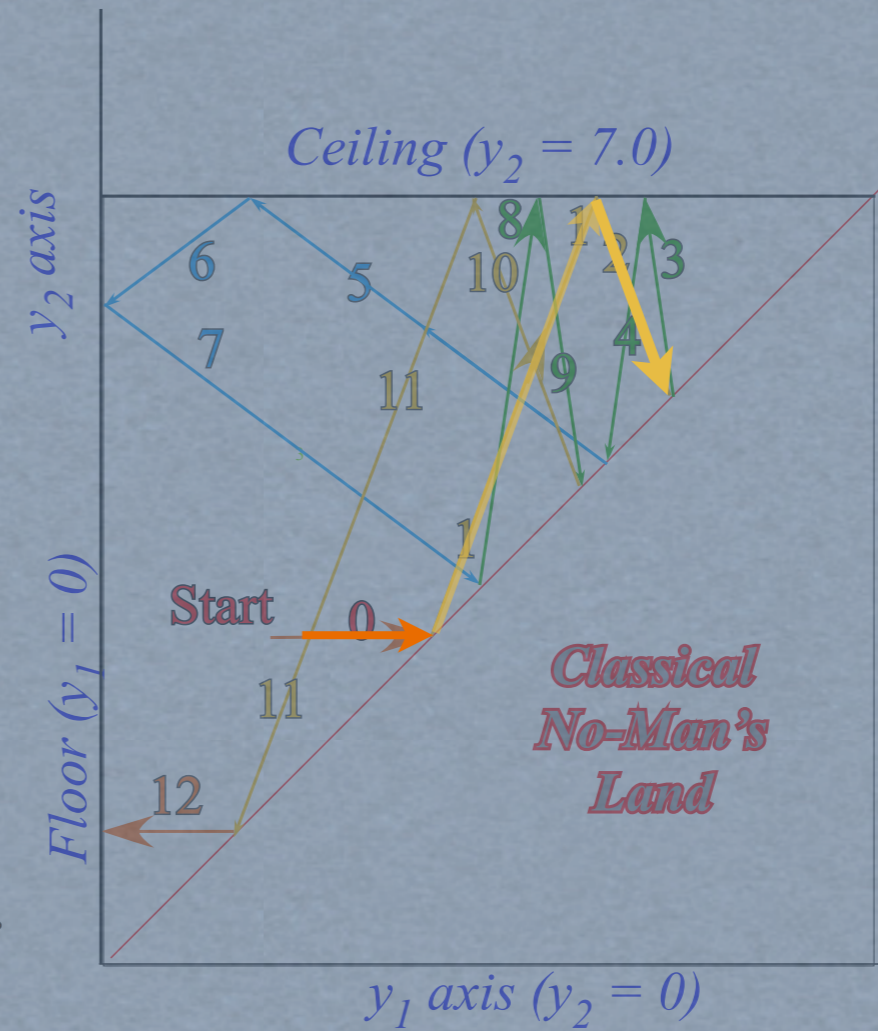
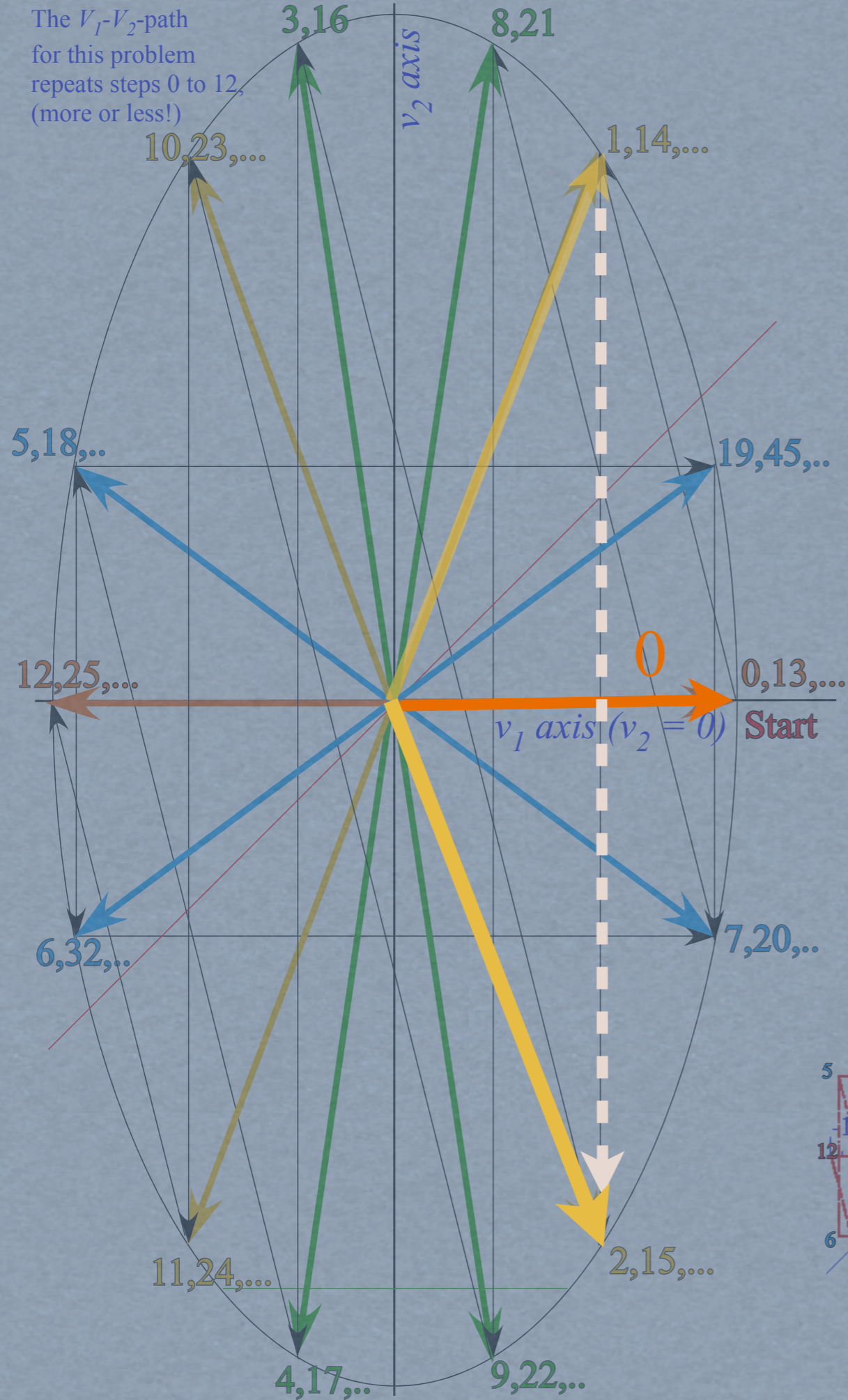
The V_1 - V_2 -path
for this problem
repeats steps 0 to 12,
(more or less!)



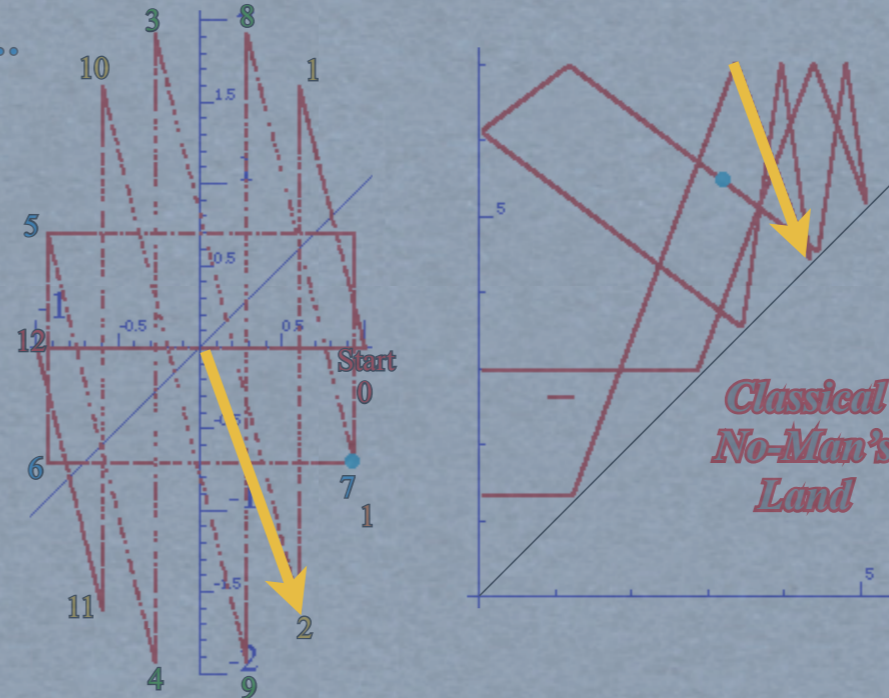
Simulations by *BounceIt*




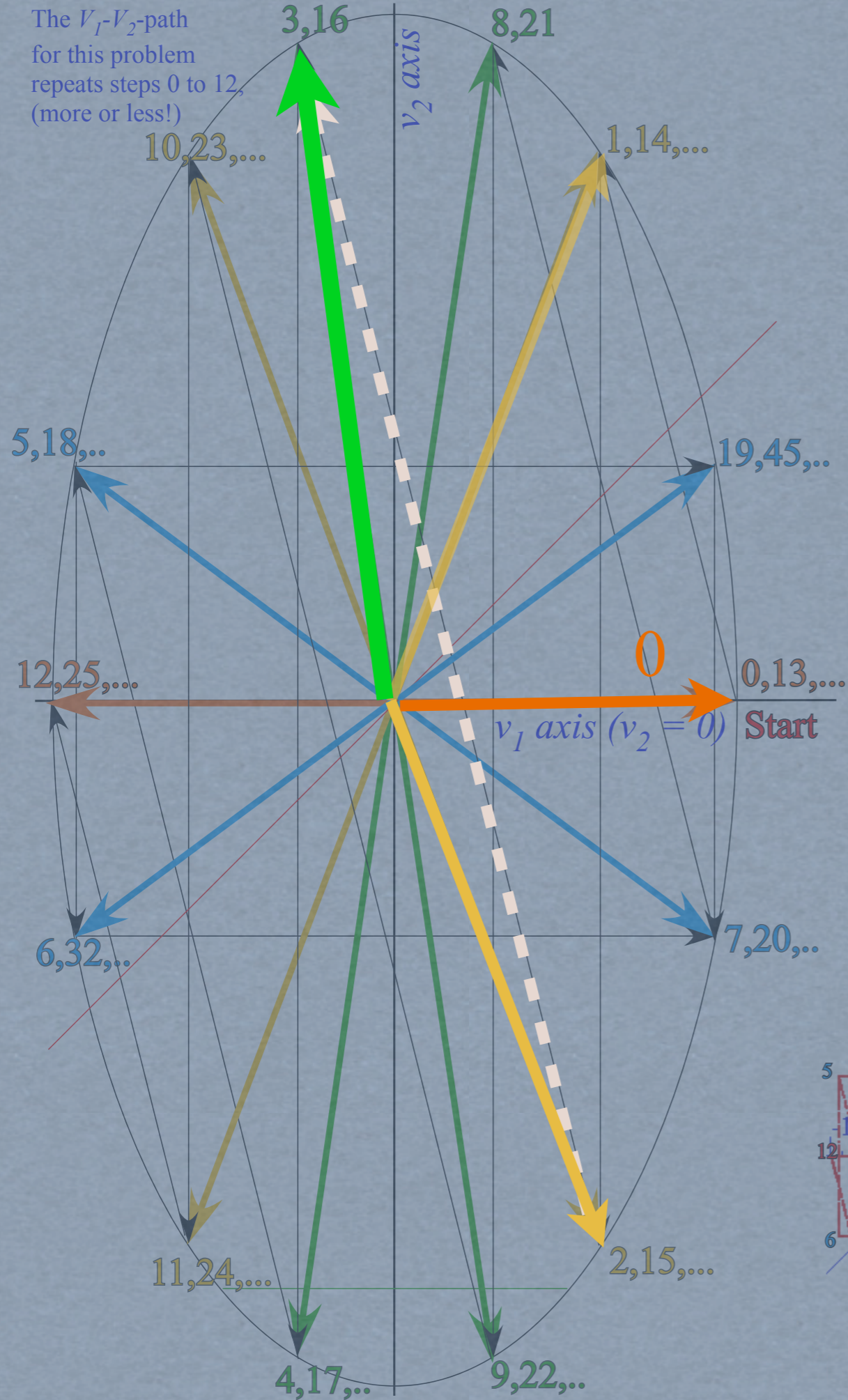
The V_1 - V_2 -path for this problem repeats steps 0 to 12, (more or less!)



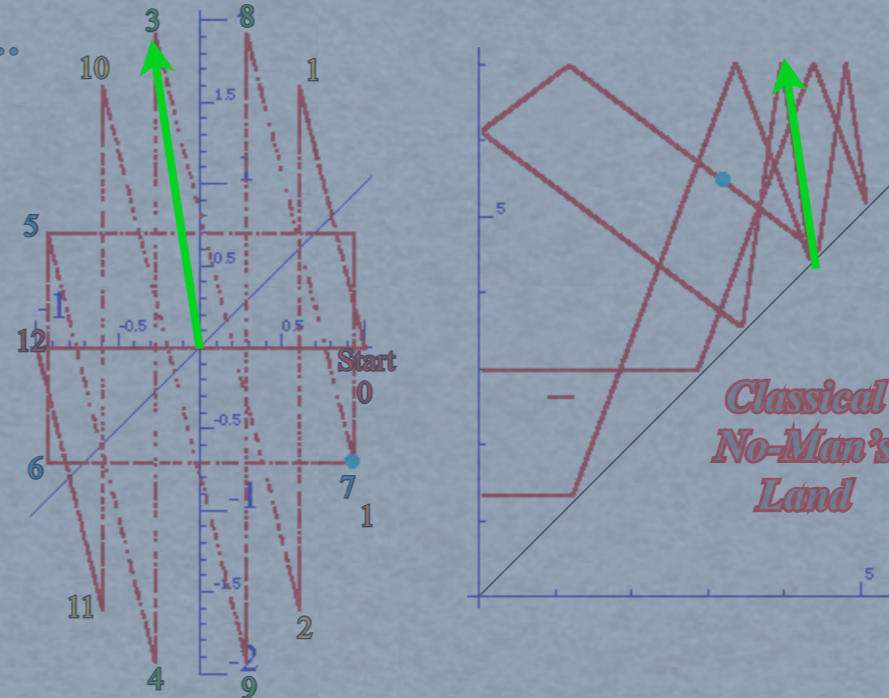
Simulations by *BounceIt*



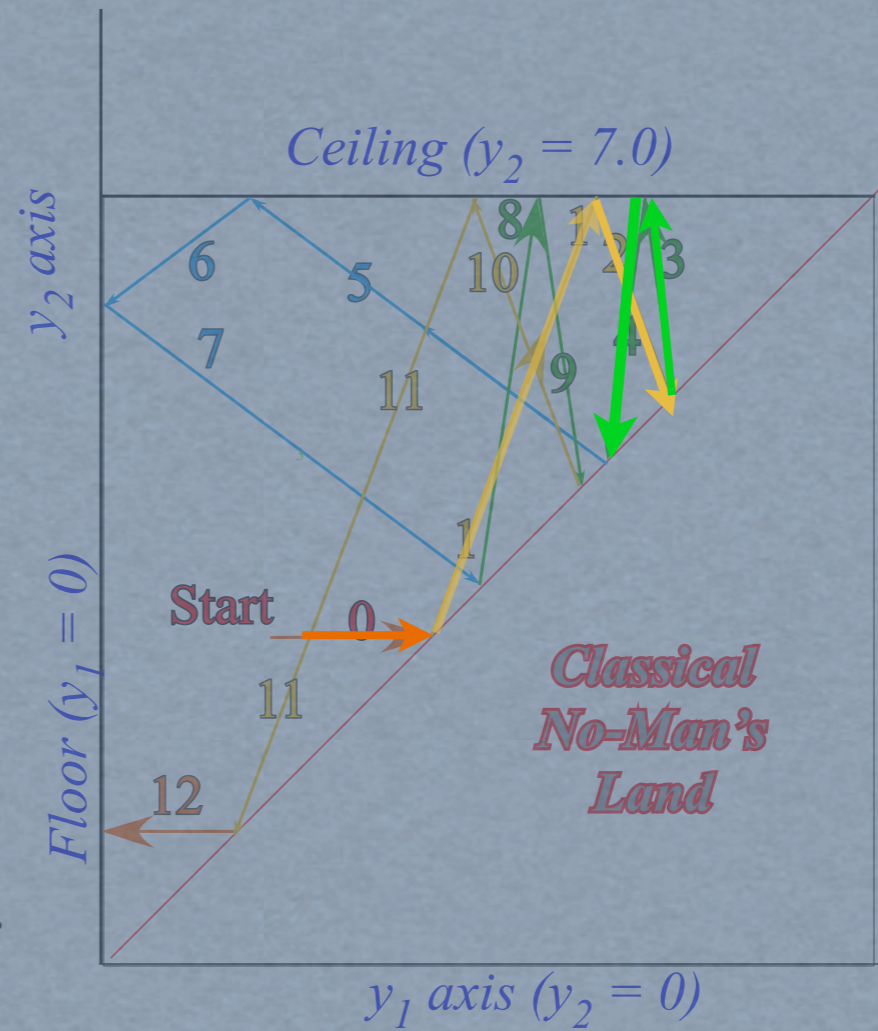
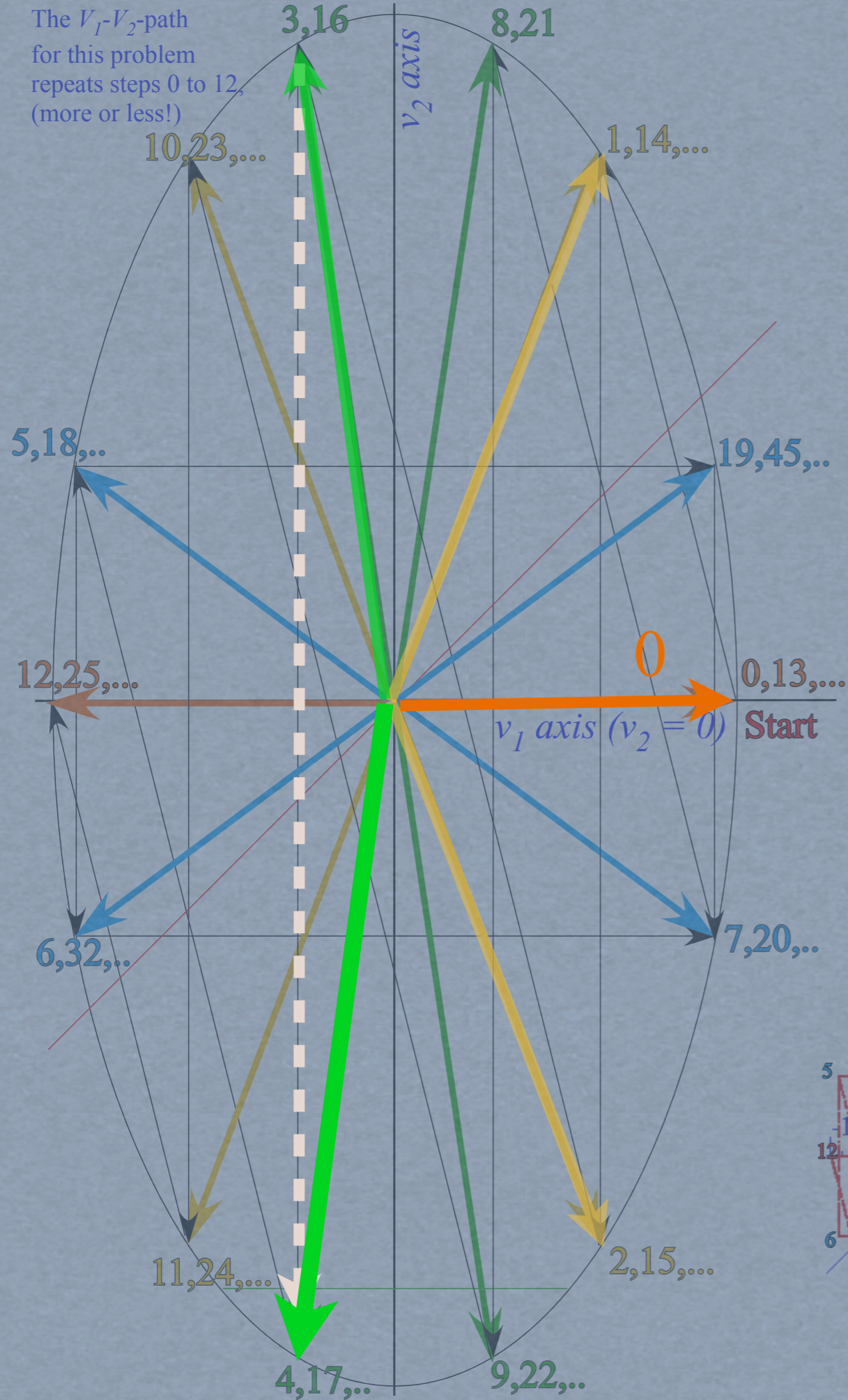
The V_1 - V_2 -path
for this problem
repeats steps 0 to 12,
(more or less!)



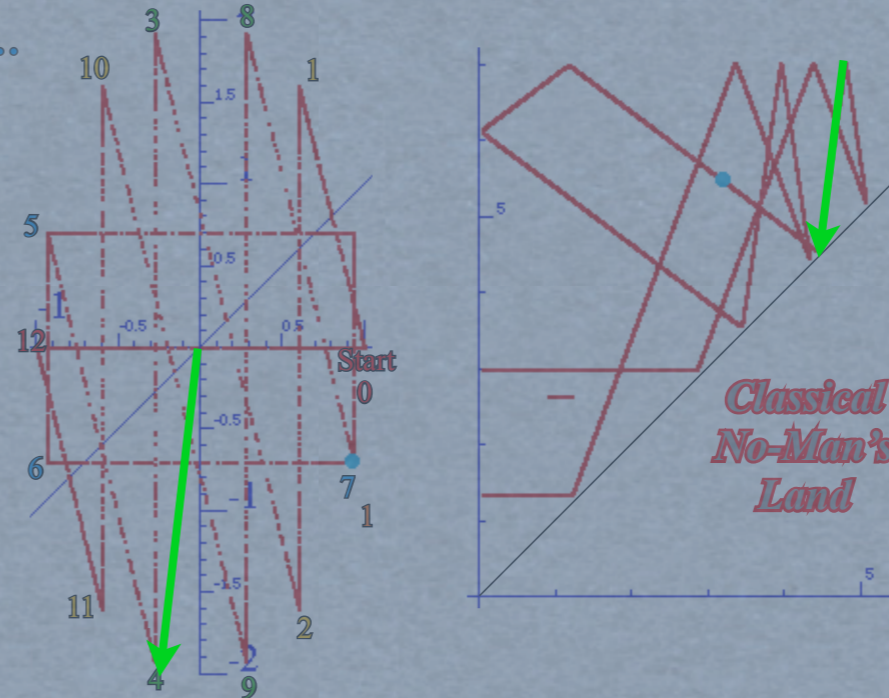
Simulations by *BounceIt*



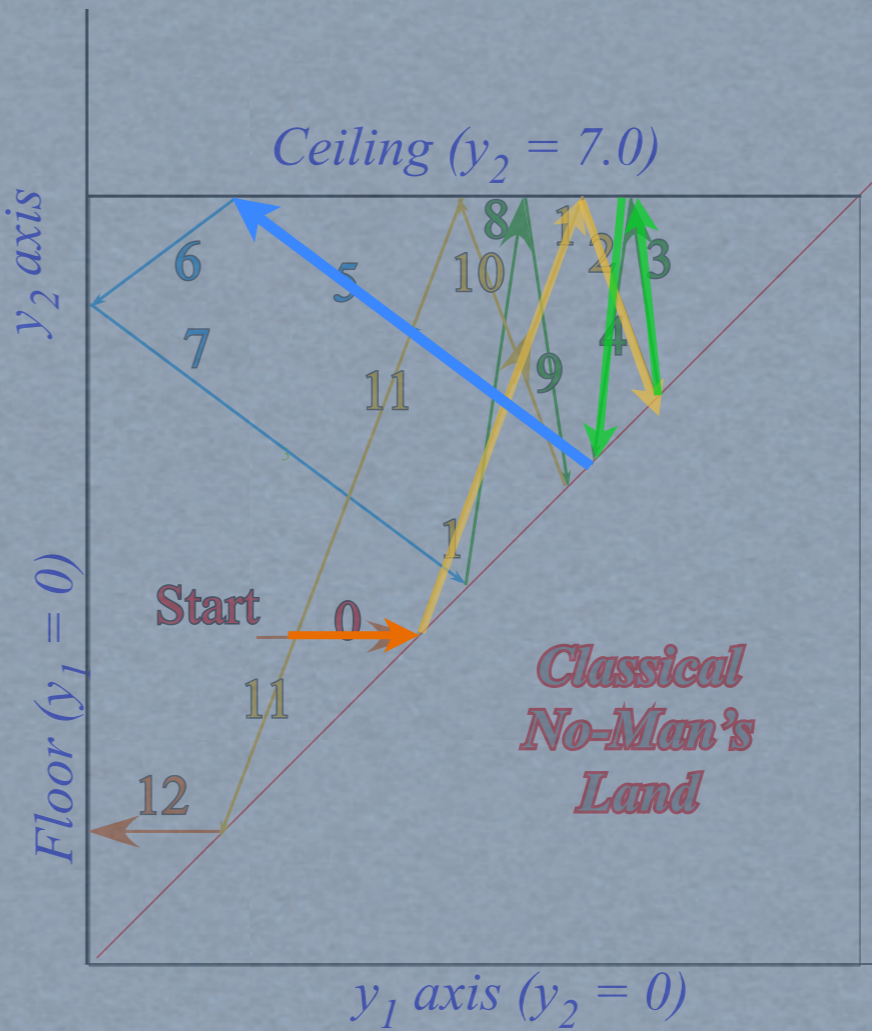
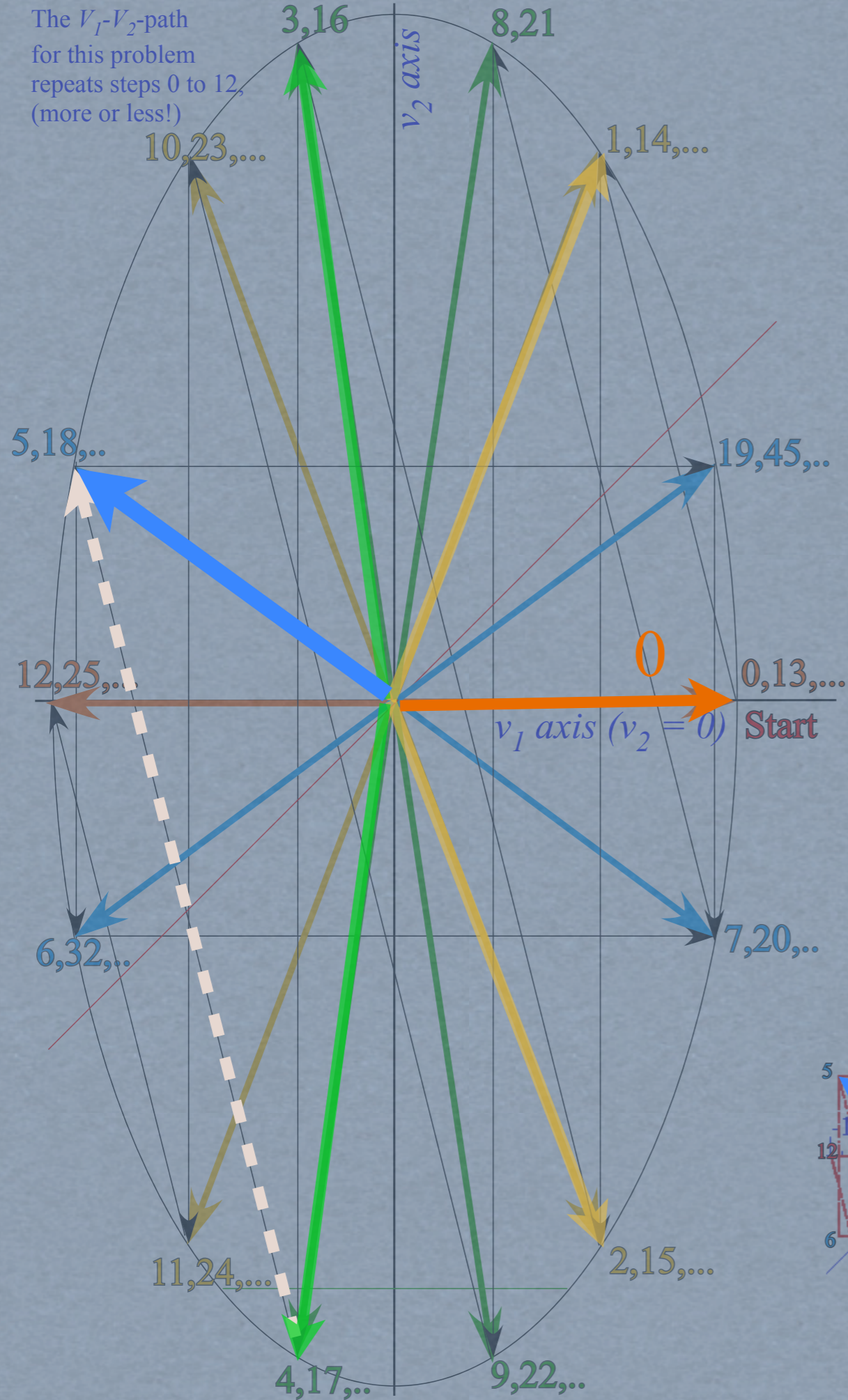
The V_1 - V_2 -path
for this problem
repeats steps 0 to 12,
(more or less!)



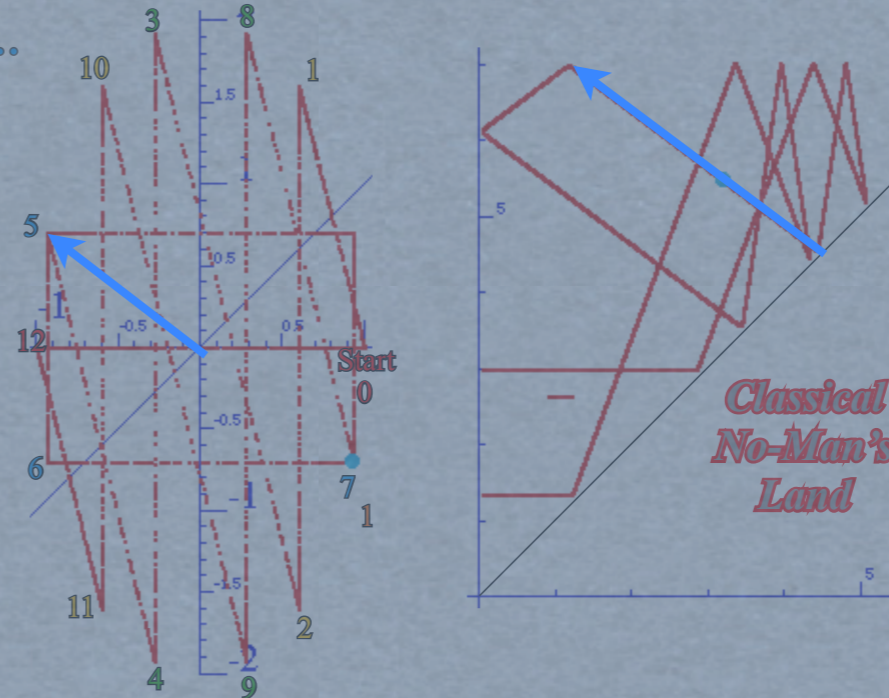
Simulations by *BounceIt*



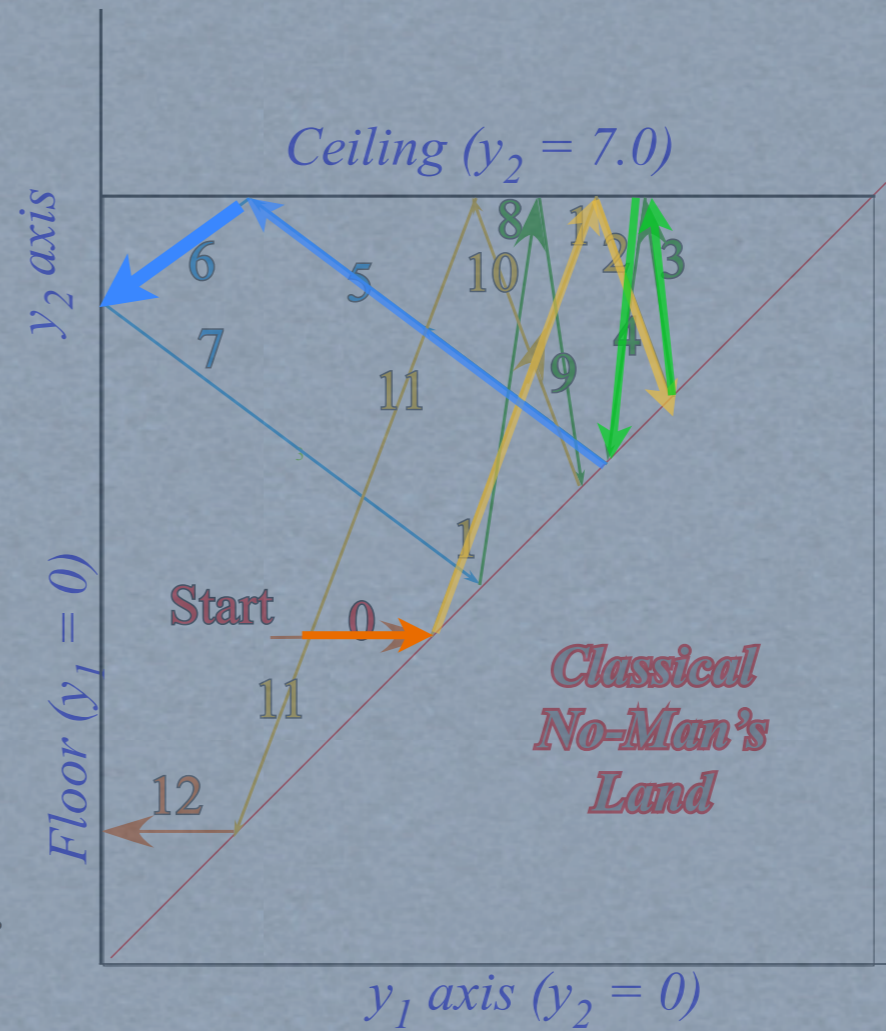
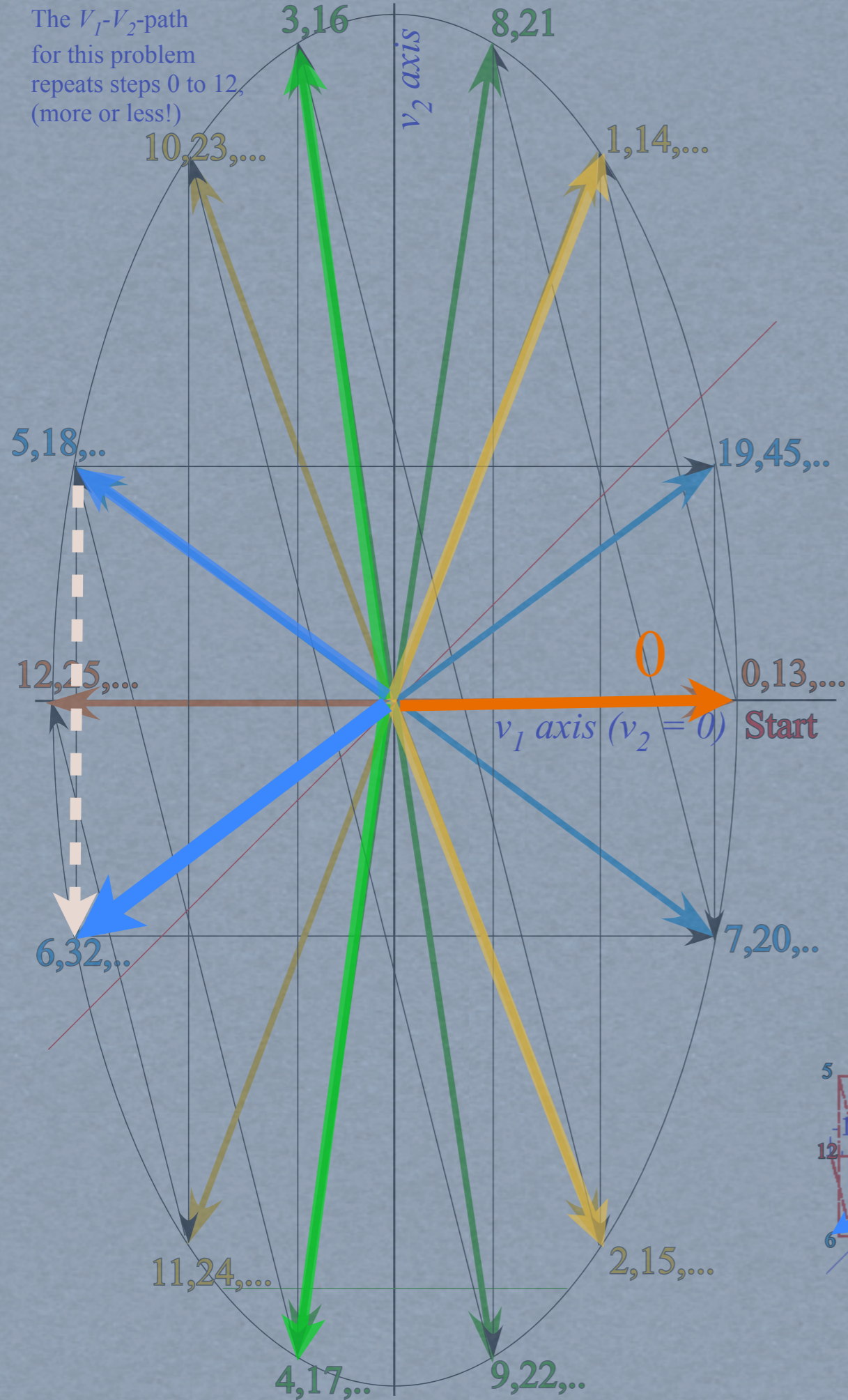
The V_1 - V_2 -path
for this problem
repeats steps 0 to 12,
(more or less!)



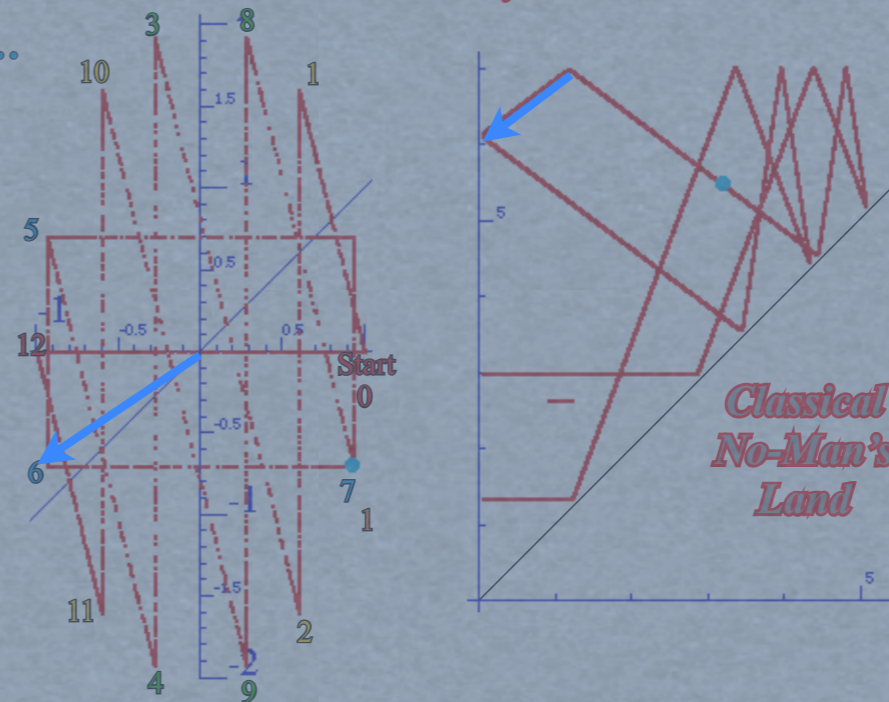
Simulations by *BounceIt*



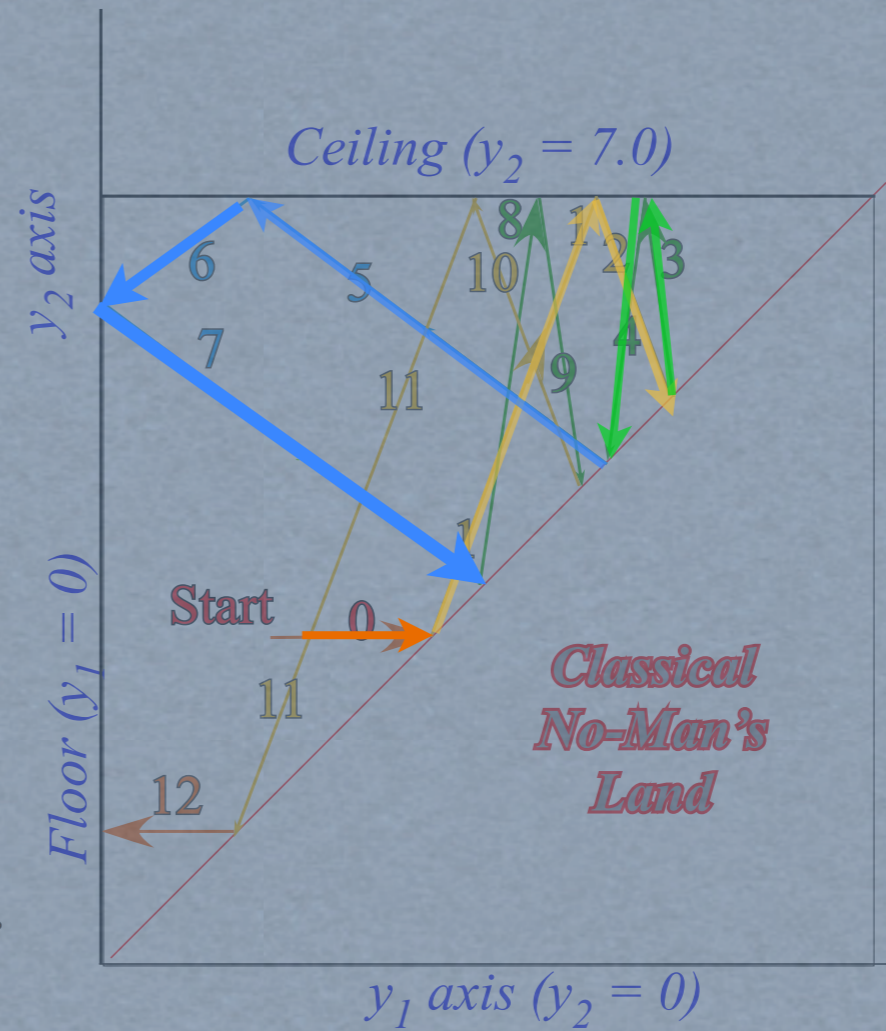
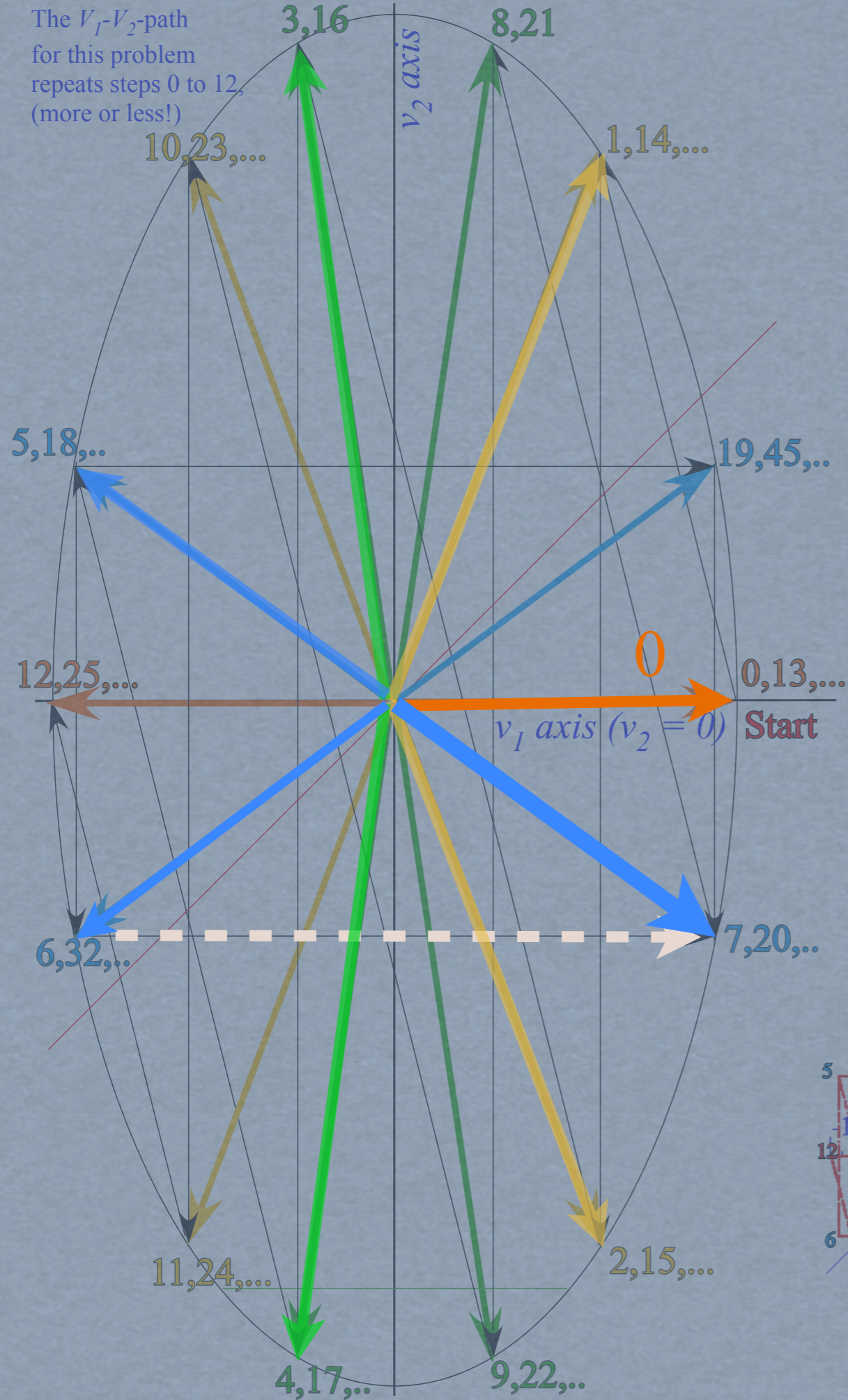
The V_1 - V_2 -path
for this problem
repeats steps 0 to 12,
(more or less!)



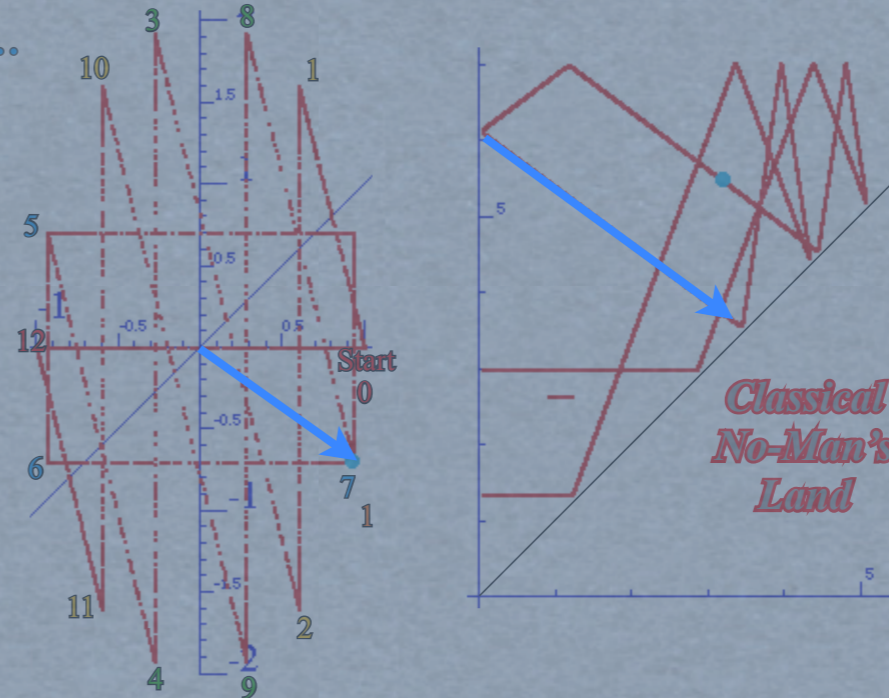
Simulations by *BounceIt*



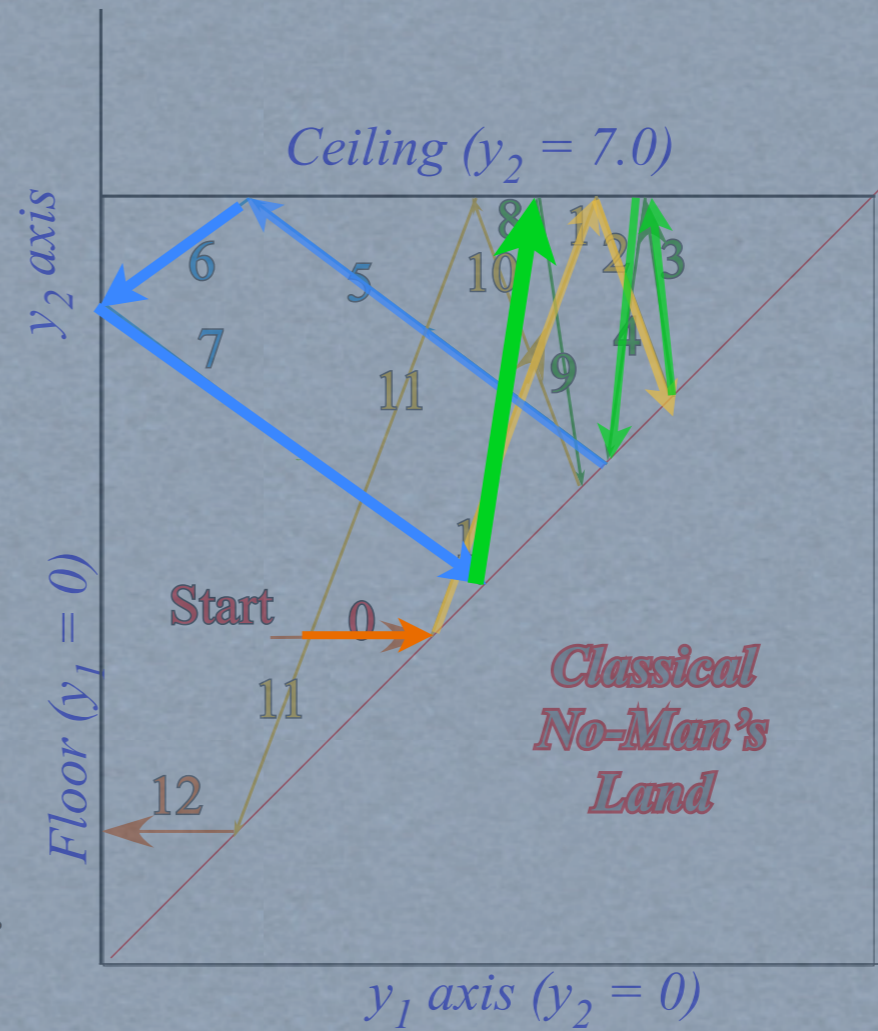
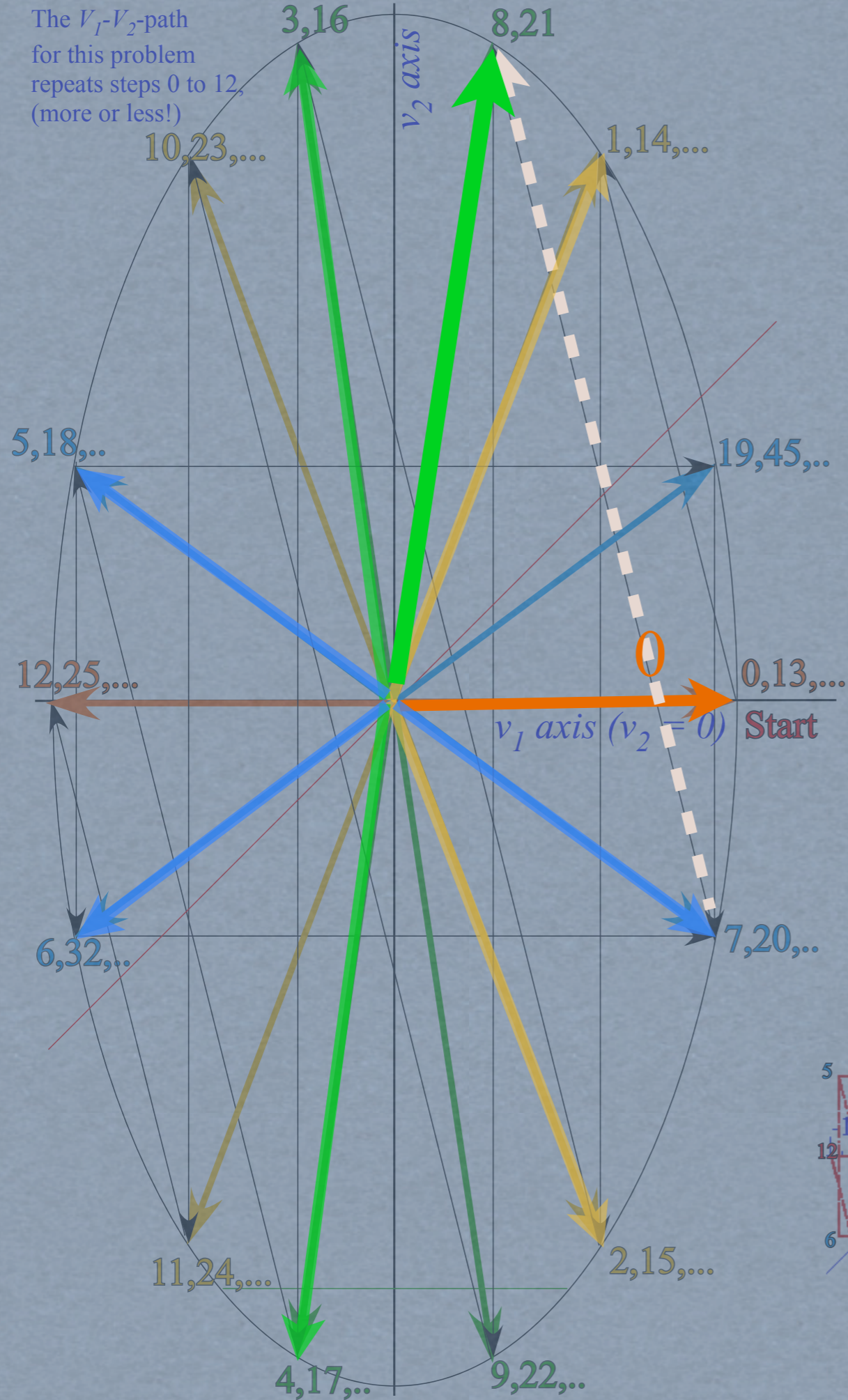
The V_1 - V_2 -path
for this problem
repeats steps 0 to 12,
(more or less!)



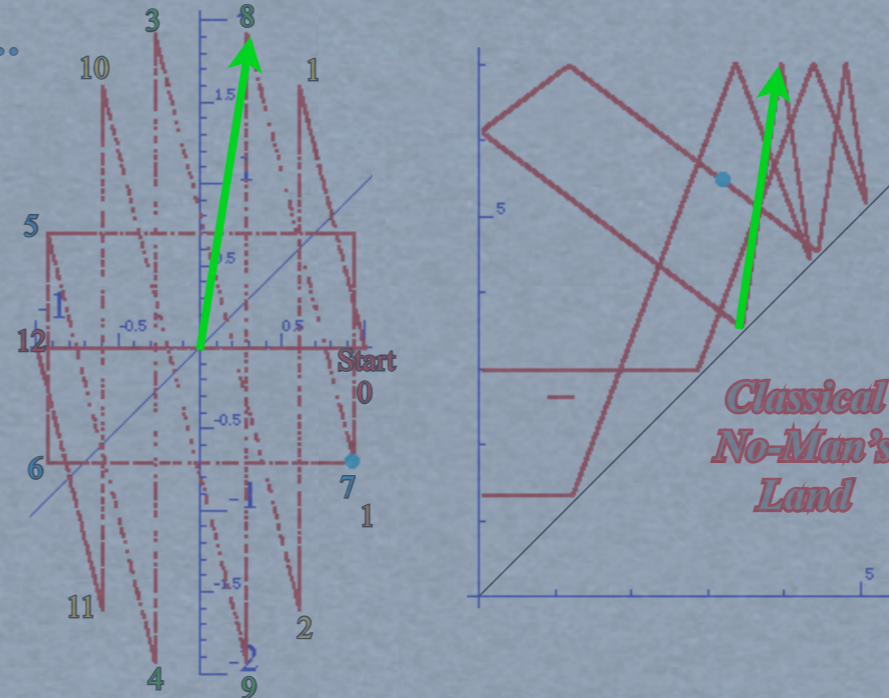
Simulations by *BounceIt*



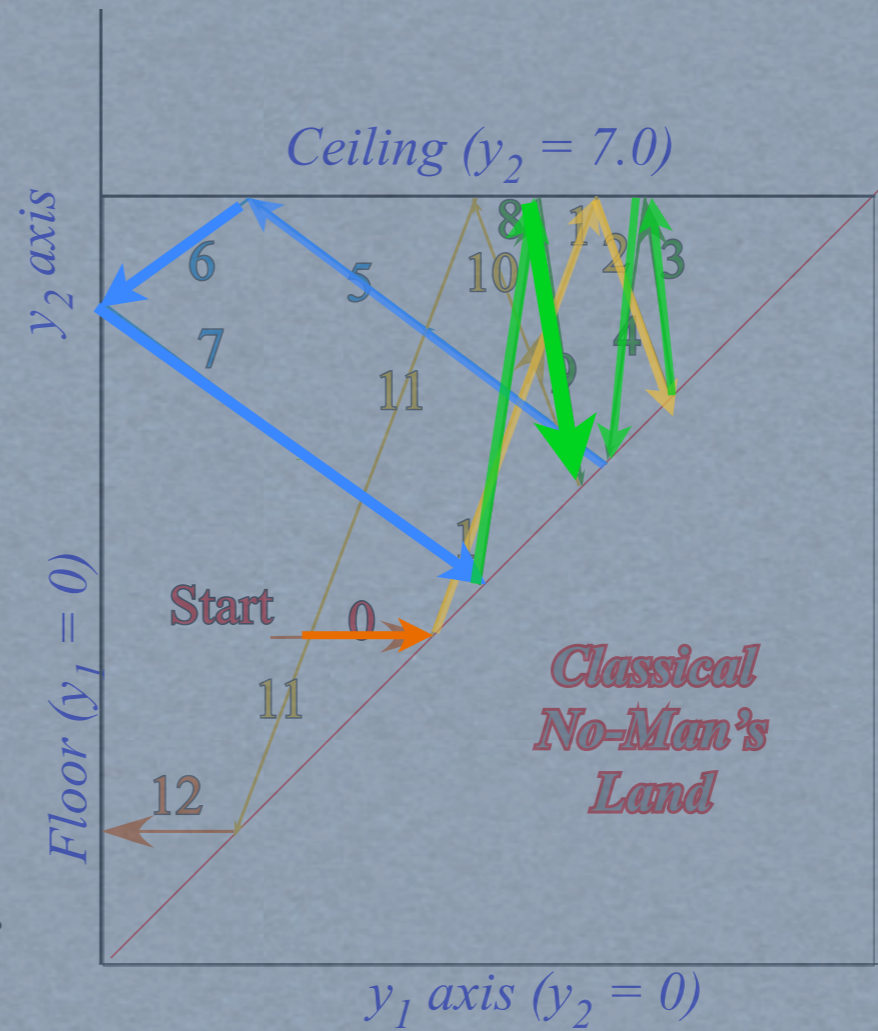
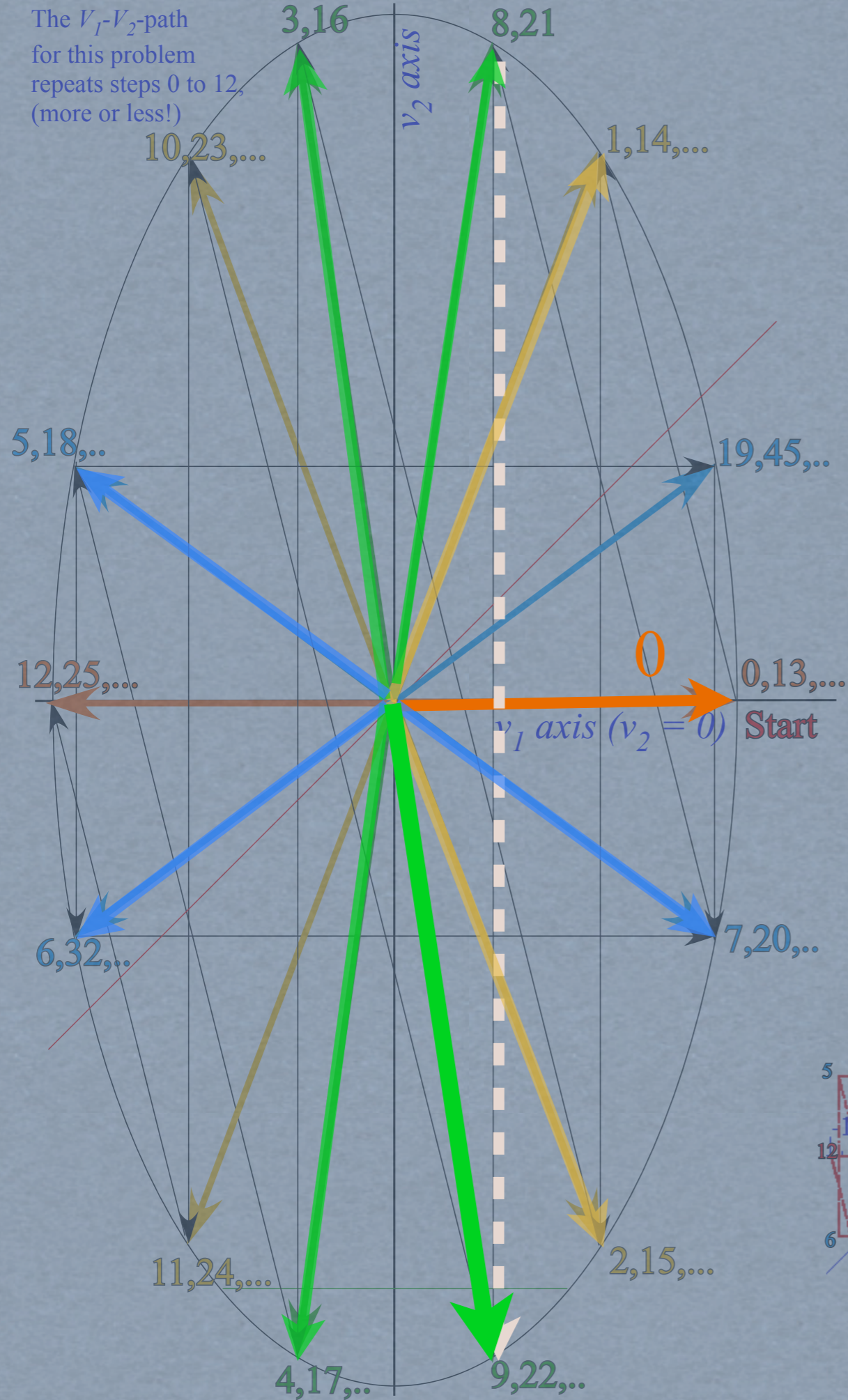
The V_1 - V_2 -path
for this problem
repeats steps 0 to 12,
(more or less!)



Simulations by *BounceIt*



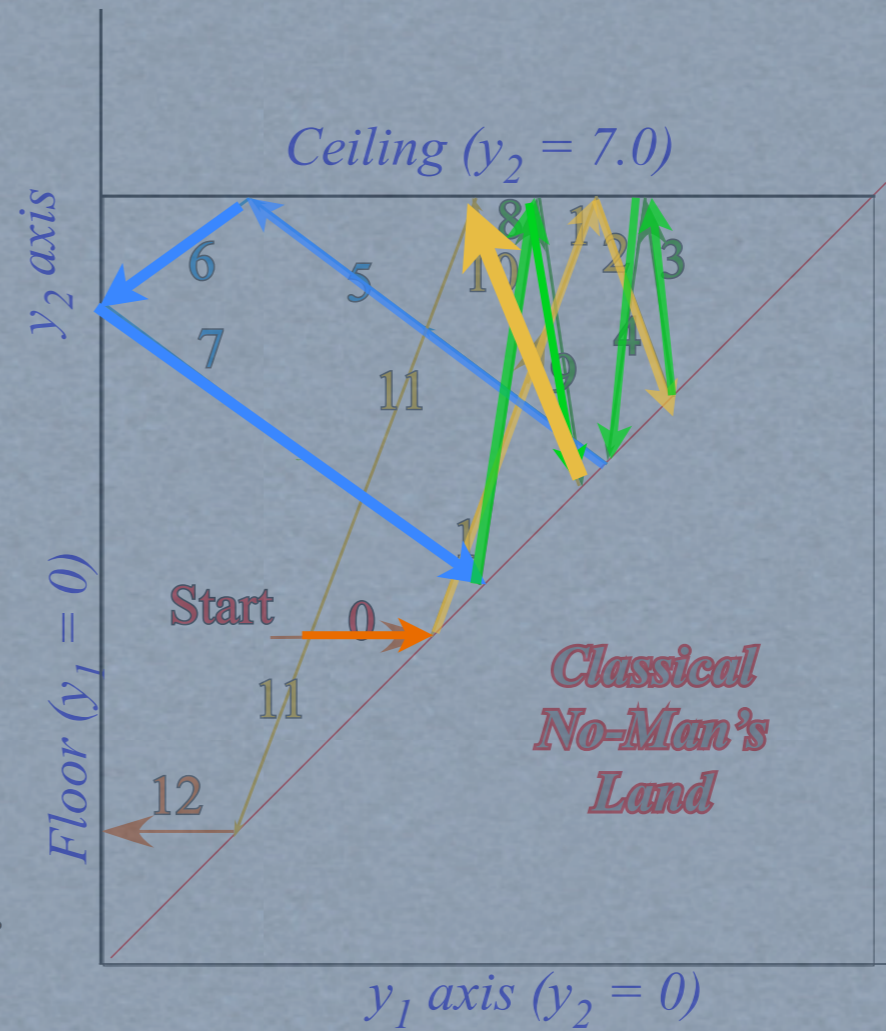
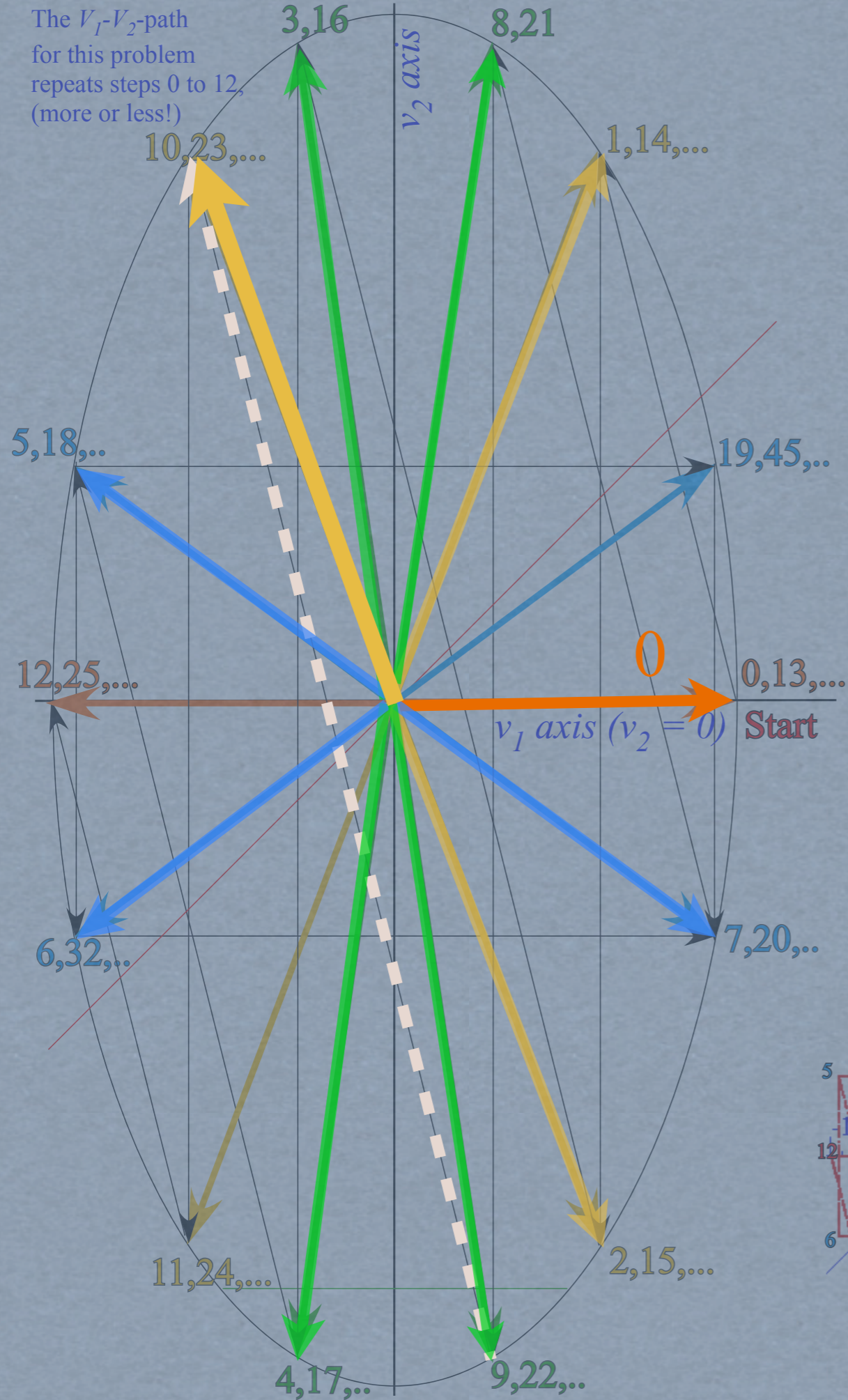
The V_1 - V_2 -path for this problem repeats steps 0 to 12, (more or less!)



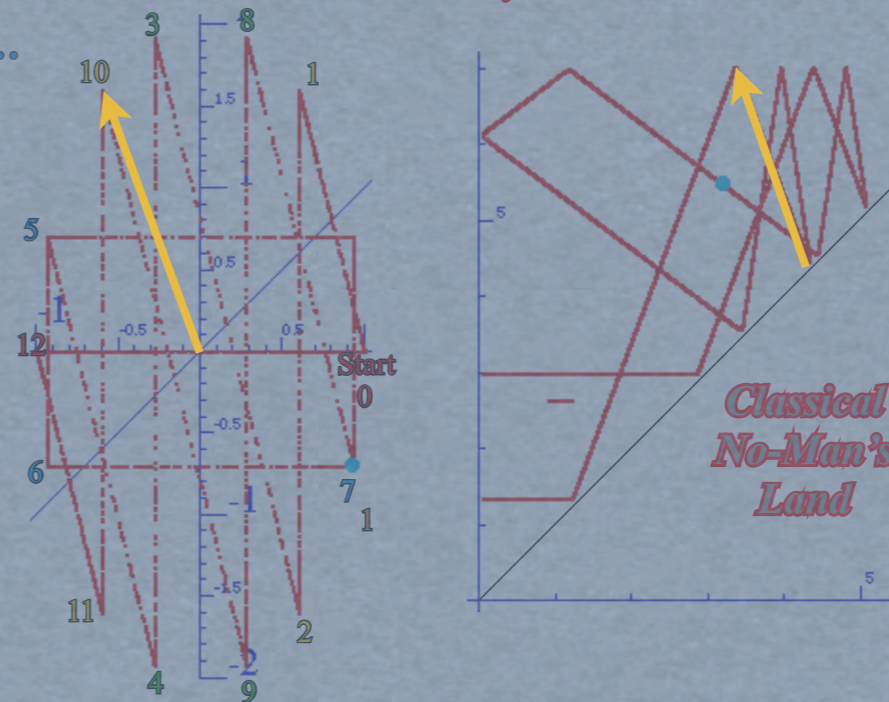
Simulations by *BounceIt*



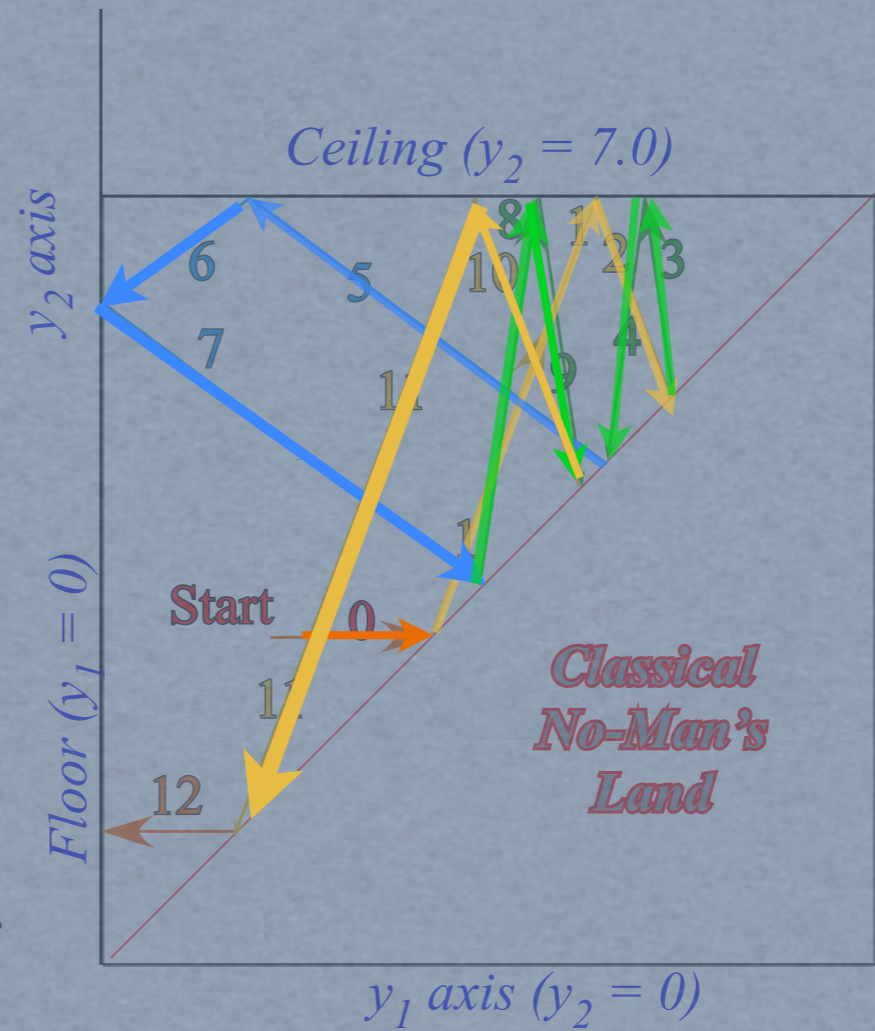
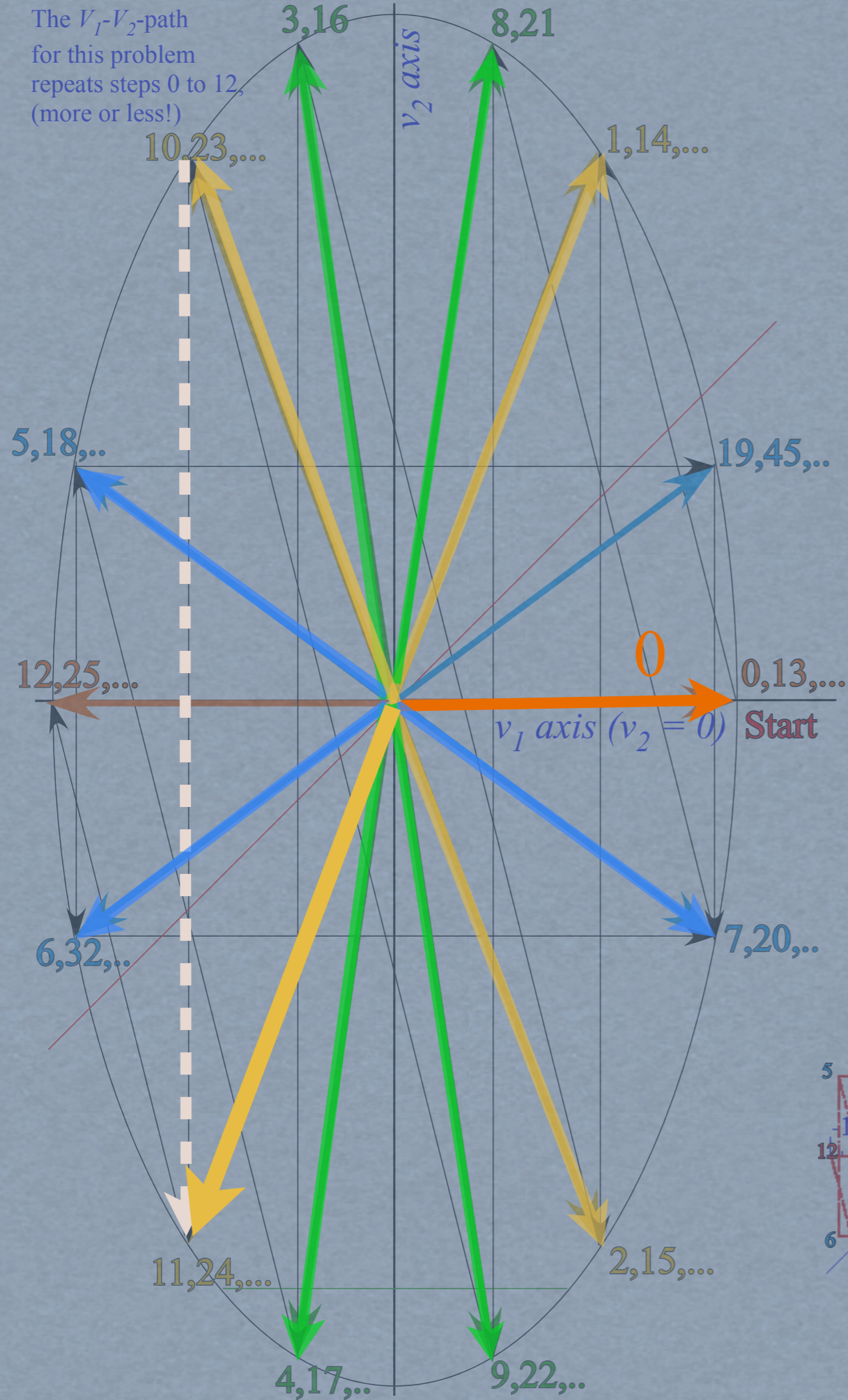
The V_1 - V_2 -path
for this problem
repeats steps 0 to 12,
(more or less!)



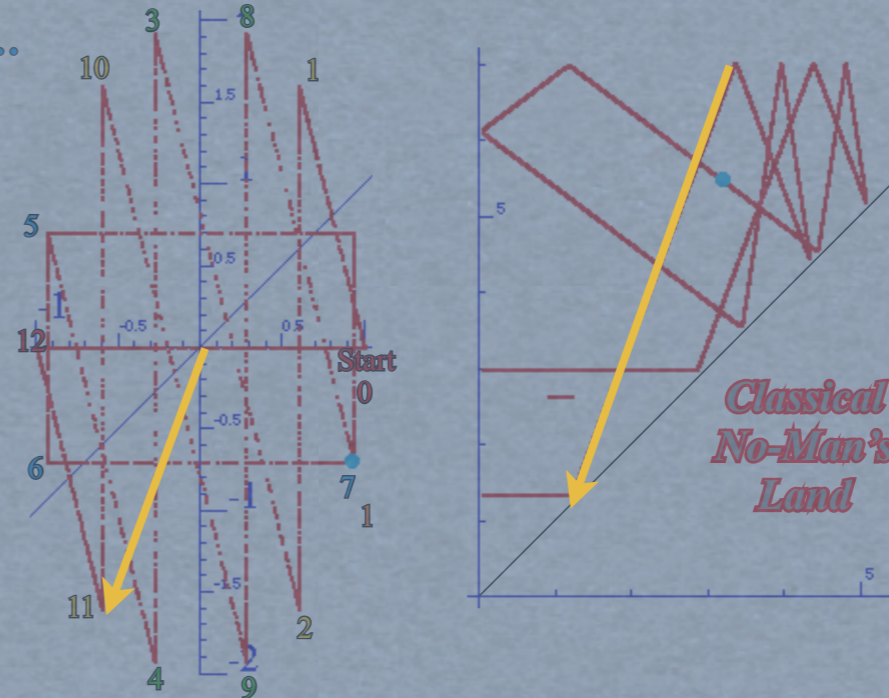
Simulations by *BounceIt*



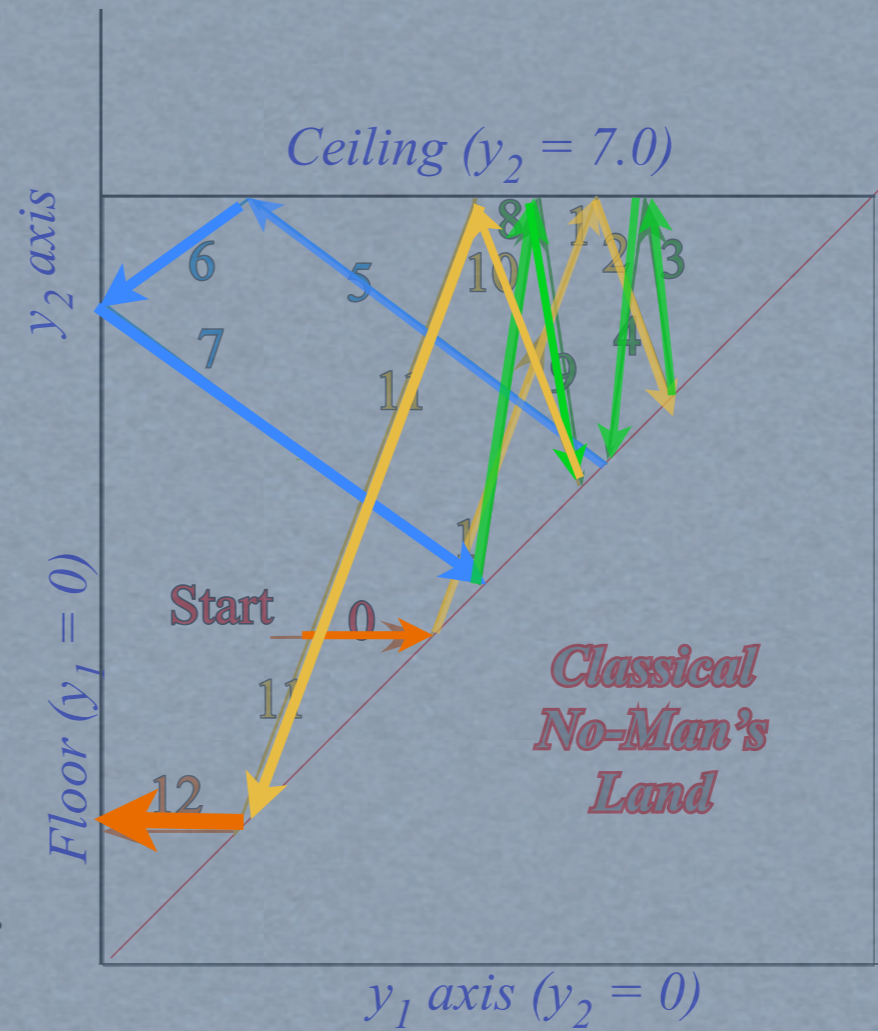
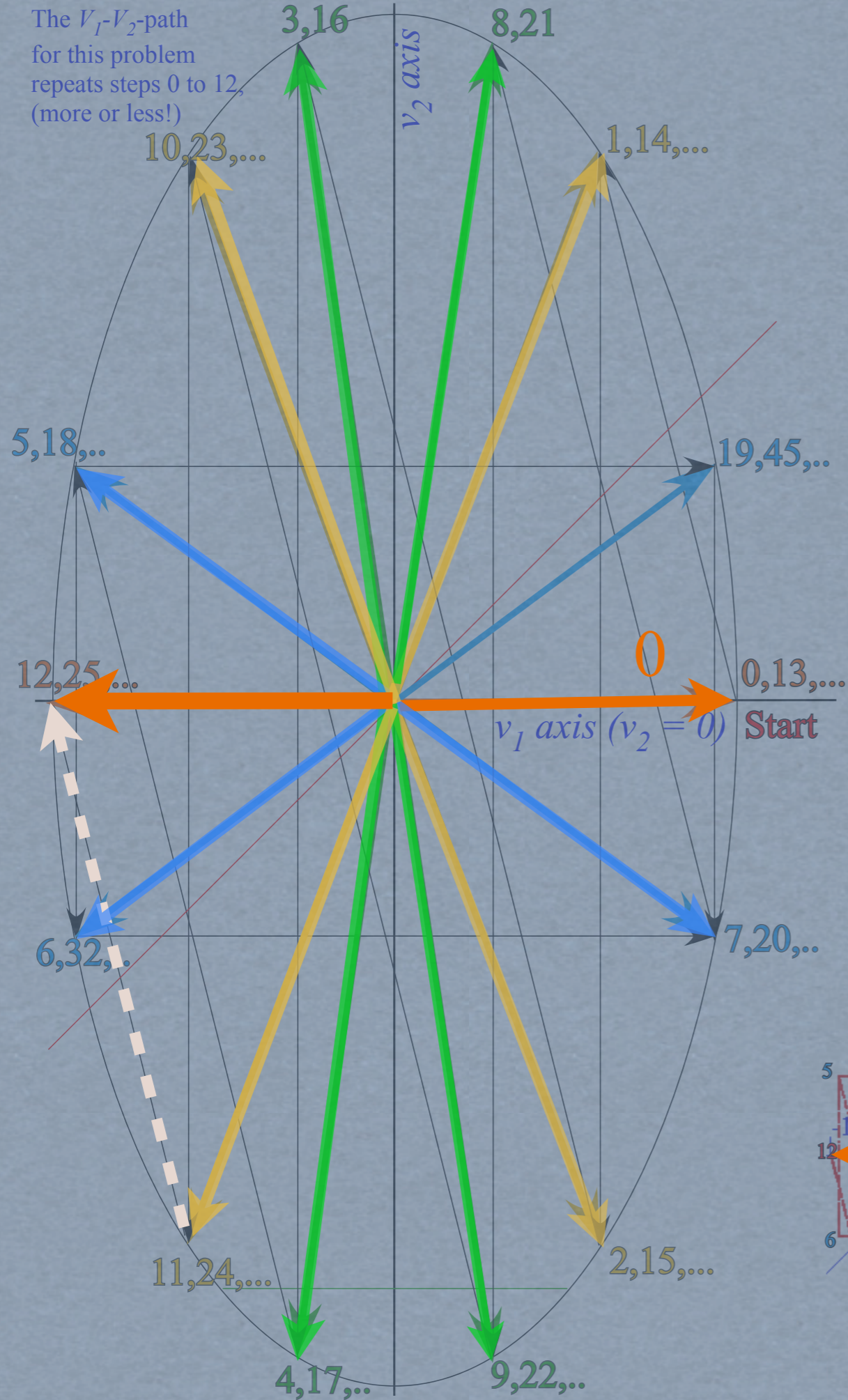
The V_1 - V_2 -path for this problem repeats steps 0 to 12, (more or less!)



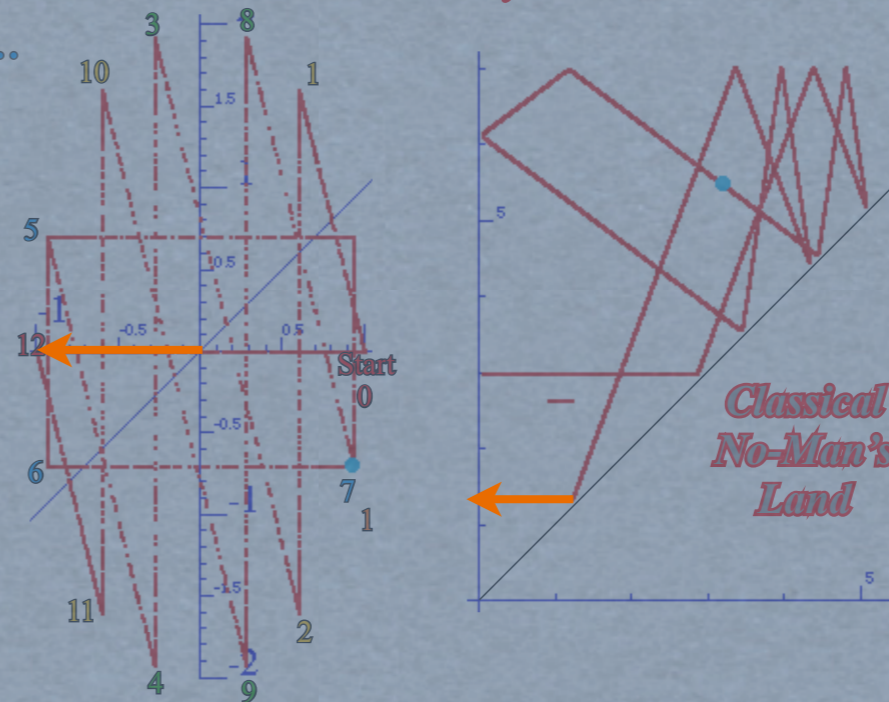
Simulations by *BounceIt*



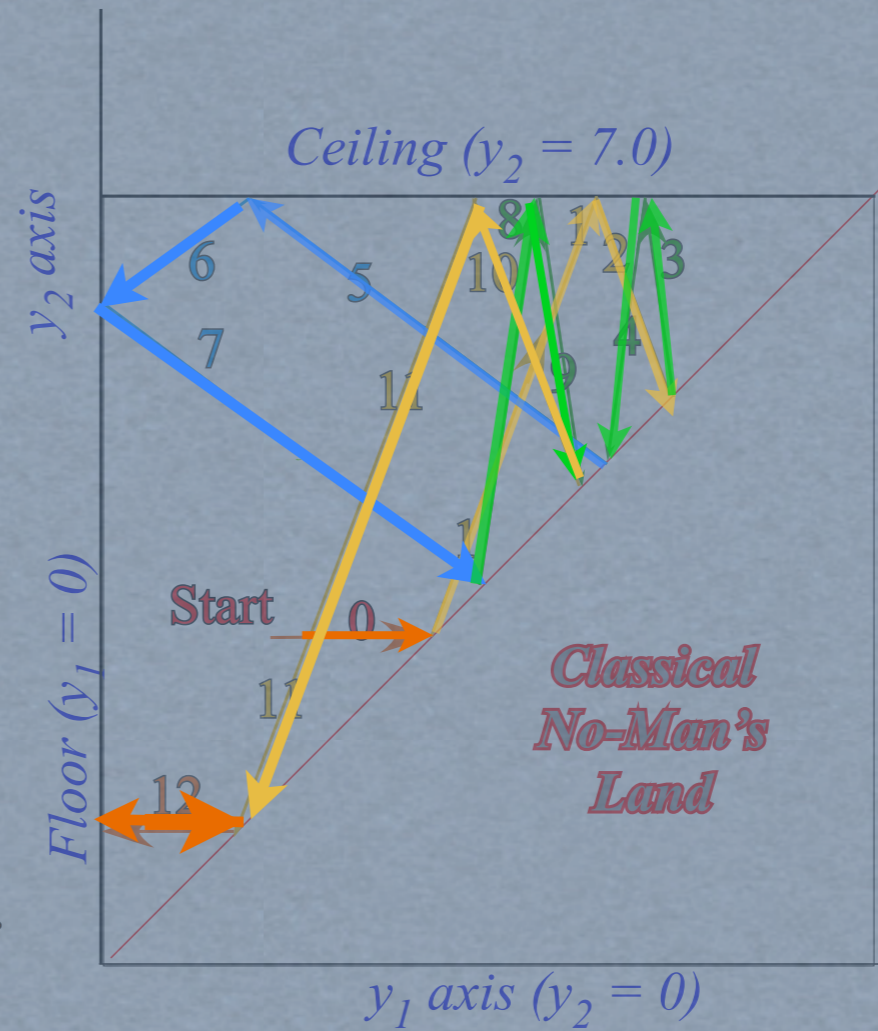
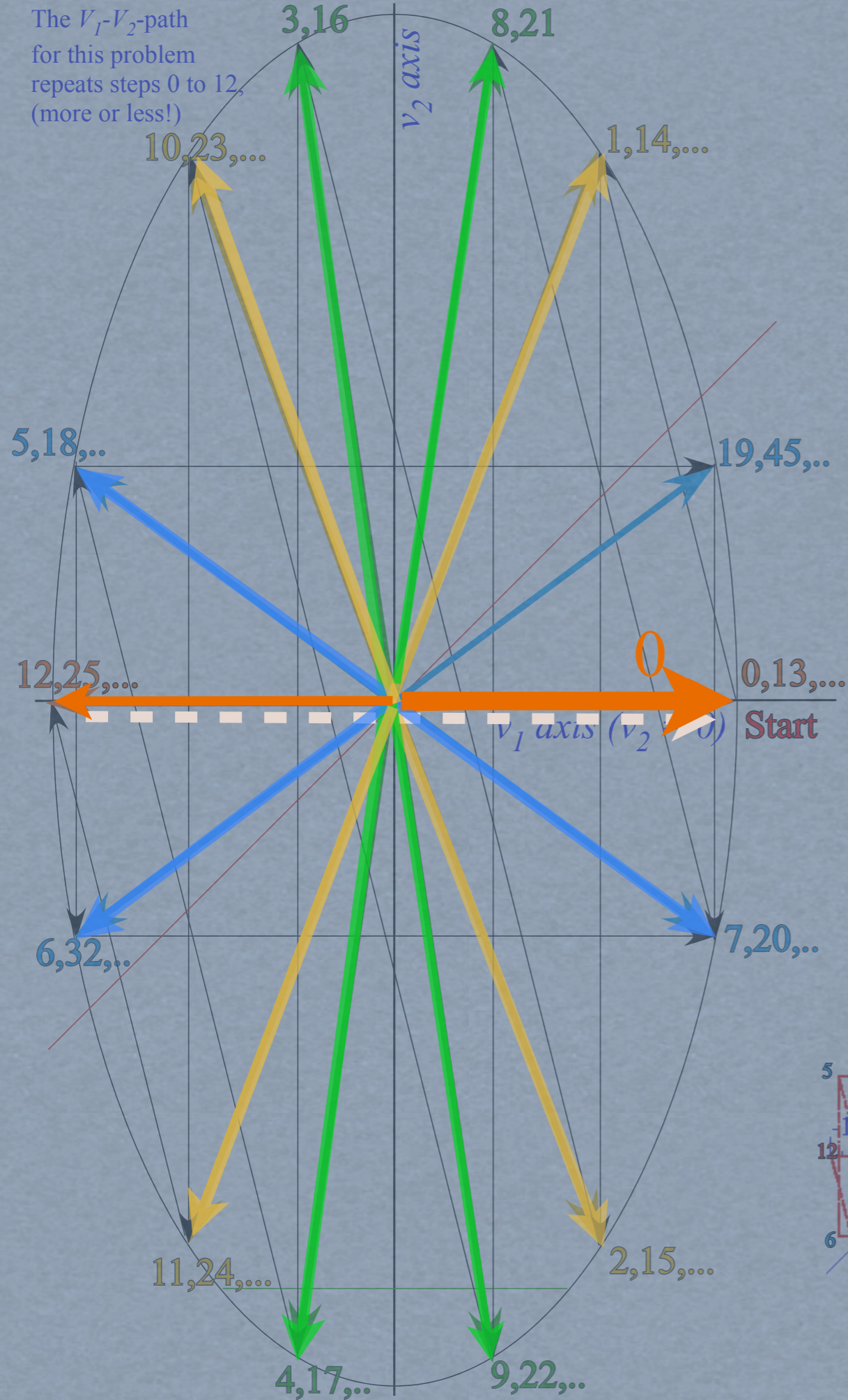
The V_1 - V_2 -path for this problem repeats steps 0 to 12, (more or less!)



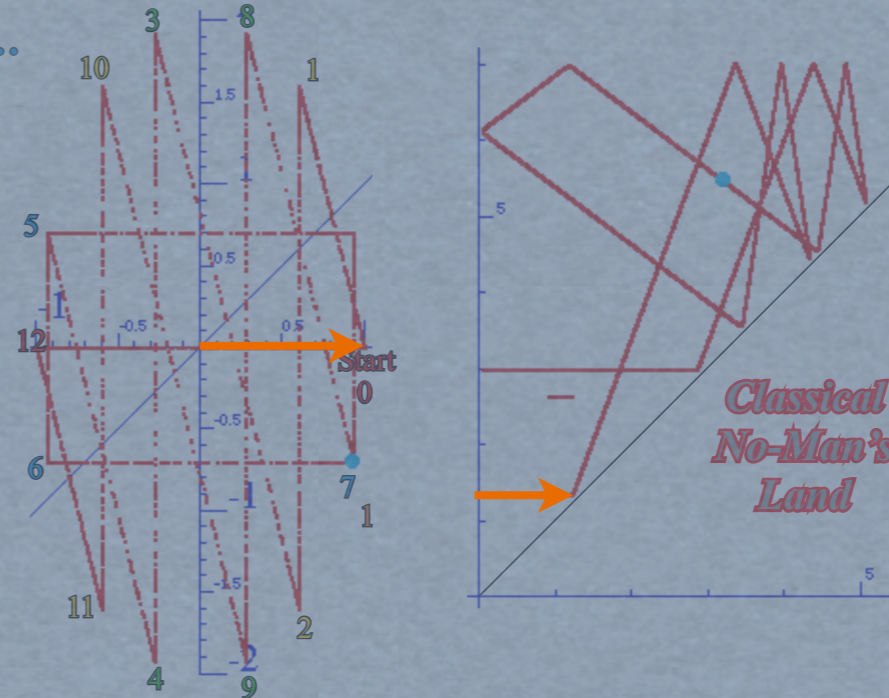
Simulations by *BounceIt*



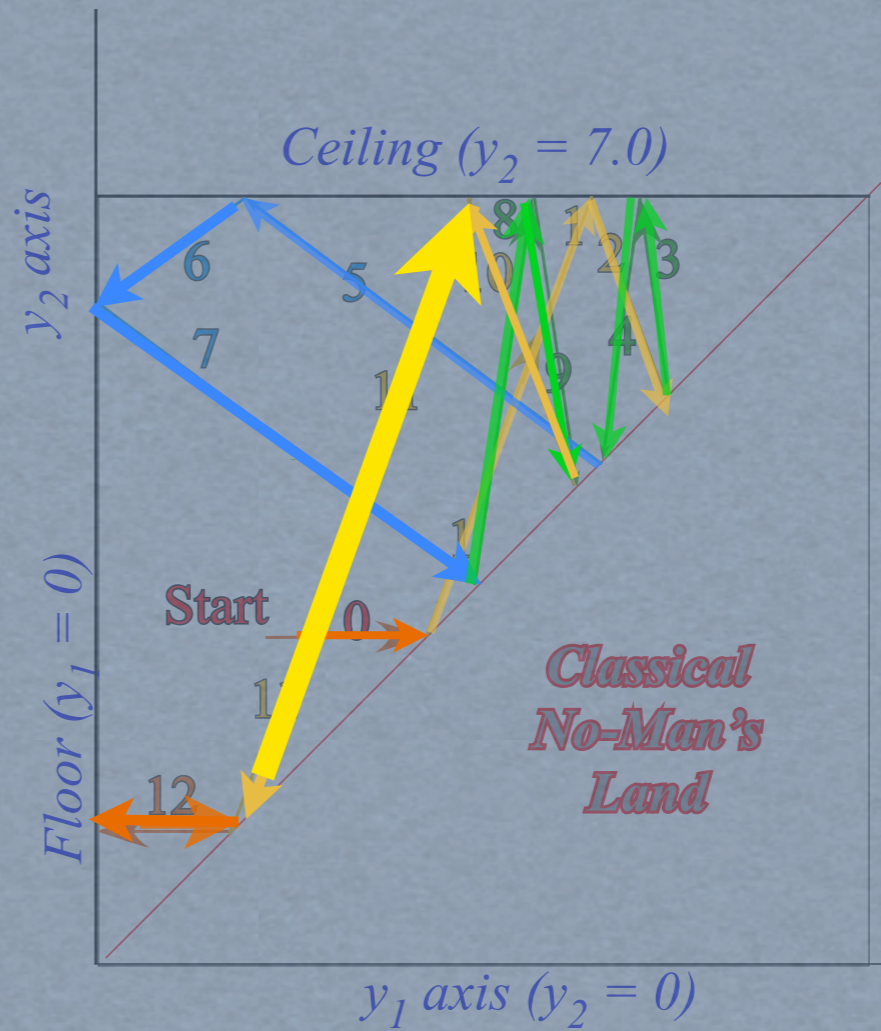
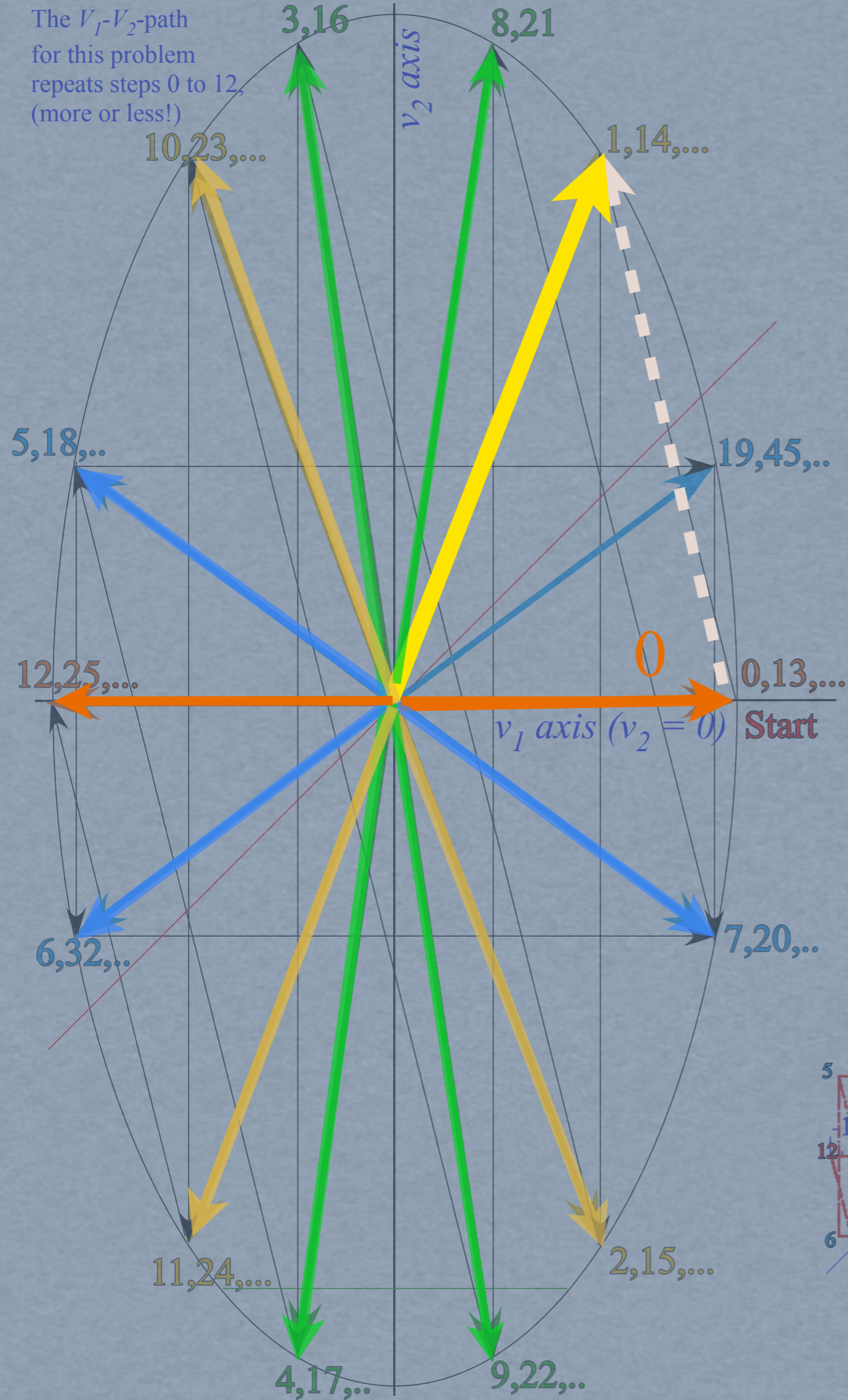
The V_1 - V_2 -path for this problem repeats steps 0 to 12, (more or less!)



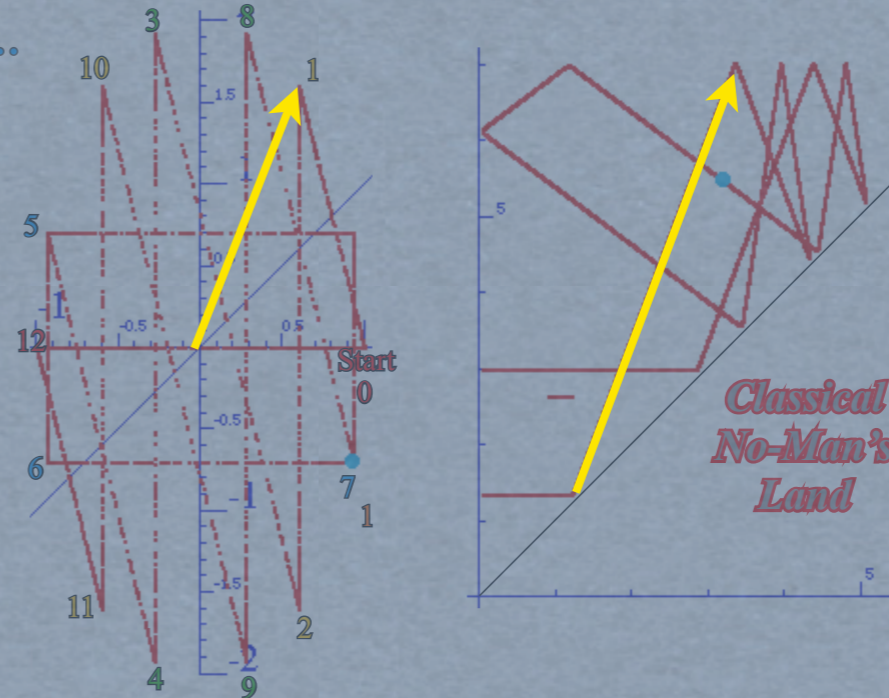
Simulations by *BounceIt*



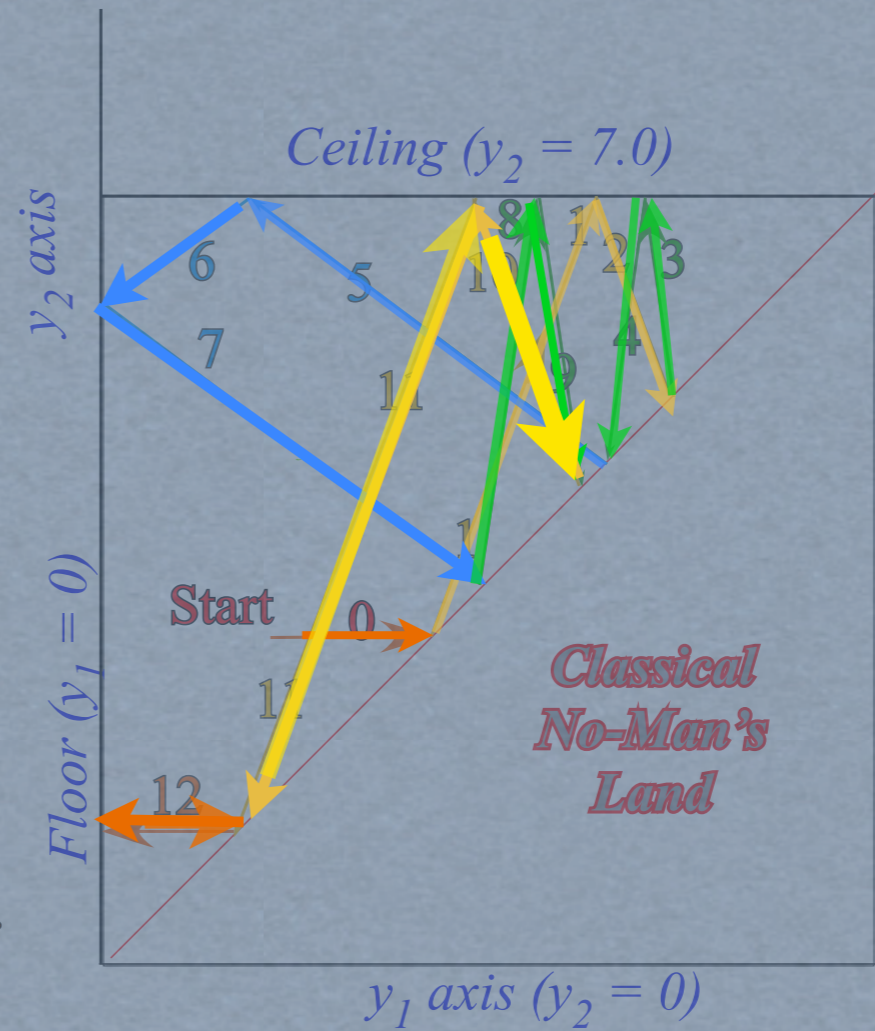
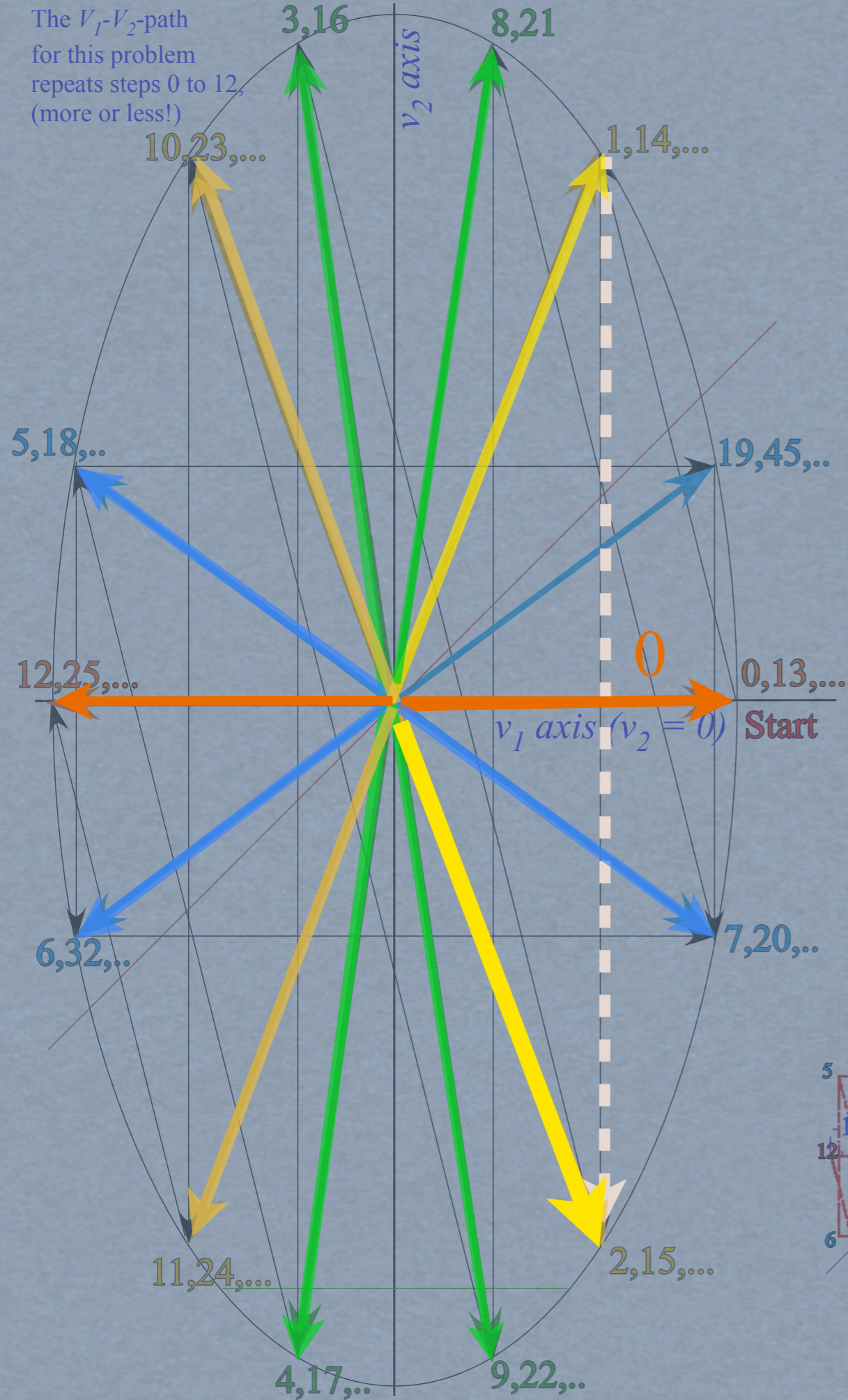
The V_1 - V_2 -path for this problem repeats steps 0 to 12, (more or less!)



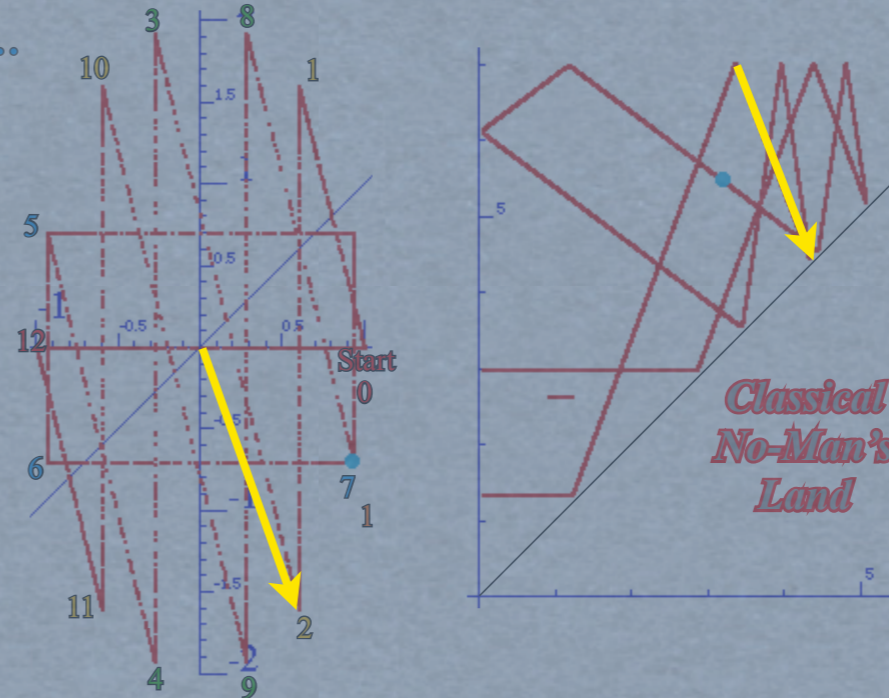
Simulations by *BounceIt*



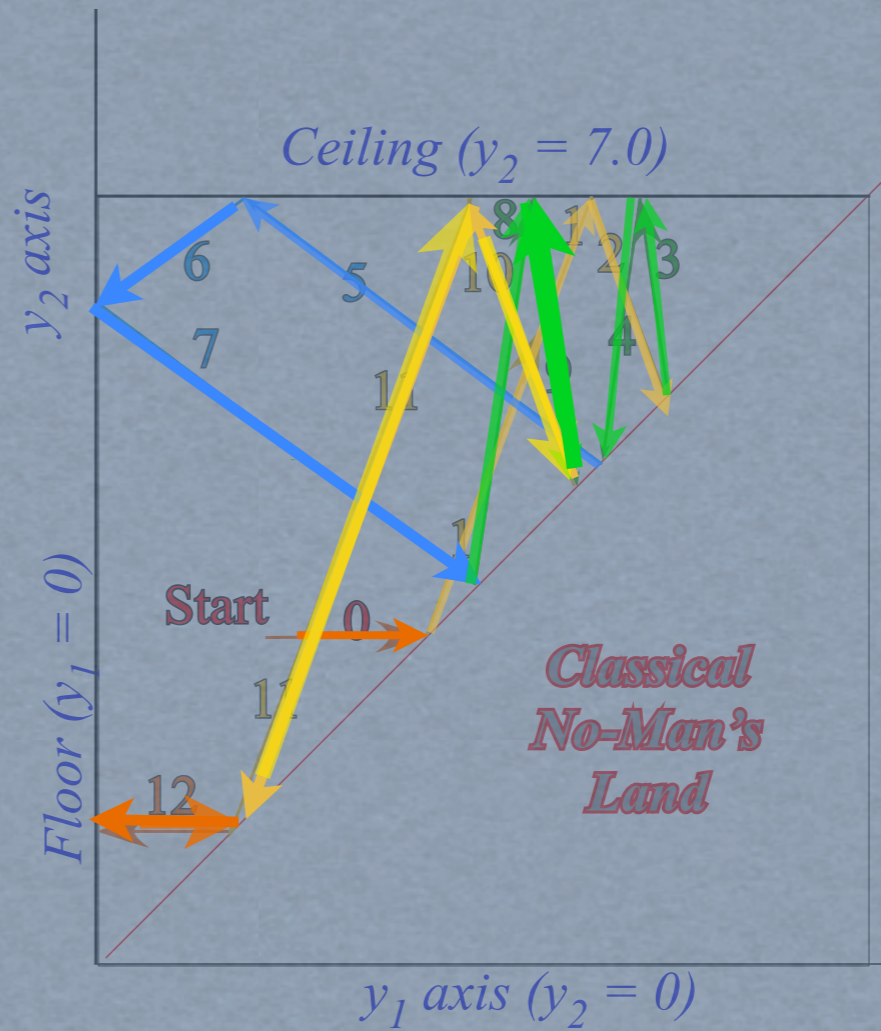
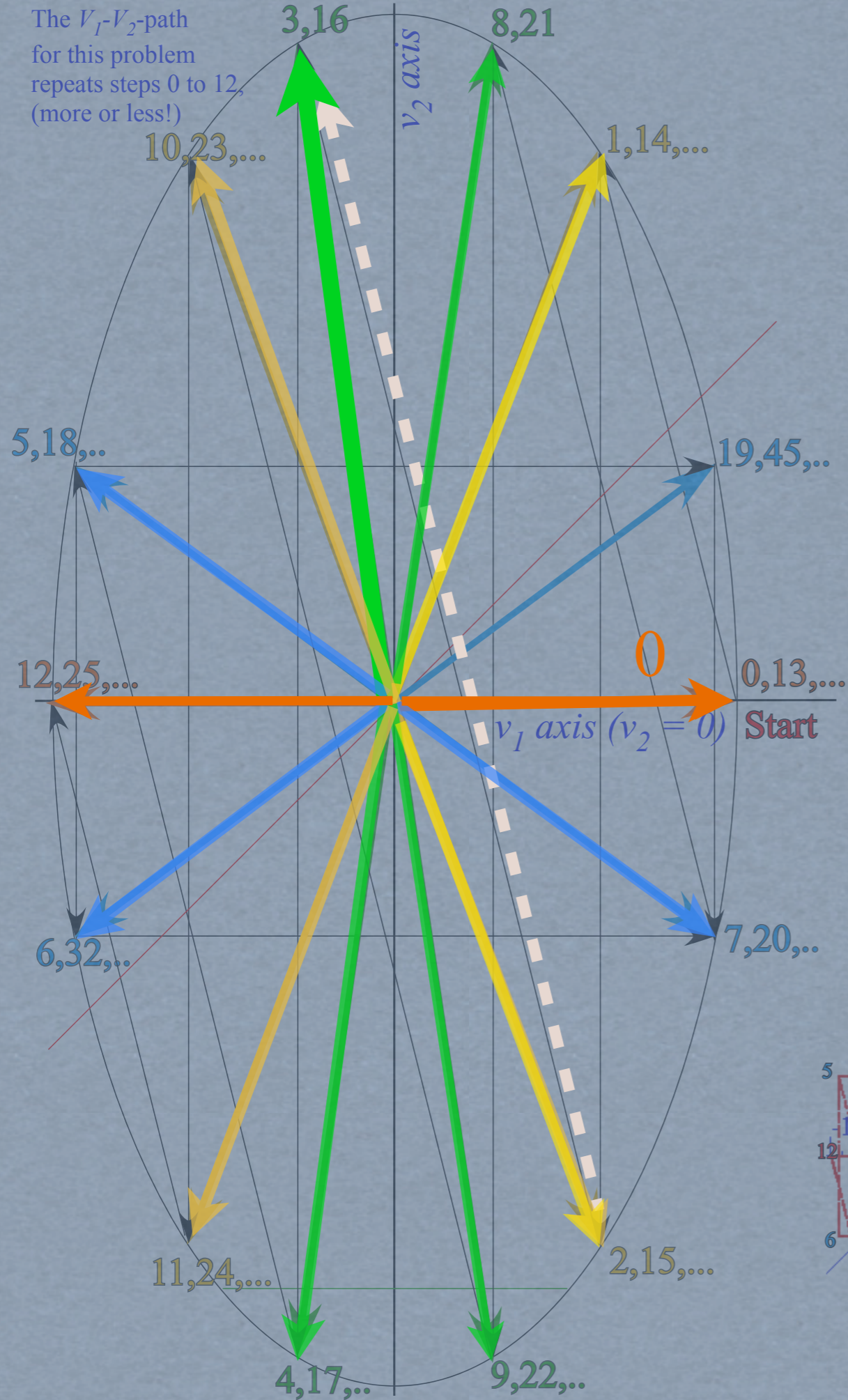
The V_1 - V_2 -path
for this problem
repeats steps 0 to 12,
(more or less!)



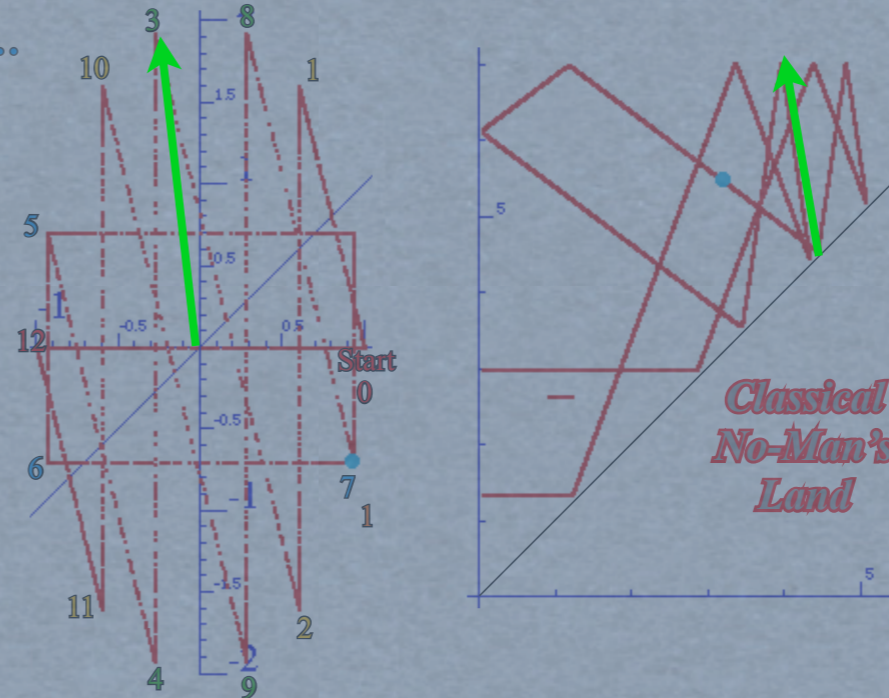
Simulations by *BounceIt*



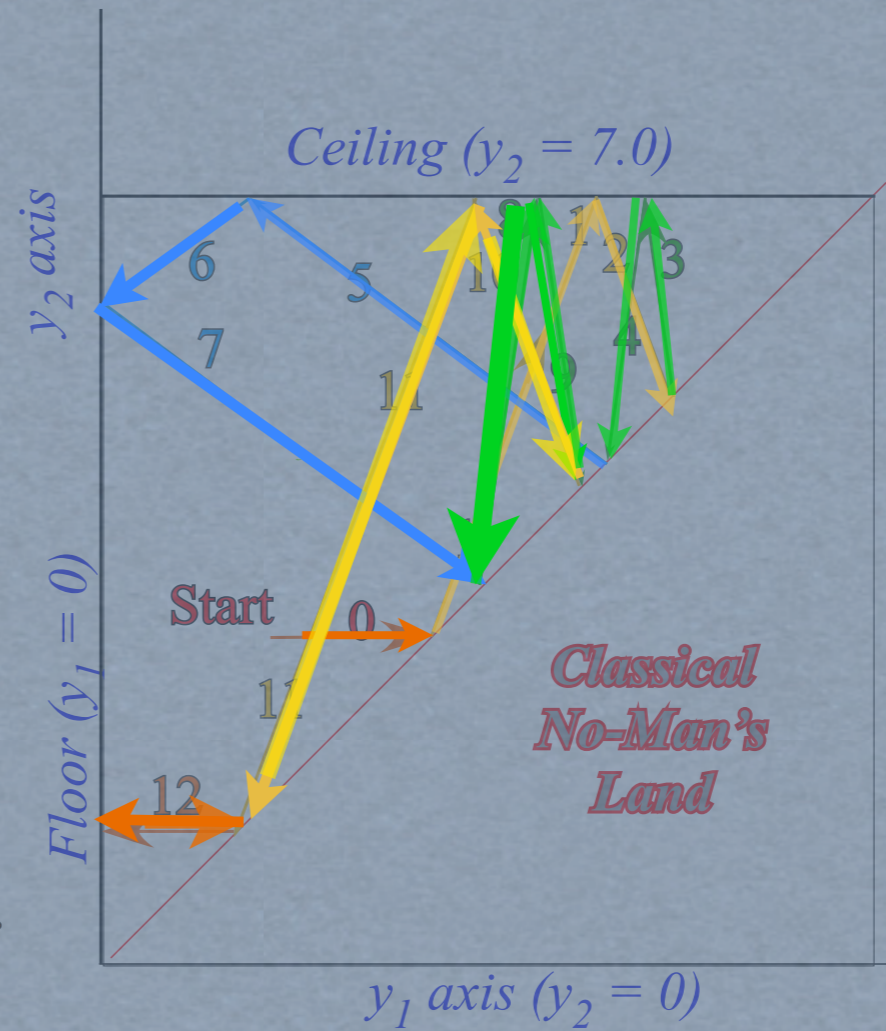
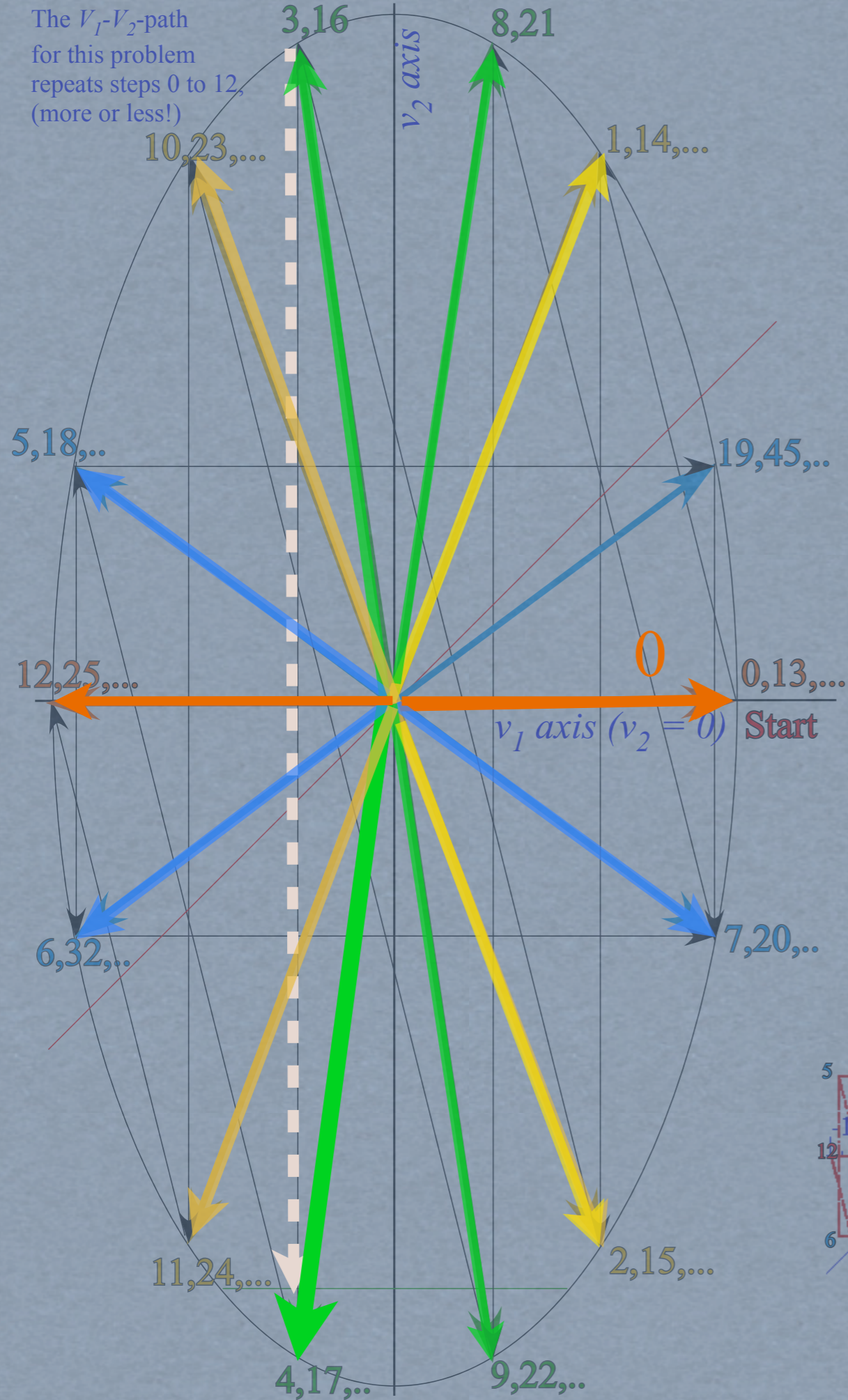
The V_1 - V_2 -path
for this problem
repeats steps 0 to 12,
(more or less!)



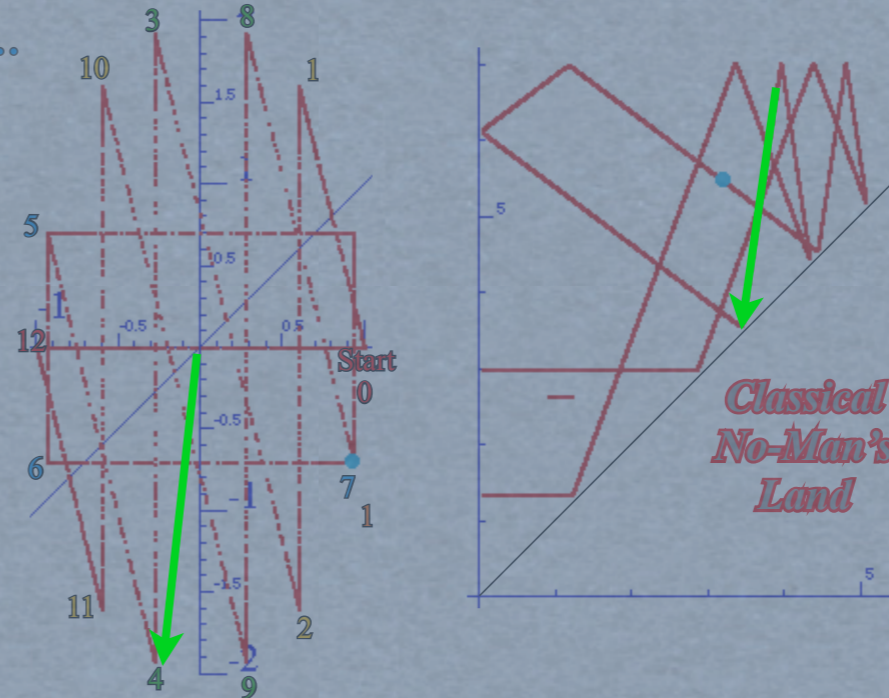
Simulations by *BounceIt*



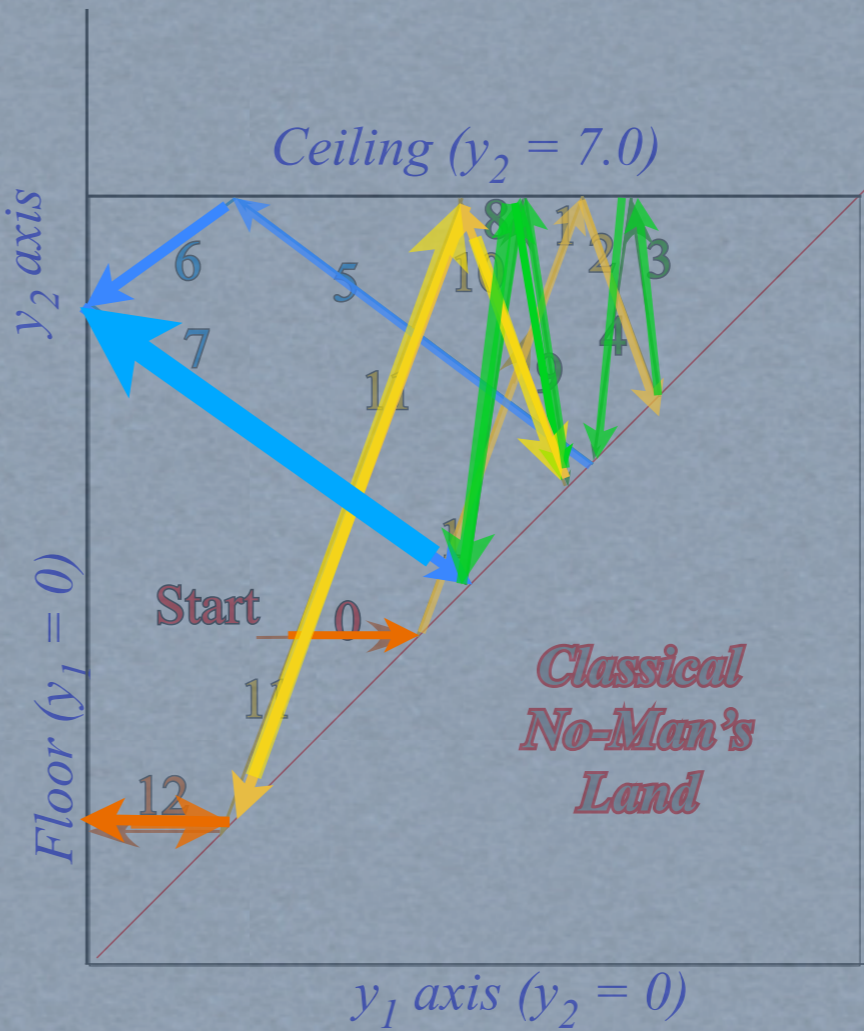
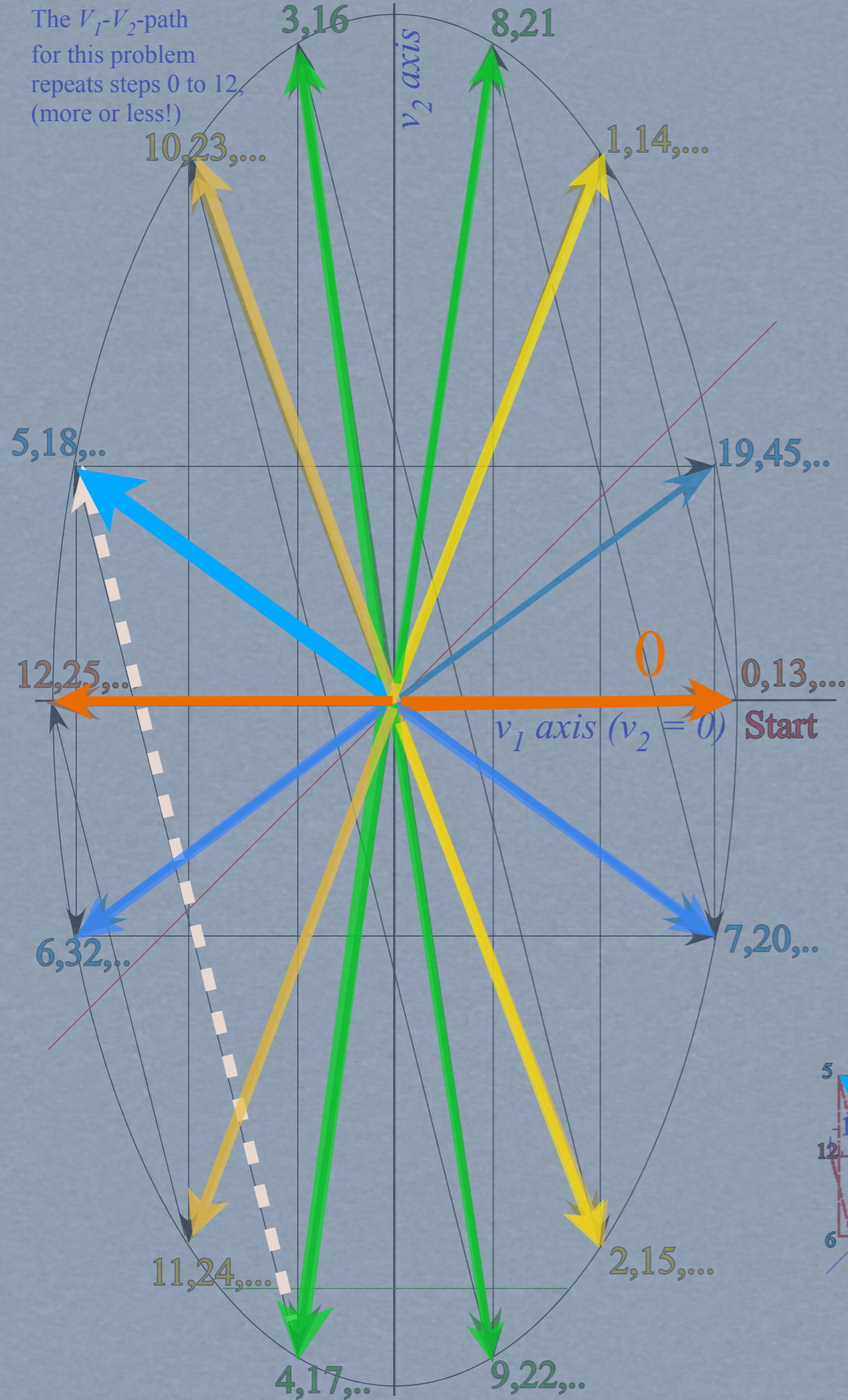
The V_1 - V_2 -path
for this problem
repeats steps 0 to 12,
(more or less!)



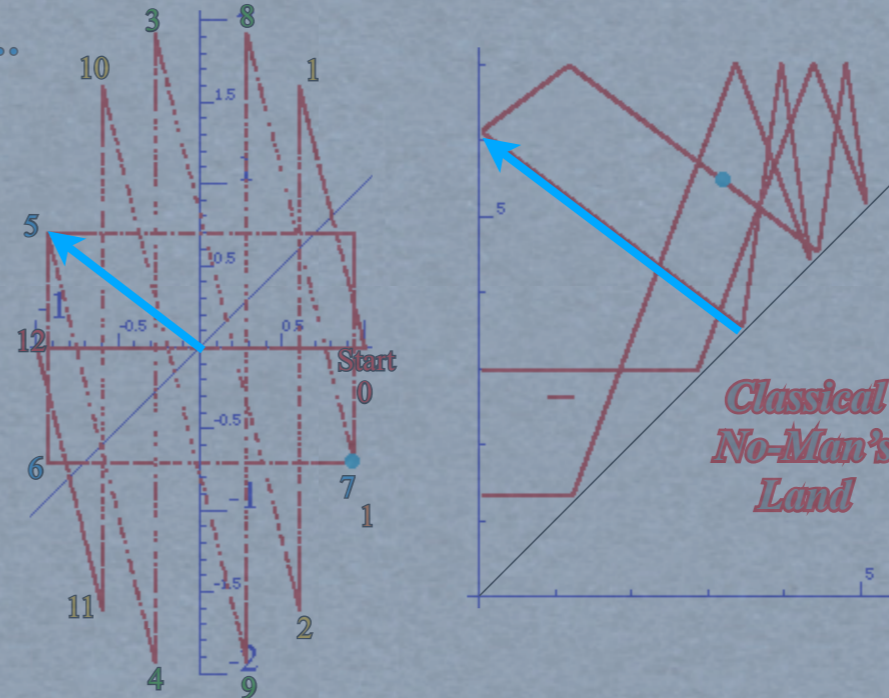
Simulations by *BounceIt*



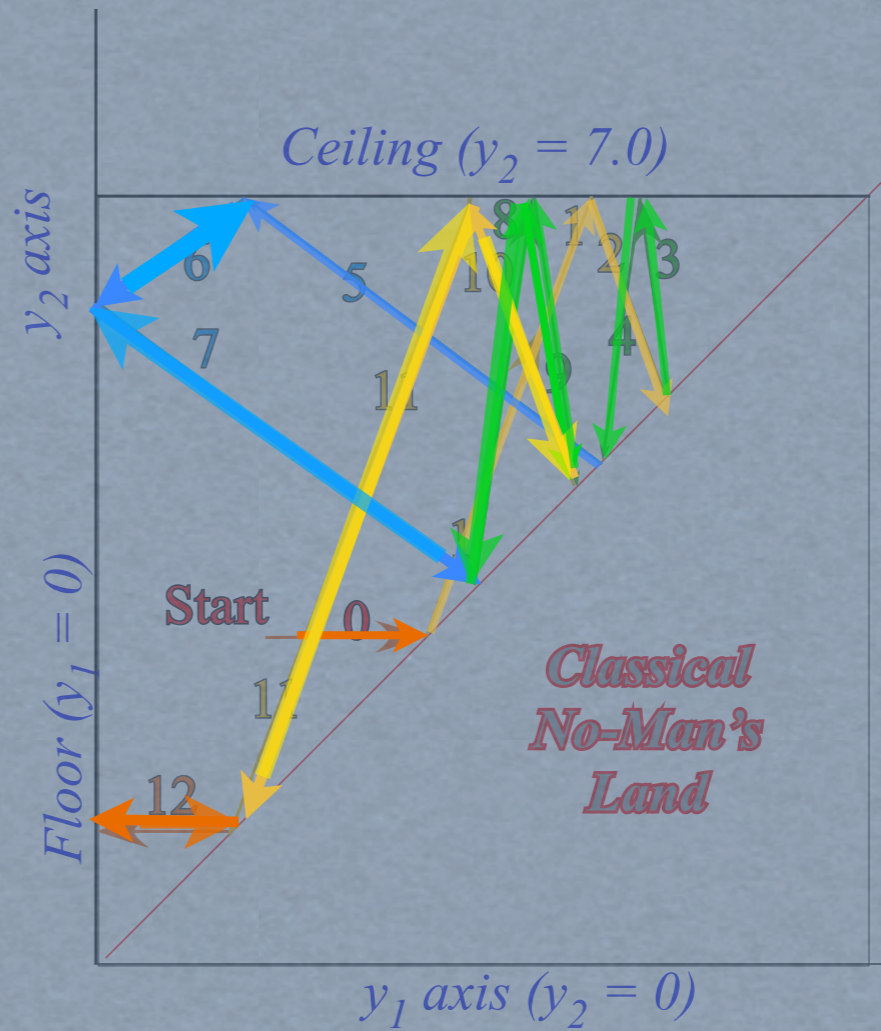
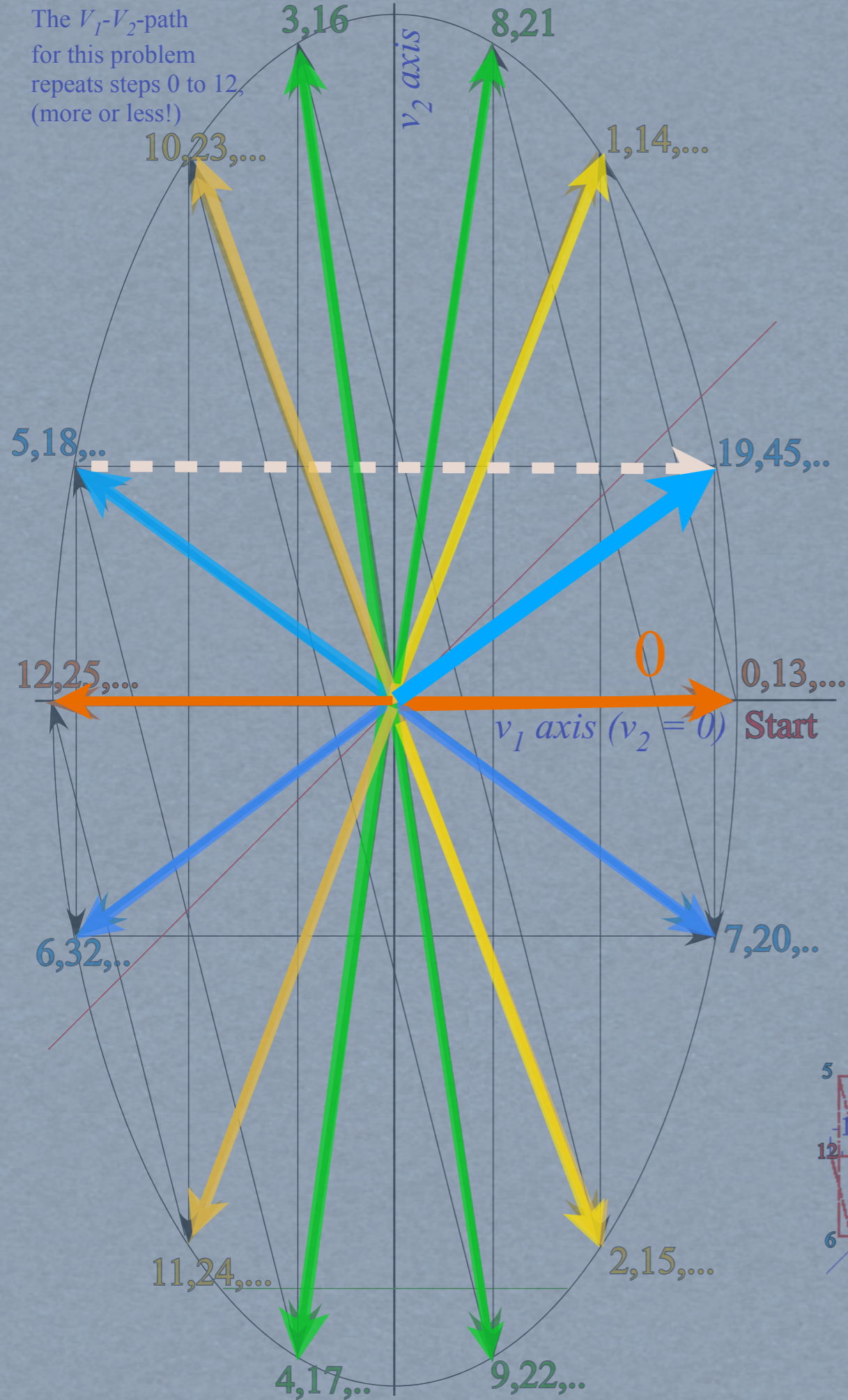
The V_1 - V_2 -path
for this problem
repeats steps 0 to 12,
(more or less!)



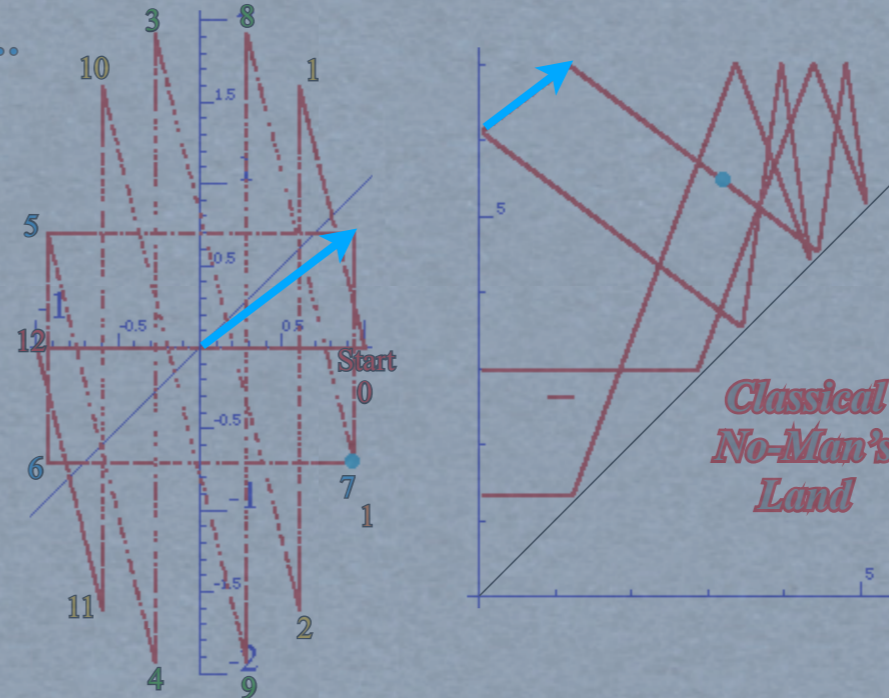
Simulations by *BounceIt*



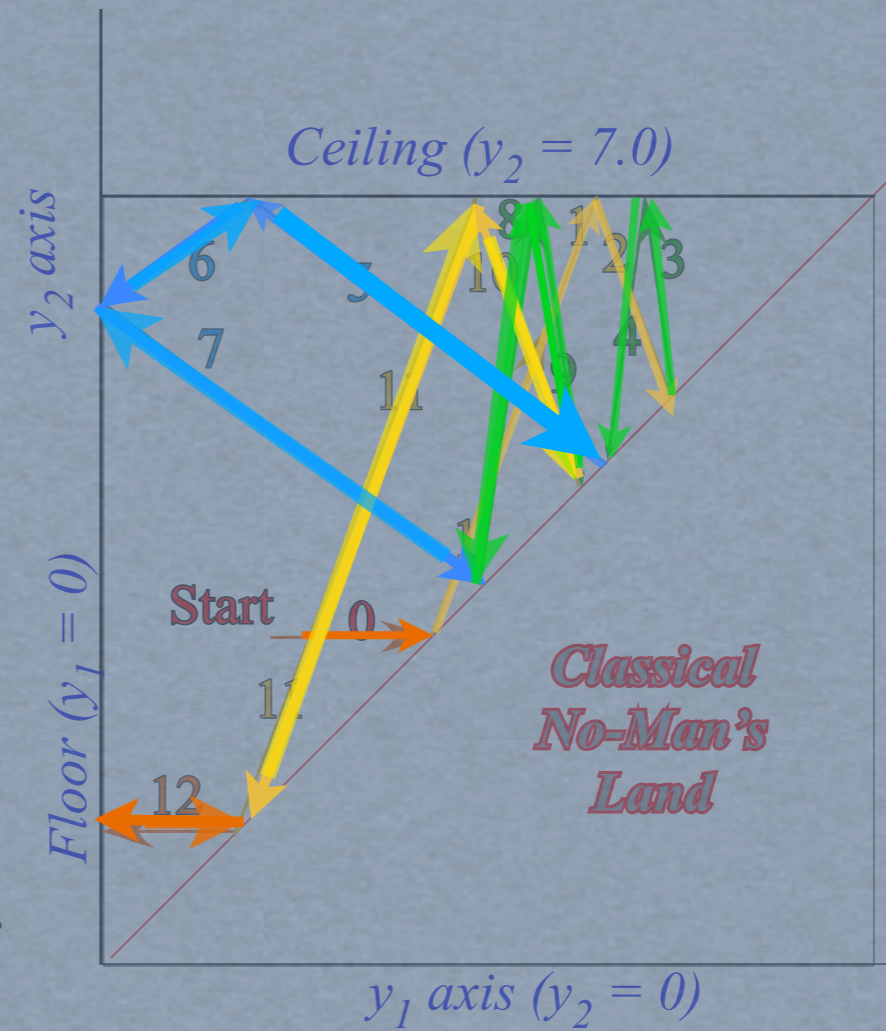
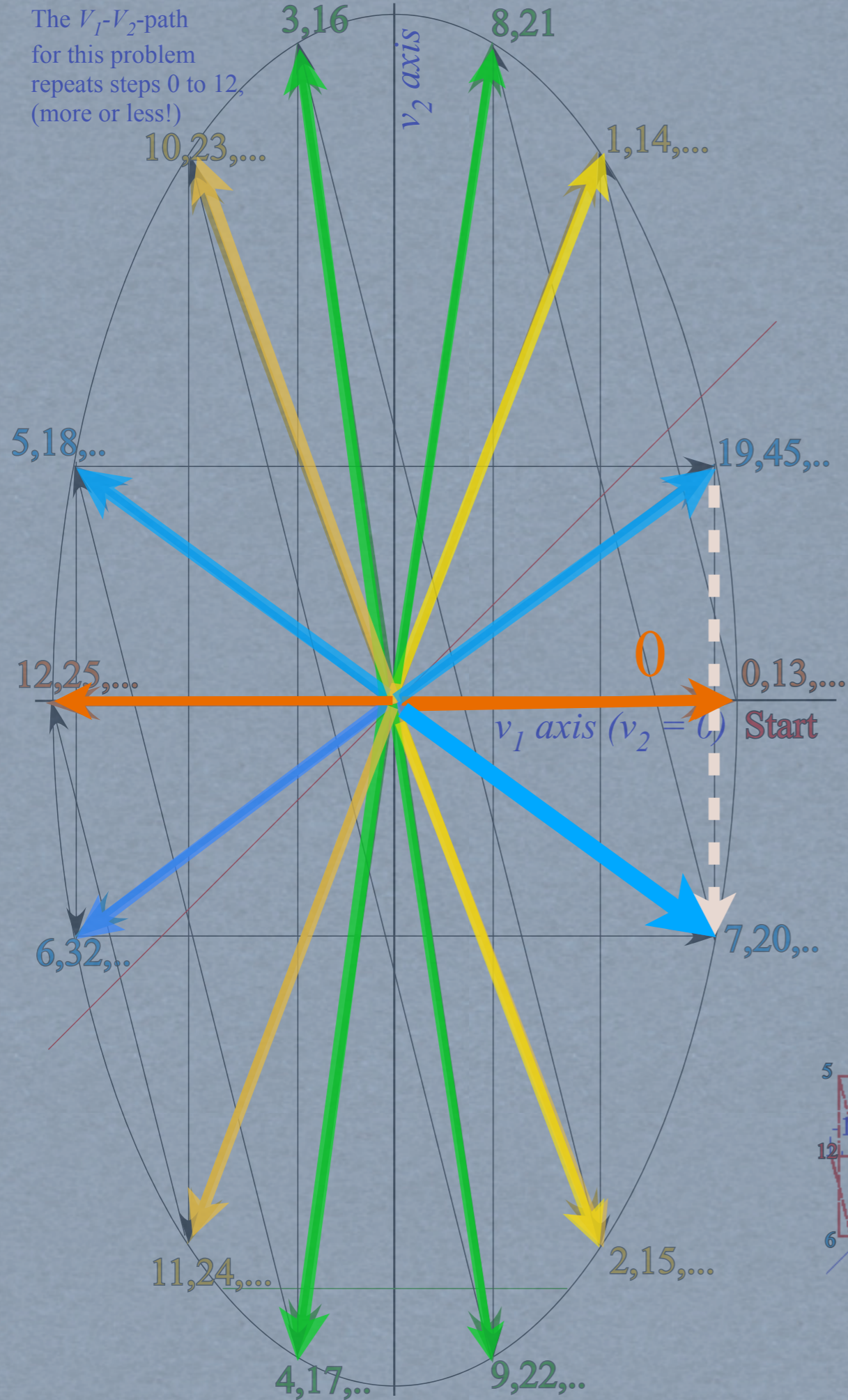
The V_1 - V_2 -path
for this problem
repeats steps 0 to 12,
(more or less!)



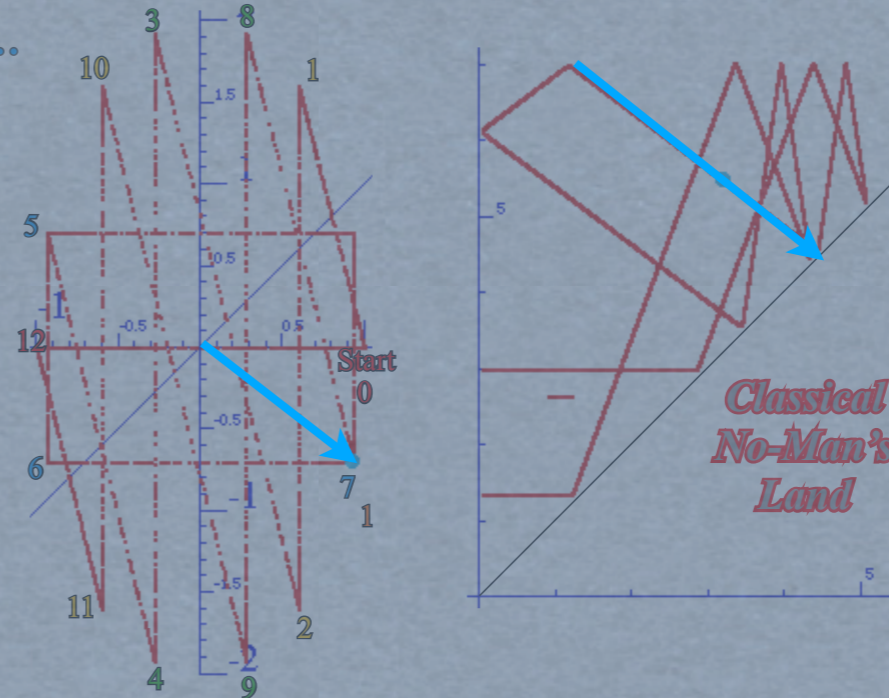
Simulations by *BounceIt*



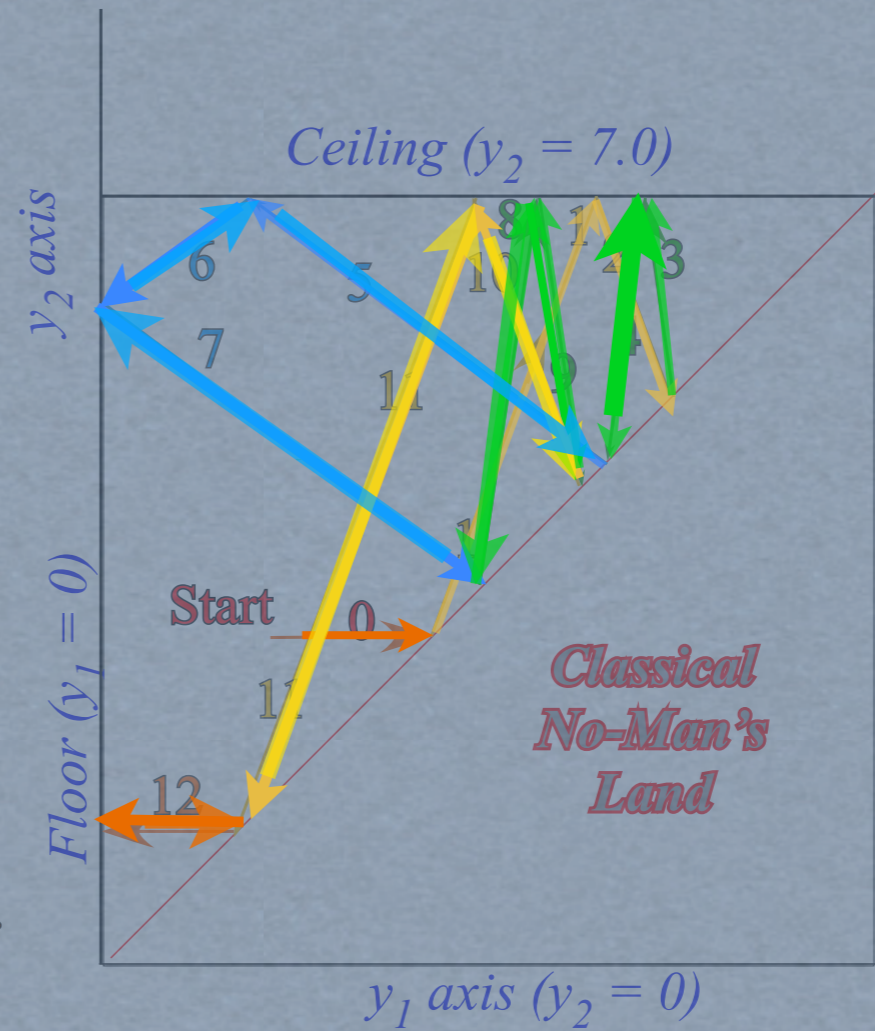
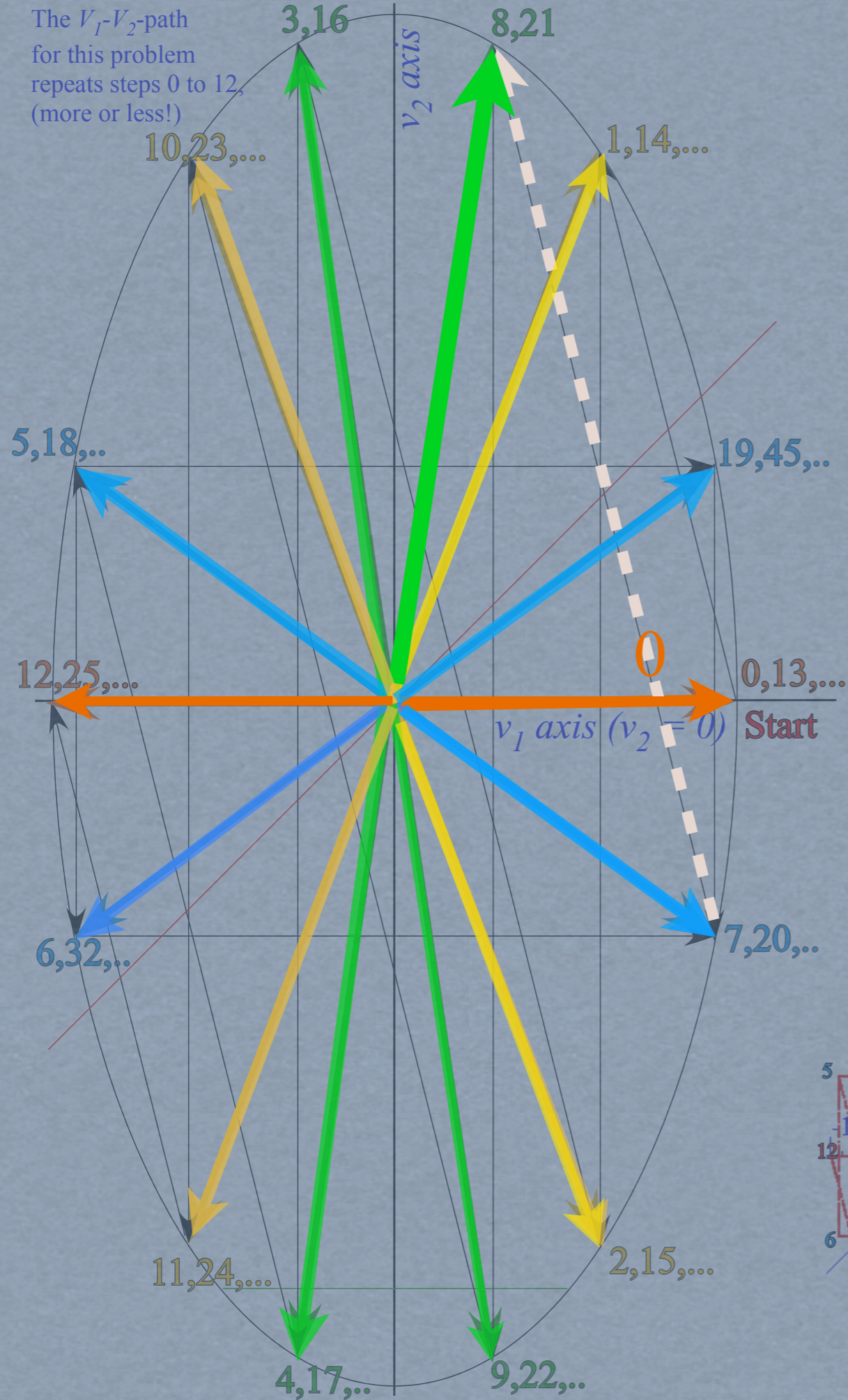
The V_1 - V_2 -path
for this problem
repeats steps 0 to 12,
(more or less!)




Simulations by *BounceIt*



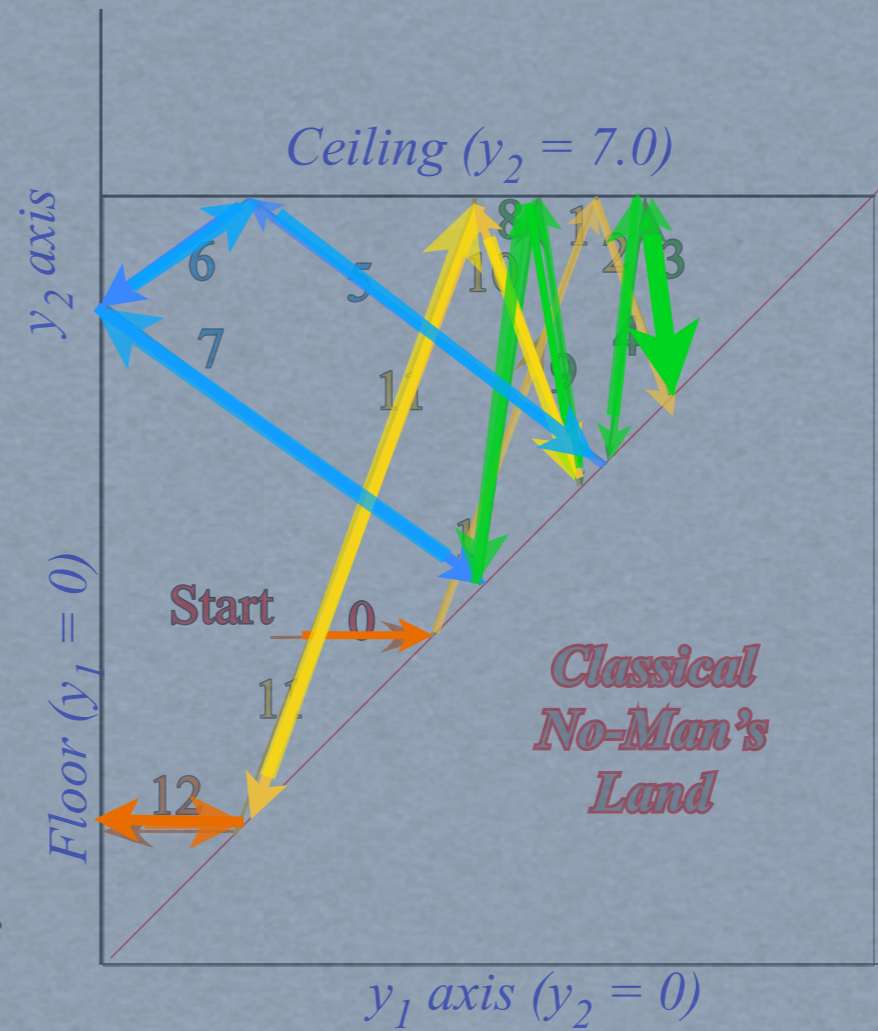
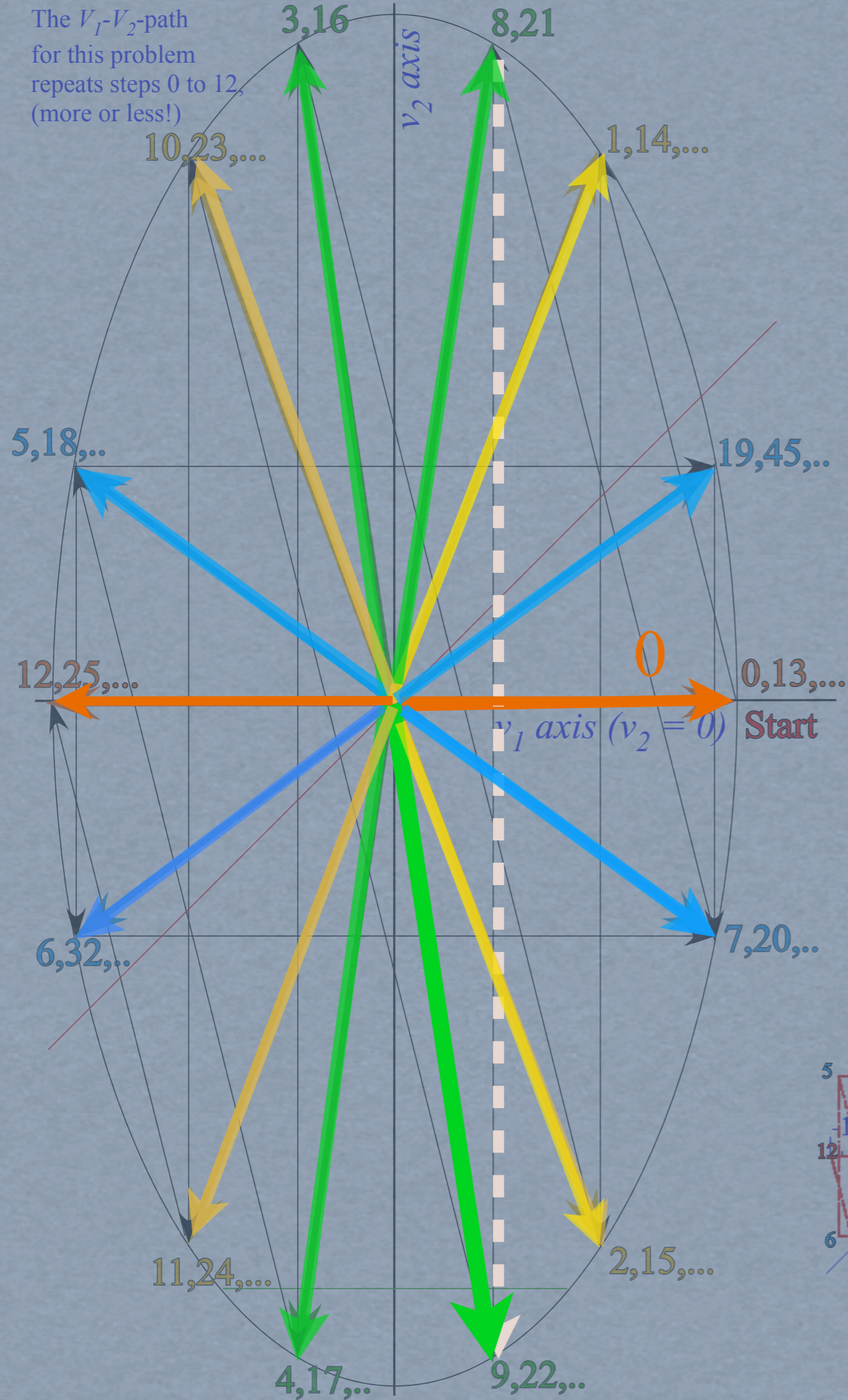
The V_1 - V_2 -path
for this problem
repeats steps 0 to 12,
(more or less!)



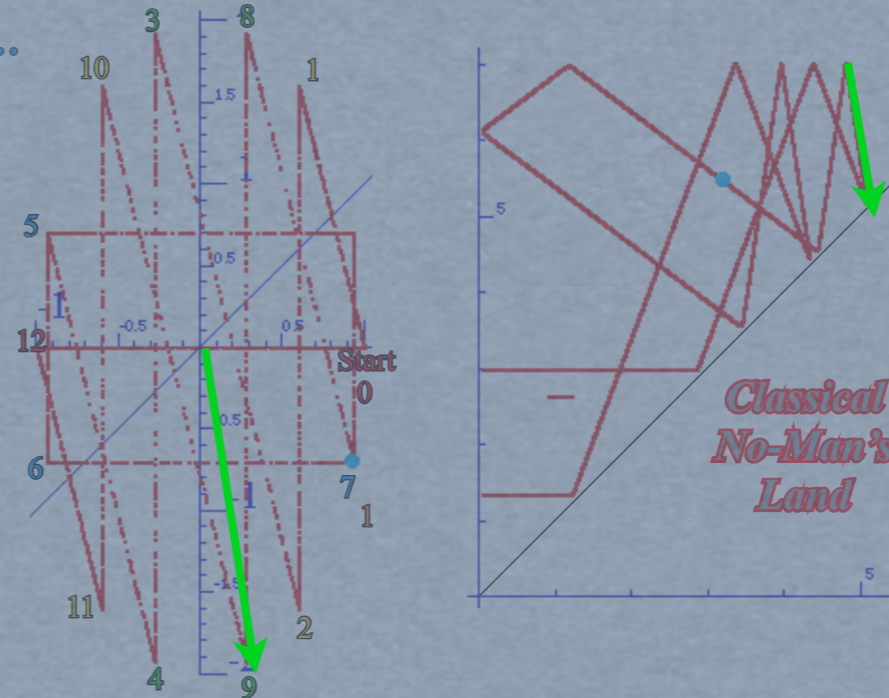
Simulations by *BounceIt*



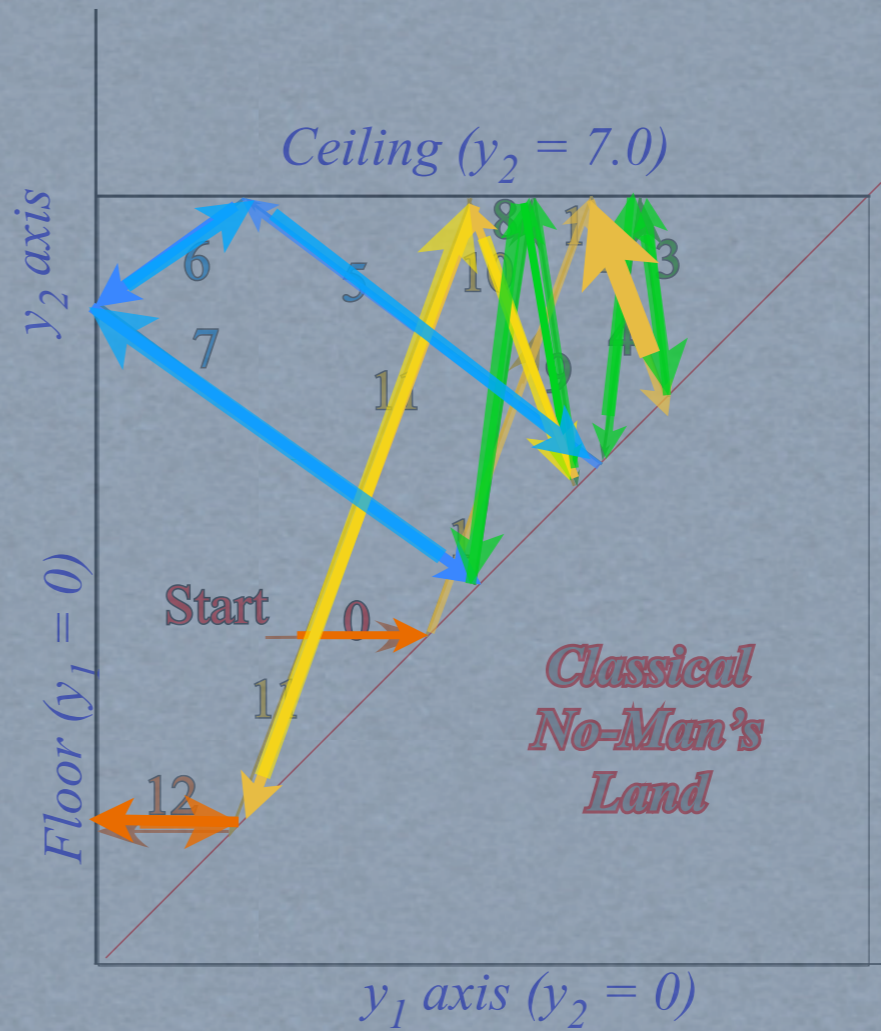
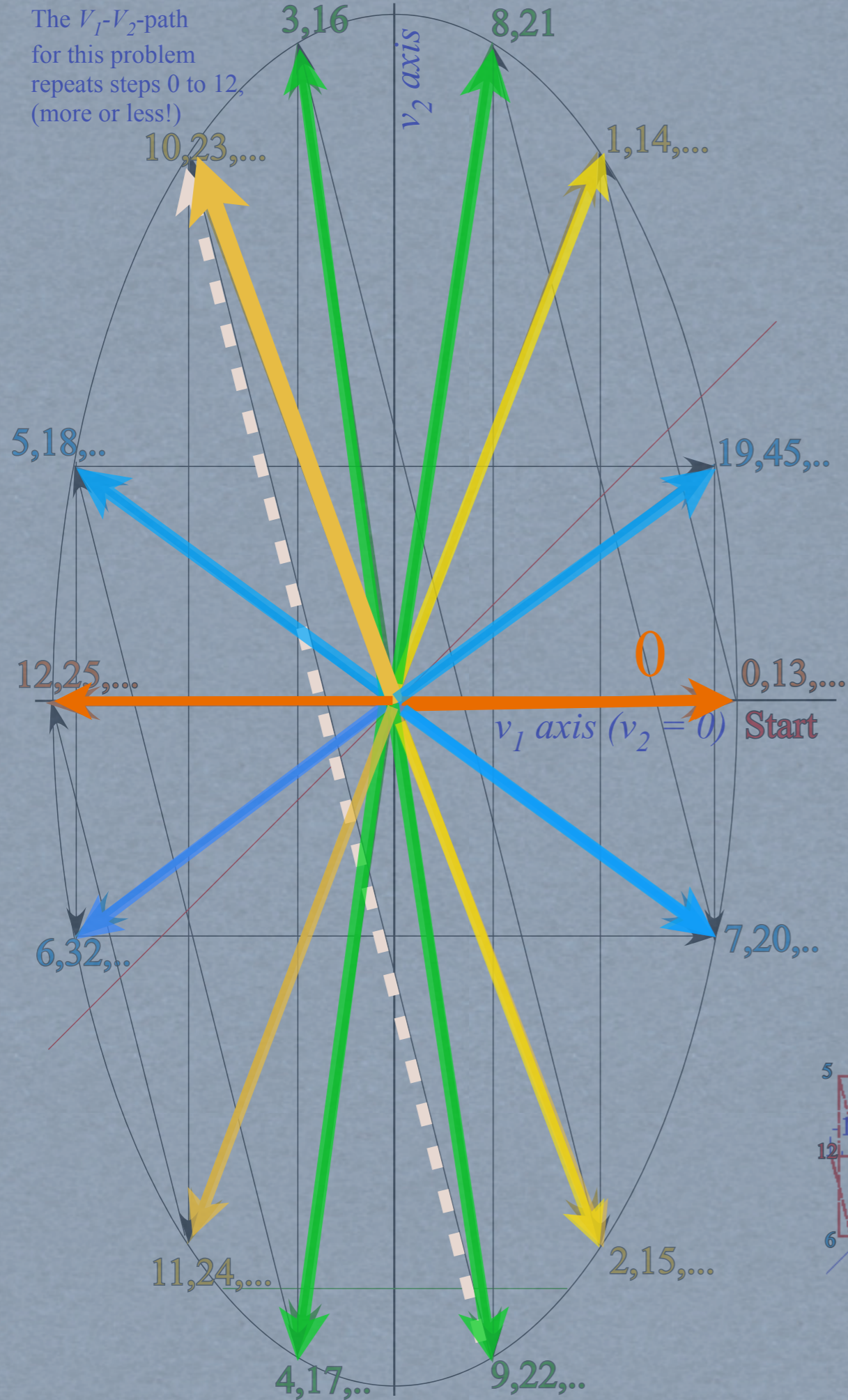
The V_1 - V_2 -path
for this problem
repeats steps 0 to 12,
(more or less!)



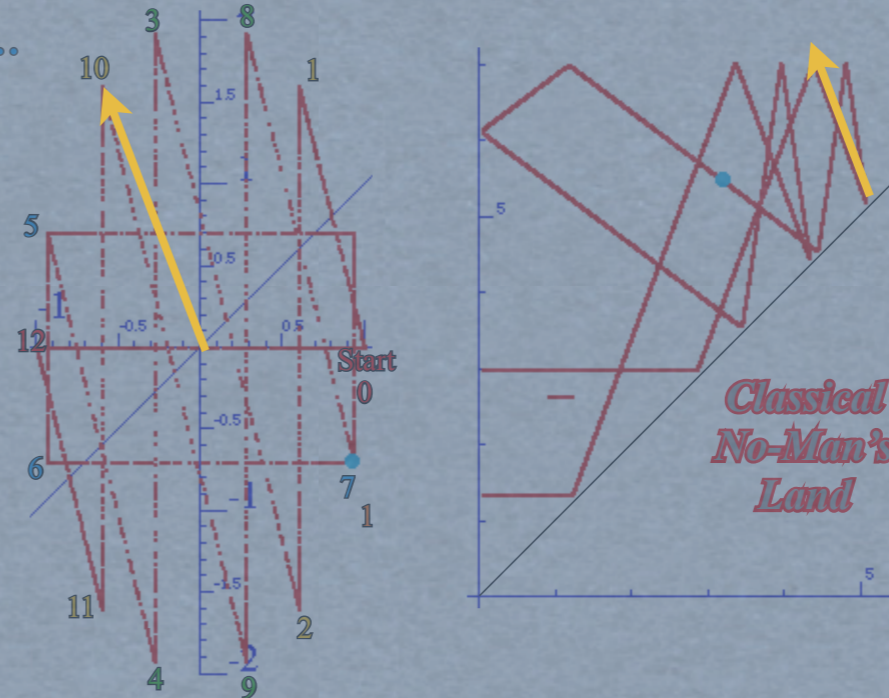
Simulations by *BounceIt*



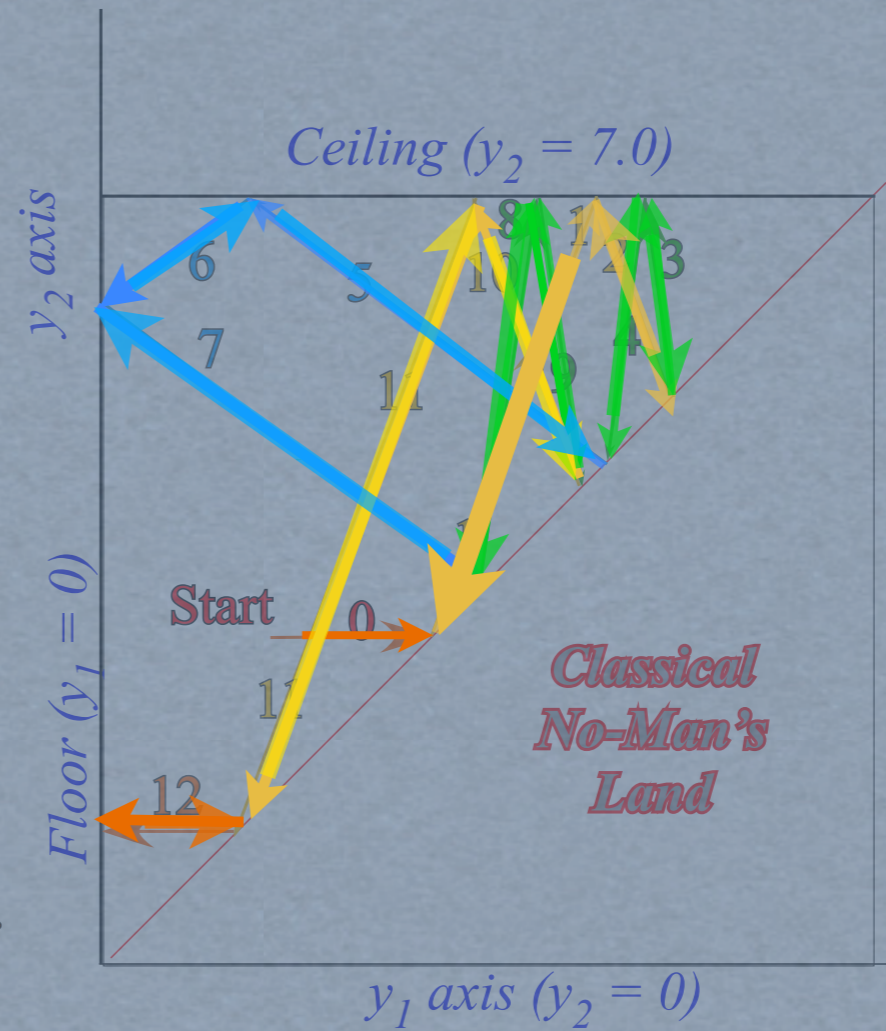
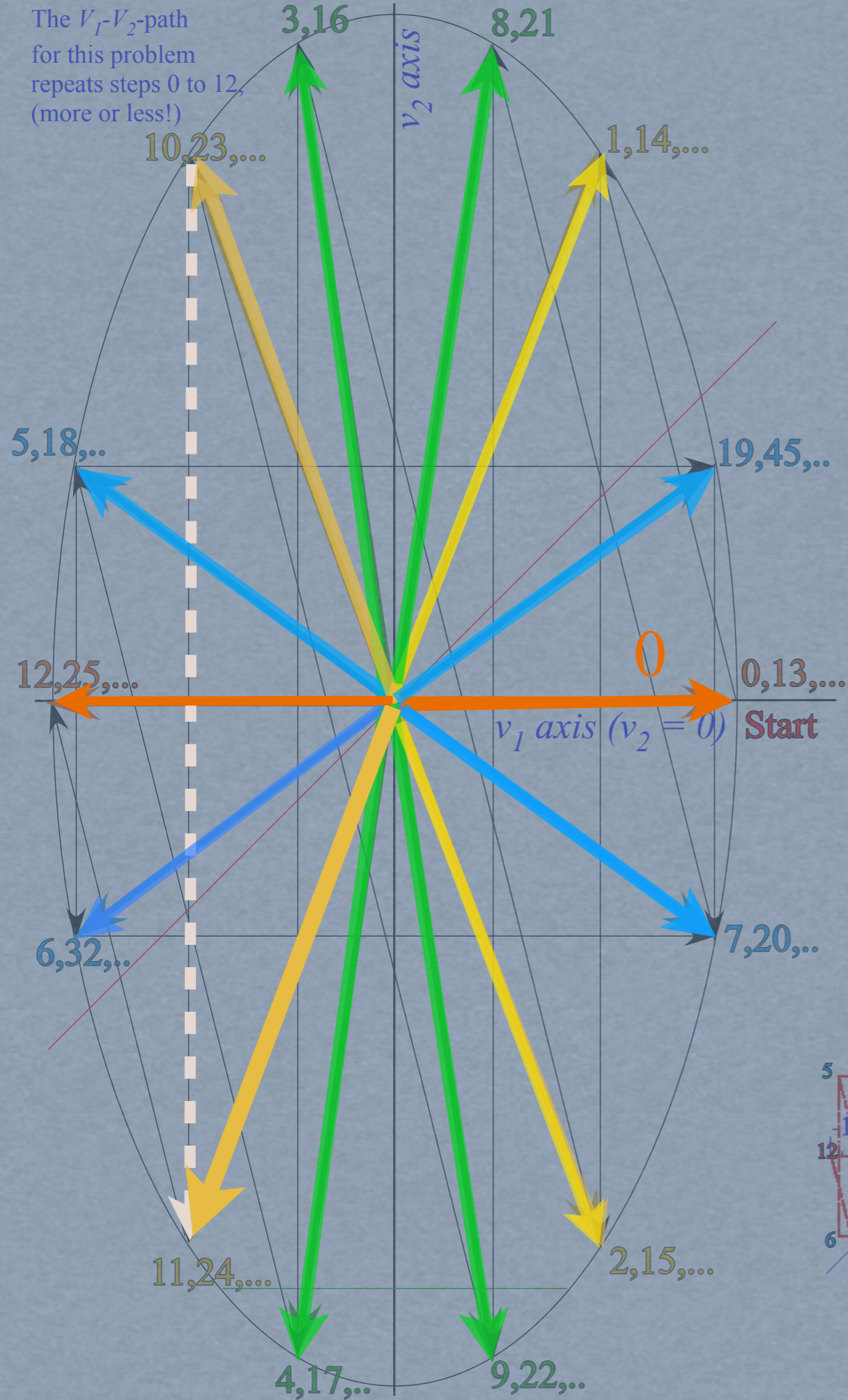
The V_1 - V_2 -path
for this problem
repeats steps 0 to 12,
(more or less!)



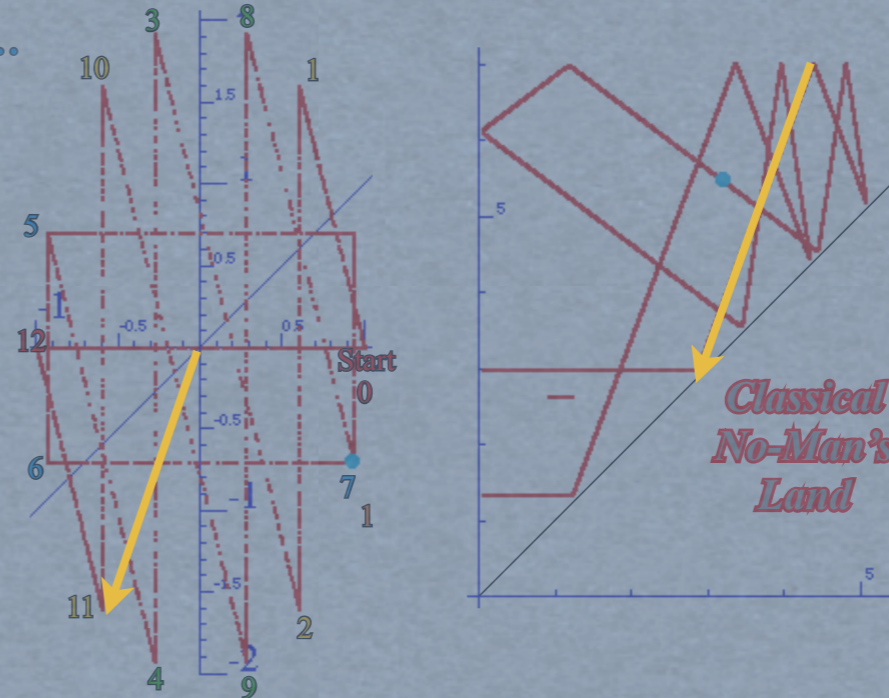
Simulations by *BounceIt*



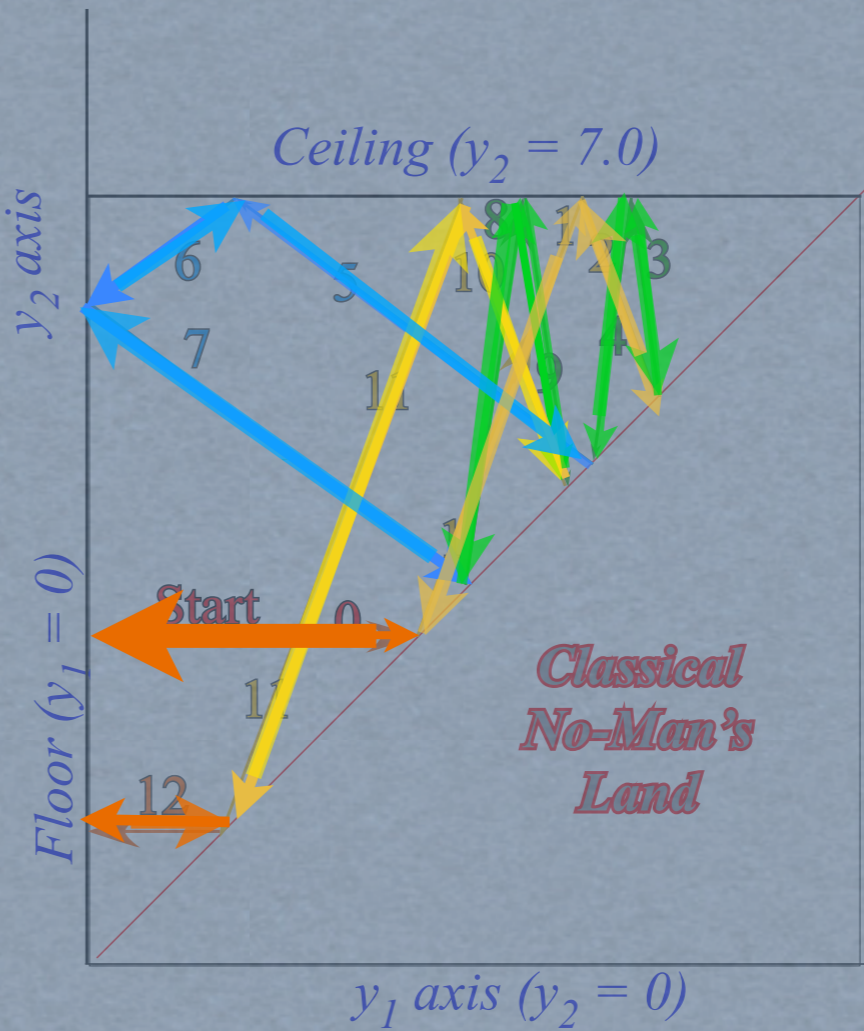
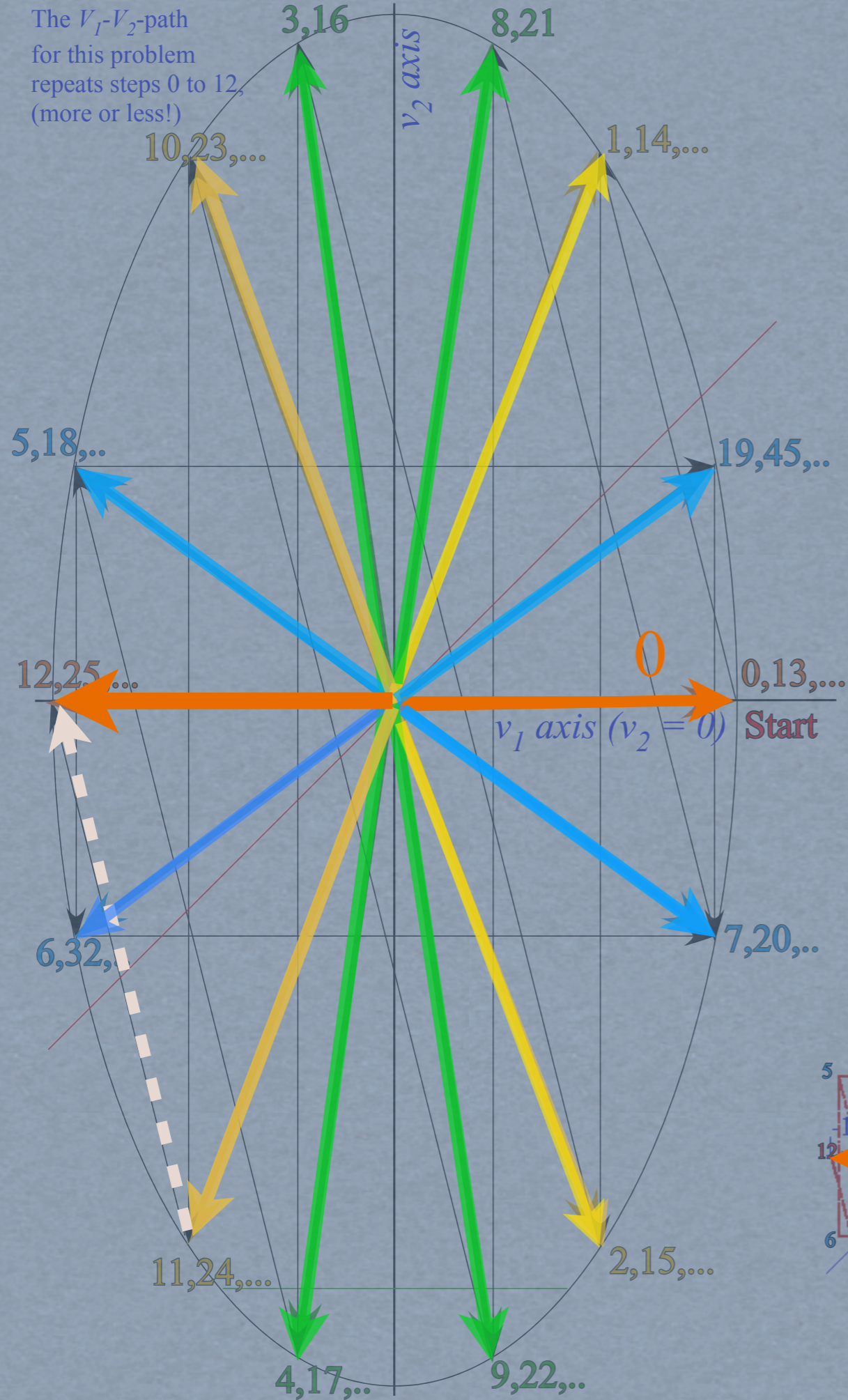
The V_1 - V_2 -path for this problem repeats steps 0 to 12, (more or less!)



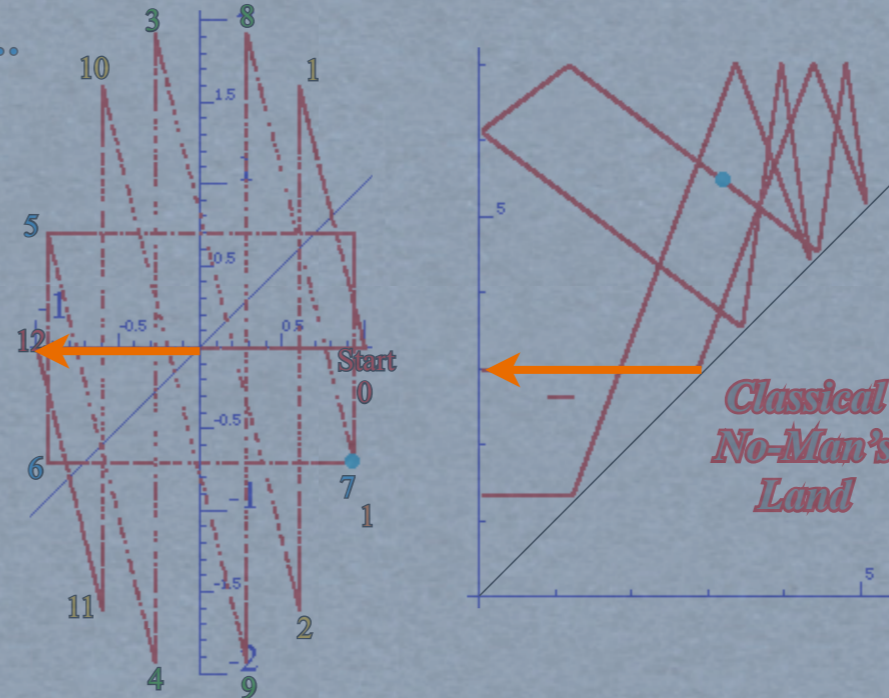
Simulations by *BounceIt*



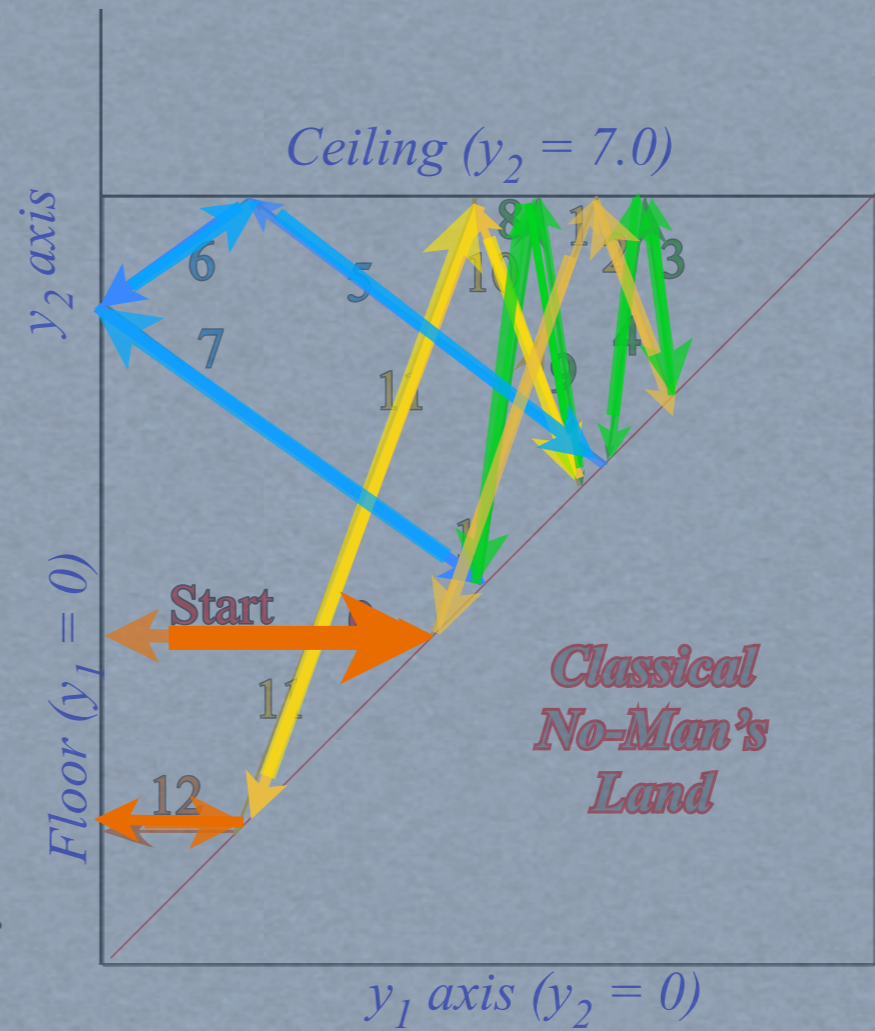
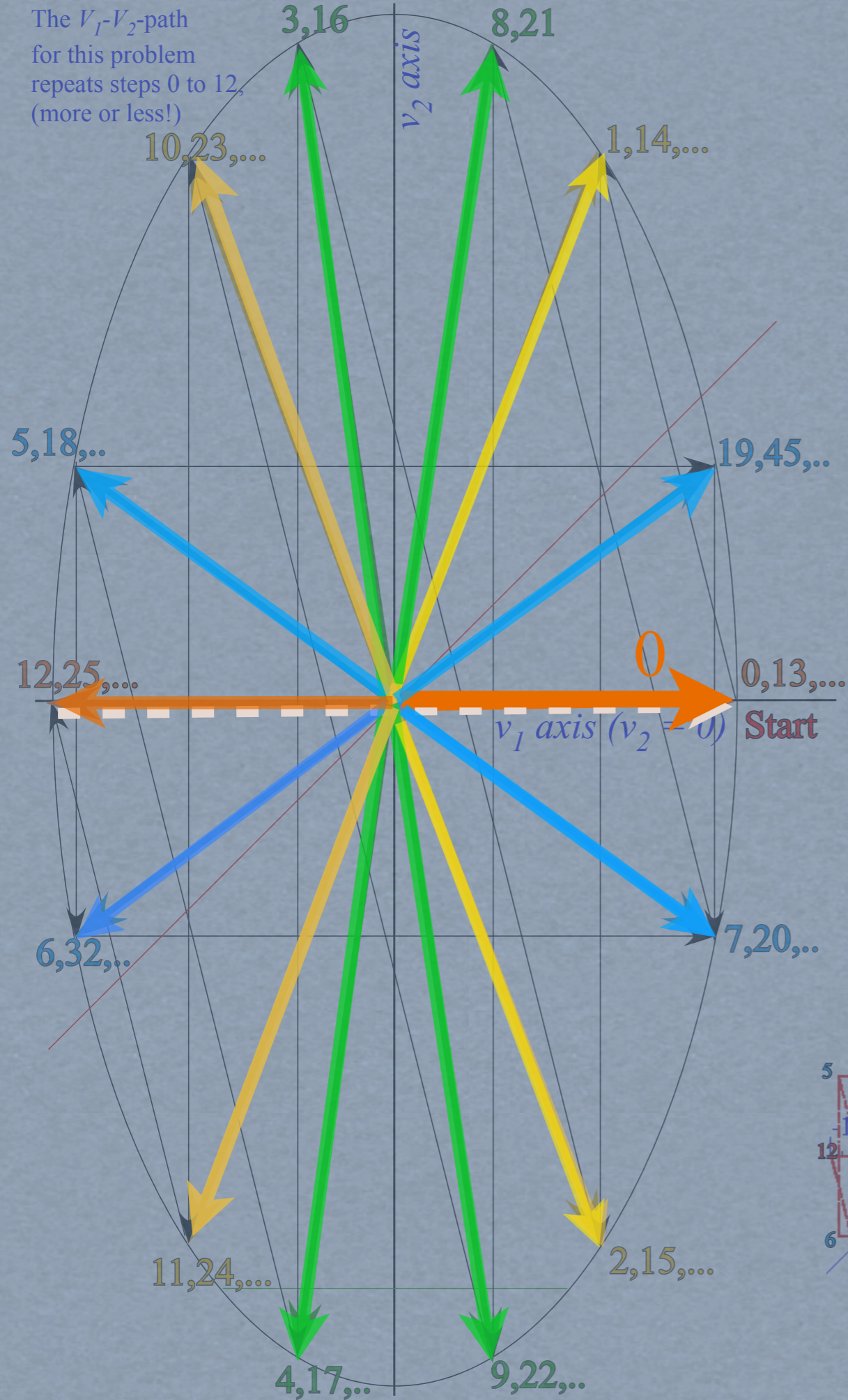
The V_1 - V_2 -path for this problem repeats steps 0 to 12, (more or less!)



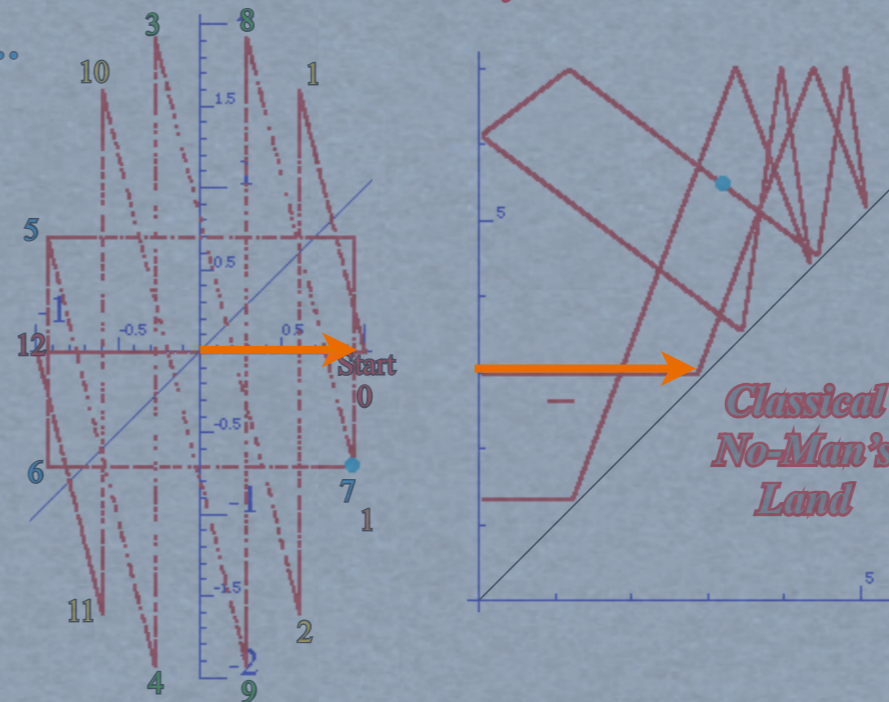
Simulations by *BounceIt*



The V_1 - V_2 -path for this problem repeats steps 0 to 12, (more or less!)



Simulations by *BounceIt*

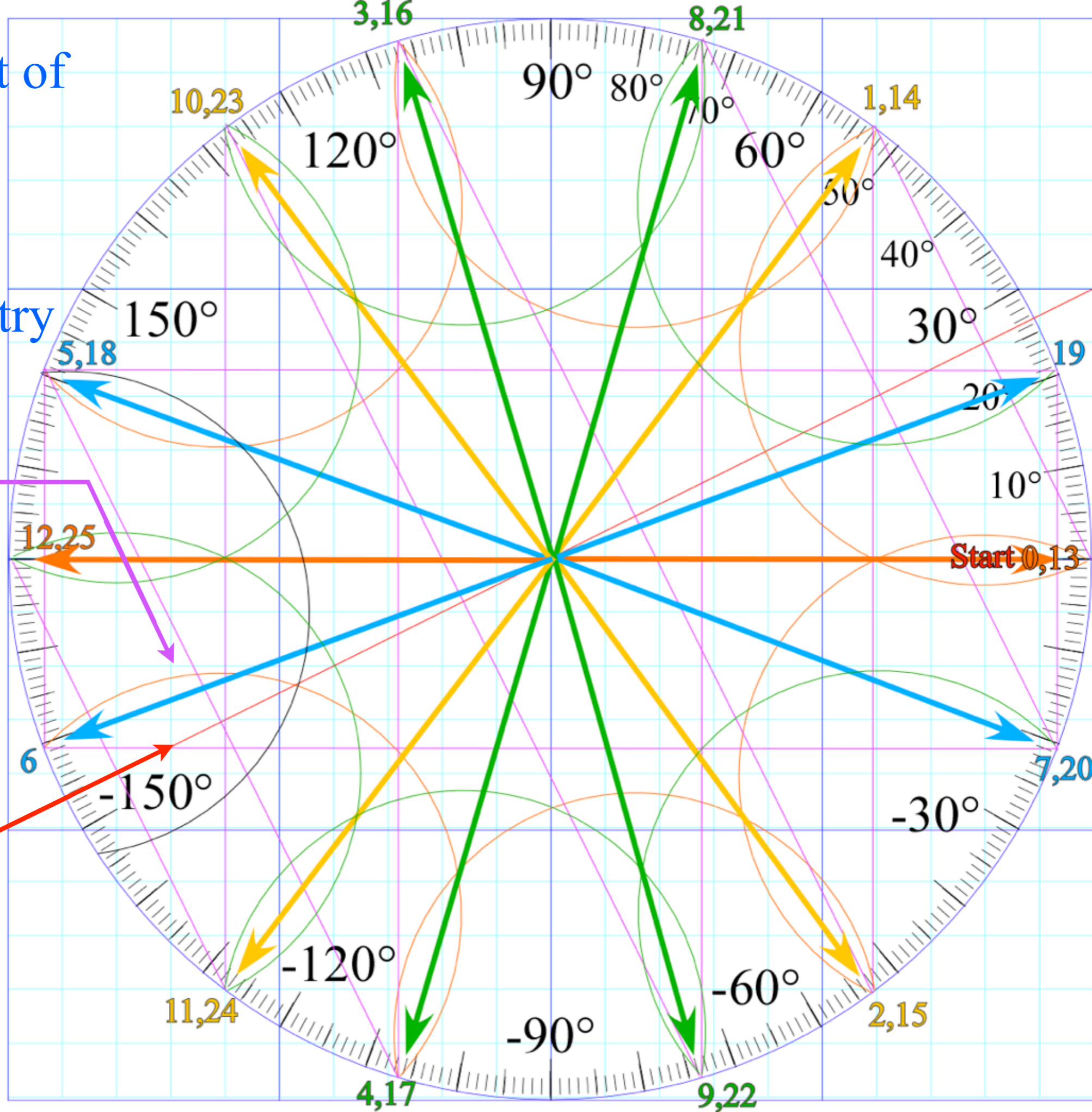


Estrangian plot of
 $m_1/m_2=4/1$
 collision
 sequence
 shows symmetry

(sort of)

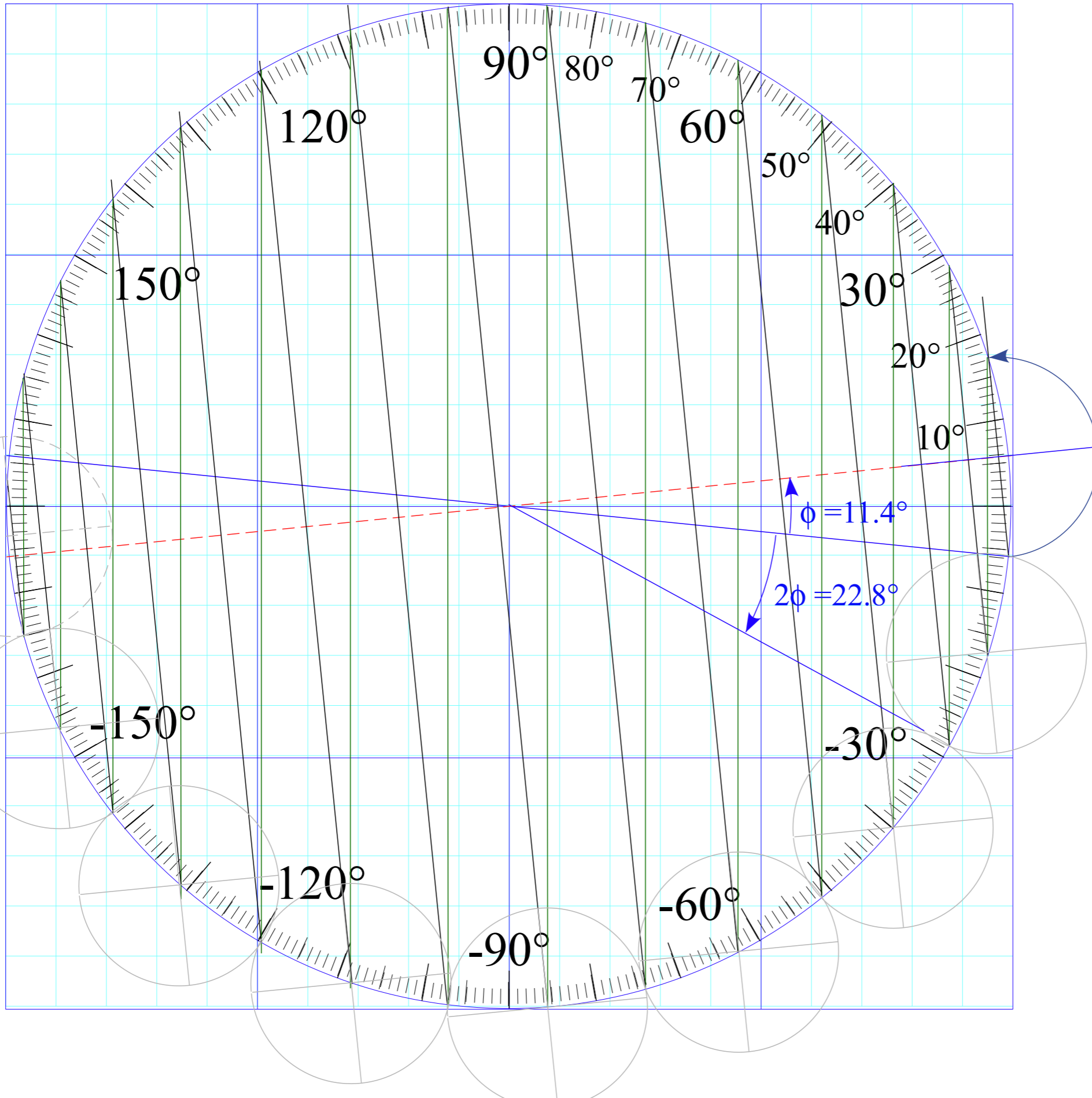
c.o.m. lines
 (cons. of mom.)
 have slope
 $-\sqrt{m_2}/\sqrt{m_1}=-2/1$

COM line
 has slope
 $\sqrt{m_2}/\sqrt{m_1}=1/2$

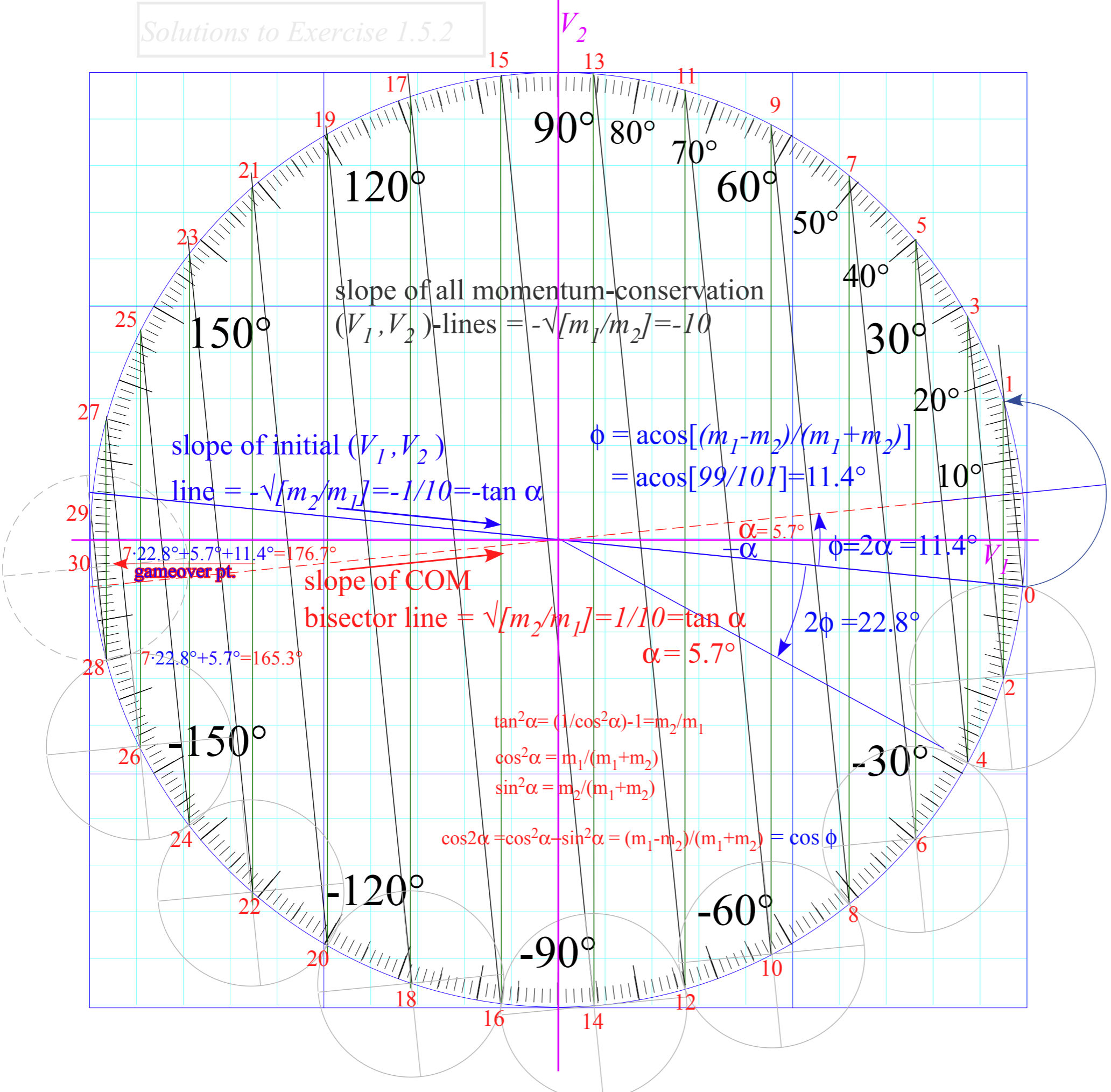


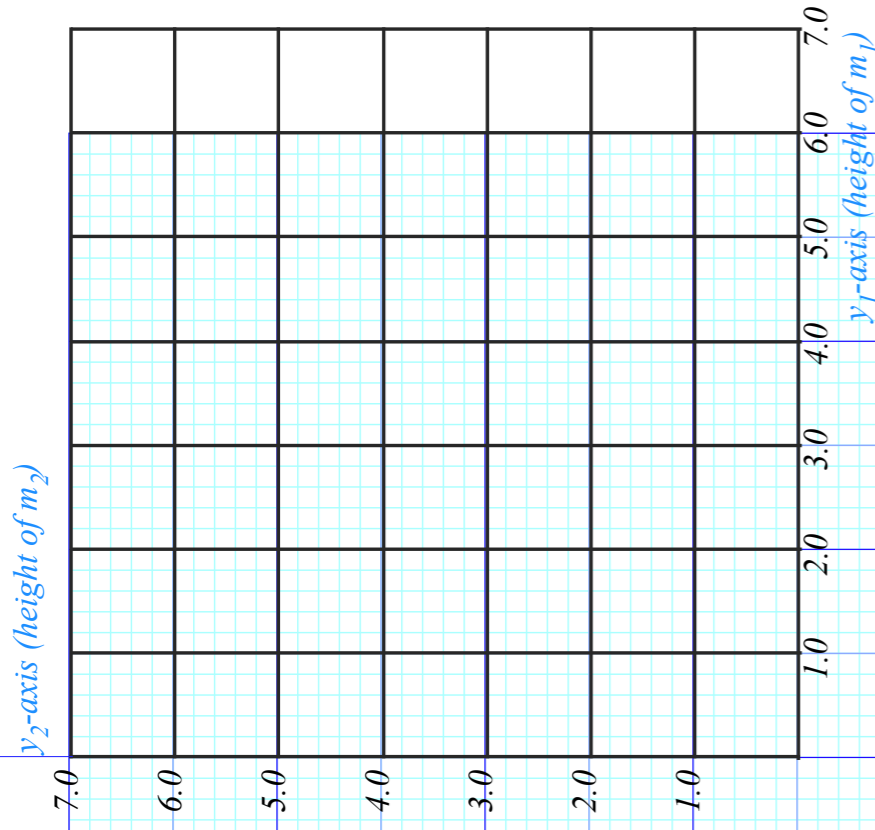
$$\phi = \arccos[(m_1 - m_2)/(m_1 + m_2)] = \arccos[99/101] = 11.4^\circ$$

*Collisions for
mass ratio
 $m_1:m_2 = 100:1$*

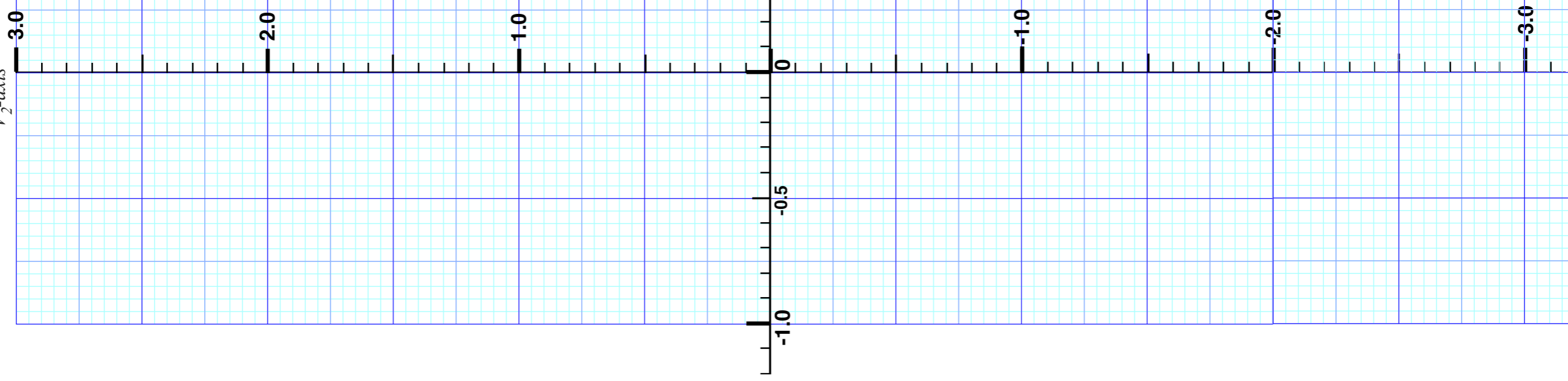


Collisions for
mass ratio
 $m_1:m_2 = 100:1$

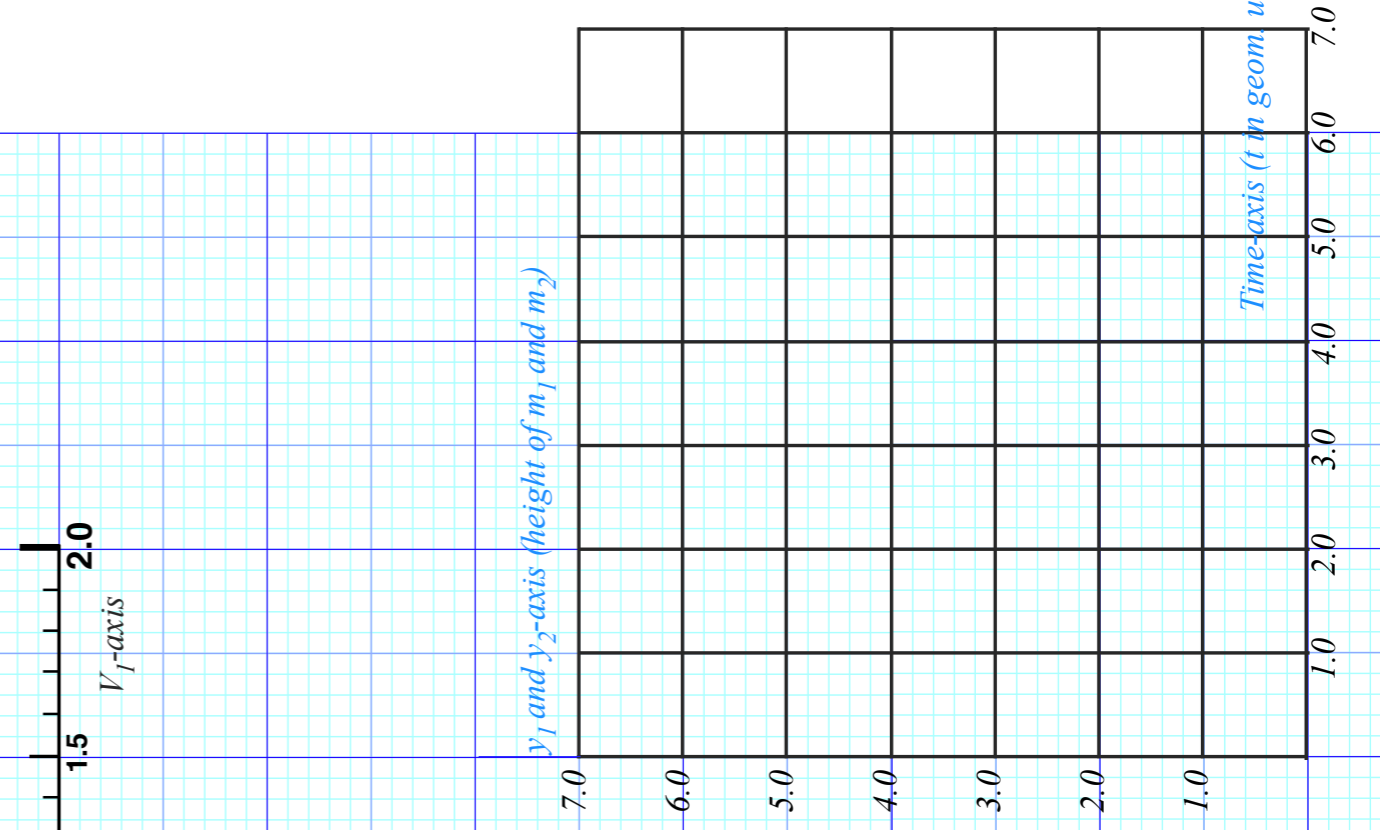




V_2 -axis




V_1 -axis



V_2 -axis

y_2 -axis (height of m_2)



V_1 -axis

y_1 and y_2 -axis (height of m_1 and m_2)

